



# NZ Metropolitan Trotting Club Inc Harness

Race 8: WOODLANDS STUD SIRES' STAKES 2YO C&G FINAL (MOB PACE) (Gr1) - 1980m

11 November 2025 - 3:22PM



Weather: Overcast

|              |           |           |           |           |           |           |           |           |
|--------------|-----------|-----------|-----------|-----------|-----------|-----------|-----------|-----------|
| Field Times  | 2:19.99   | 2:09.20   | 1:55.93   | 1:42.07   | 1:28.45   | 1:12.84   | 0:57.11   | 0:43.07   |
| (Race Tempo) | (0:10.79) | (0:13.27) | (0:13.86) | (0:13.63) | (0:15.60) | (0:15.73) | (0:14.05) | (0:13.88) |

| Rank | TAB#   | Horse             | Overall Time  | First 400m | Top Speed km/h (Section) | L1980        | L1800        | L1600        | L1400        | L1200        | L1000        | L800         | L600         |
|------|--------|-------------------|---------------|------------|--------------------------|--------------|--------------|--------------|--------------|--------------|--------------|--------------|--------------|
|      | (BAR#) | Driver            | Margin (DT-W) | Last 600m  | Fastest Section (Time)   | Start - 2000 | 1800 - 1600  | 1600 - 1400  | 1400 - 1200  | 1200 - 1000  | 1000 - 800   | 800 - 600    | 600 - 400    |
| 1    | 10     | Freeze Frame      | 2:19.99       | 0:26.71    | 57.4 (2000-1800)         | 2:19.99      | 2:08.42 [6]  | 1:54.65 [7]  | 1:40.70 [7]  | 1:26.86 [3]  | 1:12.33 [2]  | 0:56.90 [3]  | 0:42.88 [3]  |
|      | (10)   | K A Butt          |               | 0:42.88    | 2000-1800 (0:11.57)      | (0:11.57)    | (0:13.77)    | (0:13.95)    | (0:13.84)    | (0:14.53)    | (0:15.43)    | (0:14.02)    | (0:14.03)    |
| 2    | 6      | Allamericanplayer | 2:20.01       | 0:27.41    | 56.1 (2000-1800)         | 2:20.01      | 2:08.27 [10] | 1:54.01 [10] | 1:39.99 [10] | 1:26.09 [9]  | 1:11.44 [6]  | 0:56.41 [2]  | 0:43.03 [2]  |
|      | (6)    | John R Dunn       | 0.1L (+7)     | 0:43.03    | 2000-1800 (0:11.74)      | (0:11.74)    | (0:14.26)    | (0:14.02)    | (0:13.90)    | (0:14.65)    | 0:15.03      | (0:13.38)    | 0:13.83      |
| 3    | 3      | Jumal             | 2:20.02       | 0:25.57    | 58.0 (1800-1600)         | 2:20.02      | 2:08.80 [2]  | 1:55.79 [2]  | 1:42.02 [1]  | 1:28.48 [1]  | 1:12.88 [1]  | 0:57.15 [1]  | 0:43.10 [1]  |
|      | (3)    | S J Ottley        | 0.1L (-8)     | 0:43.10    | 2000-1800 (0:11.22)      | (0:11.22)    | 0:13.01      | 0:13.77      | 0:13.54      | (0:15.60)    | (0:15.73)    | (0:14.05)    | (0:13.88)    |
| 4    | 5      | Mystery Creek     | 2:20.36       | 0:27.09    | 56.1 (2000-1800)         | 2:20.36      | 2:08.63 [8]  | 1:54.68 [8]  | 1:40.69 [8]  | 1:26.85 [7]  | 1:12.10 [7]  | 0:56.57 [8]  | 0:42.38 [8]  |
|      | (5)    | N P Williamson    | 2L (+2)       | 0:42.38    | 2000-1800 (0:11.73)      | (0:11.73)    | (0:13.95)    | (0:13.99)    | (0:13.84)    | (0:14.75)    | (0:15.53)    | (0:14.19)    | (0:14.05)    |
| 5    | 7      | Zeus Lightning    | 2:20.40       | 0:28.08    | 55.2 (800-600)           | 2:20.40      | 2:08.30 [12] | 1:53.74 [12] | 1:39.65 [12] | 1:25.72 [12] | 1:11.18 [11] | 0:56.12 [6]  | 0:42.78 [5]  |
|      | (7)    | B N Orange        | 2.2L (+7)     | 0:42.78    | 2000-1800 (0:12.10)      | (0:12.10)    | (0:14.56)    | (0:14.09)    | (0:13.93)    | (0:14.54)    | (0:15.06)    | 0:13.34      | (0:14.10)    |
| 6    | 13     | Incentivise       | 2:20.89       | 0:27.71    | 54.5 (2000-1800)         | 2:20.89      | 2:08.74 [11] | 1:54.61 [11] | 1:40.50 [11] | 1:26.56 [11] | 1:12.01 [9]  | 0:56.94 [4]  | 0:43.57 [4]  |
|      | (13)   | Mark Purdon       | 4.9L (+3)     | 0:43.57    | 2000-1800 (0:12.15)      | (0:12.15)    | (0:14.13)    | (0:14.11)    | (0:13.94)    | (0:14.55)    | (0:15.07)    | (0:13.37)    | (0:14.09)    |
| 7    | 8      | Eun Sogno         | 2:21.08       | 0:28.58    | 54.9 (800-600)           | 2:21.08      | 2:08.52 [13] | 1:53.91 [13] | 1:39.95 [13] | 1:26.02 [13] | 1:11.52 [13] | 0:56.45 [10] | 0:43.06 [7]  |
|      | (8)    | R T May           | 5.9L (+11)    | 0:43.06    | 2000-1800 (0:12.56)      | (0:12.56)    | (0:14.61)    | (0:13.96)    | (0:13.93)    | 0:14.50      | (0:15.07)    | (0:13.39)    | (0:13.96)    |
| 8    | 9      | Sonofamistry      | 2:22.16       | 0:26.18    | 59.2 (2000-1800)         | 2:22.16      | 2:10.77 [4]  | 1:57.34 [4]  | 1:43.61 [4]  | 1:29.39 [6]  | 1:14.09 [8]  | 0:58.29 [11] | 0:44.10 [10] |
|      | (9)    | G W Dixon         | 11.7L (-9)    | 0:44.10    | 2000-1800 (0:11.39)      | (0:11.39)    | (0:13.43)    | (0:13.73)    | (0:14.22)    | (0:15.30)    | (0:15.80)    | (0:14.19)    | (0:14.51)    |
| 9    | 4      | Fugitive          | 2:25.84       | 0:25.38    | 59.5 (2000-1800)         | 2:25.84      | 2:15.06 [1]  | 2:01.79 [1]  | 1:47.93 [2]  | 1:34.00 [2]  | 1:18.42 [3]  | 1:02.65 [5]  | 0:48.45 [6]  |
|      | (4)    | C J Dalgety       | 31.6L (-15)   | 0:48.45    | 2000-1800 (0:10.78)      | 0:10.78      | (0:13.27)    | (0:13.86)    | (0:13.93)    | (0:15.58)    | (0:15.77)    | (0:14.20)    | (0:14.58)    |
| 10   | 11     | Mama's Wish       | 2:25.95       | 0:26.79    | 54.9 (1800-1600)         | 2:25.95      | 2:13.91 [7]  | 2:00.53 [6]  | 1:46.91 [6]  | 1:32.87 [8]  | 1:17.58 [10] | 1:01.78 [12] | 0:47.61 [11] |
|      | (11)   | Z E Butcher       | 32.2L (-11)   | 0:47.61    | 2000-1800 (0:12.04)      | (0:12.04)    | (0:13.38)    | 0:13.62      | (0:14.04)    | (0:15.29)    | (0:15.80)    | (0:14.17)    | (0:14.48)    |

[ ] Position in running at each section and finish TAB# Saddle cloth number

-:-:- No data available at this section

NA No data available

DNT DNT Did not track

BAR# Barrier/Gate Position

DNF Did not finish

DT-W Distance travelled compared to winner in metres

□ Fastest split

■ Fastest section



# NZ Metropolitan Trotting Club Inc Harness

Race 8: WOODLANDS STUD SIRES' STAKES 2YO C&G FINAL (MOB PACE) (Gr1) - 1980m

11 November 2025 - 3:22PM

Weather: Overcast



|              |           |           |           |           |           |           |           |           |
|--------------|-----------|-----------|-----------|-----------|-----------|-----------|-----------|-----------|
| Field Times  | 2:19.99   | 2:09.20   | 1:55.93   | 1:42.07   | 1:28.45   | 1:12.84   | 0:57.11   | 0:43.07   |
| (Race Tempo) | (0:10.79) | (0:13.27) | (0:13.86) | (0:13.63) | (0:15.60) | (0:15.73) | (0:14.05) | (0:13.88) |

| Rank | TAB#   | Horse            | Overall Time  | First 400m | Top Speed km/h (Section) | L1980        | L1800       | L1600       | L1400       | L1200        | L1000        | L800         | L600         |
|------|--------|------------------|---------------|------------|--------------------------|--------------|-------------|-------------|-------------|--------------|--------------|--------------|--------------|
|      | (BAR#) | Driver           | Margin (DT-W) | Last 600m  | Fastest Section (Time)   | Start - 2000 | 1800 - 1600 | 1600 - 1400 | 1400 - 1200 | 1200 - 1000  | 1000 - 800   | 800 - 600    | 600 - 400    |
| 11   | 1      | Utah Blaze       | 2:26.28       | 0:25.76    | 58.8 (2000-1800)         | 2:26.28      | 2:15.23 [3] | 2:01.86 [3] | 1:48.03 [3] | 1:33.96 [4]  | 1:18.54 [5]  | 1:02.74 [7]  | 0:48.53 [9]  |
|      | (1)    | T M Williams     | 34L (-10)     | 0:48.53    | 2000-1800 (0:11.05)      | (0:11.05)    | (0:13.37)   | (0:13.83)   | (0:14.07)   | (0:15.42)    | (0:15.80)    | (0:14.21)    | (0:14.56)    |
| 12   | 12     | Critical Image   | 2:30.83       | 0:27.37    | 54.7 (2000-1800)         | 2:30.83      | 2:18.78 [9] | 2:04.84 [9] | 1:50.99 [9] | 1:37.14 [10] | 1:22.12 [12] | 1:06.36 [13] | 0:52.39 [12] |
|      | (12)   | R J Butt         | 58.6L (-6)    | 0:52.39    | 2000-1800 (0:12.05)      | (0:12.05)    | (0:13.94)   | (0:13.85)   | (0:13.85)   | (0:15.02)    | (0:15.76)    | (0:13.97)    | (0:14.92)    |
| 13   | 2      | Move It Lou      | 2:32.07       | 0:26.33    | 57.8 (2000-1800)         | 2:32.07      | 2:20.79 [5] | 2:07.12 [5] | 1:53.07 [5] | 1:39.15 [5]  | 1:24.10 [4]  | 1:08.62 [9]  | 0:54.07 [13] |
|      | (2)    | A G Herlihy MNZM | 65.3L (-2)    | 0:54.07    | 2000-1800 (0:11.28)      | (0:11.28)    | (0:13.67)   | (0:14.05)   | (0:13.92)   | (0:15.05)    | (0:15.48)    | (0:14.55)    | (0:16.17)    |

[ ] Position in running at each section and finish TAB# Saddle cloth number

-:-:- No data available at this section

NA No data available

DNT DNT Did not track

BAR# Barrier/Gate Position

DNF Did not finish

DT-W Distance travelled compared to winner in metres

Fastest split

Fastest section



# NZ Metropolitan Trotting Club Inc Harness

Race 8: WOODLANDS STUD SIRES' STAKES 2YO C&G FINAL (MOB PACE) (Gr1) - 1980m

11 November 2025 - 3:22PM



Weather: Overcast

Field Times                      0:29.19      0:14.77  
(Race Tempo)                    (0:14.41)    (0:14.77)

| Rank | TAB#   | Horse             | Overall Time  | First 400m | Top Speed km/h (Section) | L400         | L200         |  |  |  |  |  |  |
|------|--------|-------------------|---------------|------------|--------------------------|--------------|--------------|--|--|--|--|--|--|
|      | (BAR#) | Driver            | Margin (DT-W) | Last 600m  | Fastest Section (Time)   | 400 - 200    | 200 - Finish |  |  |  |  |  |  |
| 1    | 10     | Freeze Frame      | 2:19.99       | 0:26.71    | 57.4 (2000-1800)         | 0:25.35 [3]  | 0:14.57 [1]  |  |  |  |  |  |  |
|      | (10)   | K A Butt          |               | 0:42.88    | 2000-1800 (0:11.57)      | (0:14.28)    | (0:14.57)    |  |  |  |  |  |  |
| 2    | 6      | Allamericanplayer | 2:20.01       | 0:27.41    | 56.1 (2000-1800)         | 0:26.00 [2]  | 0:14.77 [2]  |  |  |  |  |  |  |
|      | (6)    | John R Dunn       | 0.1L (+7)     | 0:43.03    | 2000-1800 (0:11.74)      | (0:14.43)    | (0:14.77)    |  |  |  |  |  |  |
| 3    | 3      | Jumal             | 2:20.02       | 0:25.57    | 58.0 (1800-1600)         | 0:24.24 [1]  | 0:14.81 [3]  |  |  |  |  |  |  |
|      | (3)    | S J Ottley        | 0.1L (-8)     | 0:43.10    | 2000-1800 (0:11.22)      | (0:14.41)    | (0:14.81)    |  |  |  |  |  |  |
| 4    | 5      | Mystery Creek     | 2:20.36       | 0:27.09    | 56.1 (2000-1800)         | 0:25.68 [6]  | 0:14.19 [4]  |  |  |  |  |  |  |
|      | (5)    | N P Williamson    | 2L (+2)       | 0:42.38    | 2000-1800 (0:11.73)      | (0:14.14)    | (0:14.19)    |  |  |  |  |  |  |
| 5    | 7      | Zeus Lightning    | 2:20.40       | 0:28.08    | 55.2 (800-600)           | 0:26.66 [5]  | 0:14.48 [5]  |  |  |  |  |  |  |
|      | (7)    | B N Orange        | 2.2L (+7)     | 0:42.78    | 2000-1800 (0:12.10)      | (0:14.20)    | (0:14.48)    |  |  |  |  |  |  |
| 6    | 13     | Incentivise       | 2:20.89       | 0:27.71    | 54.5 (2000-1800)         | 0:26.29 [4]  | 0:14.99 [6]  |  |  |  |  |  |  |
|      | (13)   | Mark Purdon       | 4.9L (+3)     | 0:43.57    | 2000-1800 (0:12.15)      | (0:14.49)    | (0:14.99)    |  |  |  |  |  |  |
| 7    | 8      | Eun Sogno         | 2:21.08       | 0:28.58    | 54.9 (800-600)           | 0:27.17 [7]  | 0:14.78 [7]  |  |  |  |  |  |  |
|      | (8)    | R T May           | 5.9L (+11)    | 0:43.06    | 2000-1800 (0:12.56)      | (0:14.32)    | (0:14.78)    |  |  |  |  |  |  |
| 8    | 9      | Sonofamistery     | 2:22.16       | 0:26.18    | 59.2 (2000-1800)         | 0:24.83 [8]  | 0:15.00 [8]  |  |  |  |  |  |  |
|      | (9)    | G W Dixon         | 11.7L (-9)    | 0:44.10    | 2000-1800 (0:11.39)      | (0:14.59)    | (0:15.00)    |  |  |  |  |  |  |
| 9    | 4      | Fugitive          | 2:25.84       | 0:25.38    | 59.5 (2000-1800)         | 0:24.06 [9]  | 0:17.89 [9]  |  |  |  |  |  |  |
|      | (4)    | C J Dalgety       | 31.6L (-15)   | 0:48.45    | 2000-1800 (0:10.78)      | (0:15.98)    | (0:17.89)    |  |  |  |  |  |  |
| 10   | 11     | Mama's Wish       | 2:25.95       | 0:26.79    | 54.9 (1800-1600)         | 0:25.43 [10] | 0:17.85 [10] |  |  |  |  |  |  |
|      | (11)   | Z E Butcher       | 32.2L (-11)   | 0:47.61    | 2000-1800 (0:12.04)      | (0:15.28)    | (0:17.85)    |  |  |  |  |  |  |

- [ ] Position in running at each section and finish    TAB# Saddle cloth number
- :-:- No data available at this section                    BAR# Barrier/Gate Position
- NA No data available    DNF Did not finish
- DNT DNT Did not track    DT-W Distance travelled compared to winner in metres

- Fastest split
- Fastest section



NZ Metropolitan Trotting Club Inc Harness  
 Race 8: WOODLANDS STUD SIRES' STAKES 2YO C&G FINAL (MOB PACE) (Gr1) - 1980m  
 11 November 2025 - 3:22PM



Weather: Overcast

Field Times                      0:29.19      0:14.77  
 (Race Tempo)                    (0:14.41)    (0:14.77)

| Rank | TAB#   | Horse            | Overall Time  | First 400m | Top Speed km/h (Section) | L400         | L200         |  |  |  |  |  |  |
|------|--------|------------------|---------------|------------|--------------------------|--------------|--------------|--|--|--|--|--|--|
|      | (BAR#) | Driver           | Margin (DT-W) | Last 600m  | Fastest Section (Time)   | 400 - 200    | 200 - Finish |  |  |  |  |  |  |
| 11   | 1      | Utah Blaze       | 2:26.28       | 0:25.76    | 58.8 (2000-1800)         | 0:24.42 [11] | 0:18.08 [11] |  |  |  |  |  |  |
|      | (1)    | T M Williams     | 34L (-10)     | 0:48.53    | 2000-1800 (0:11.05)      | (0:15.89)    | (0:18.08)    |  |  |  |  |  |  |
| 12   | 12     | Critical Image   | 2:30.83       | 0:27.37    | 54.7 (2000-1800)         | 0:26.00 [12] | 0:20.17 [12] |  |  |  |  |  |  |
|      | (12)   | R J Butt         | 58.6L (-6)    | 0:52.39    | 2000-1800 (0:12.05)      | (0:17.30)    | (0:20.17)    |  |  |  |  |  |  |
| 13   | 2      | Move It Lou      | 2:32.07       | 0:26.33    | 57.8 (2000-1800)         | 0:24.95 [13] | 0:19.42 [13] |  |  |  |  |  |  |
|      | (2)    | A G Herlihy MNZM | 65.3L (-2)    | 0:54.07    | 2000-1800 (0:11.28)      | (0:18.48)    | (0:19.42)    |  |  |  |  |  |  |

|                                |                       |
|--------------------------------|-----------------------|
| Horse/Jockey Name              | Freeze Frame/K A Butt |
| Finish Rank                    | 1                     |
| Fastest Section Time (Section) | 0:11.57 (2000-1800)   |
| Top Speed [km/h] (Section)     | 57.4 (2000-1800)      |
| Race State                     | Finished              |



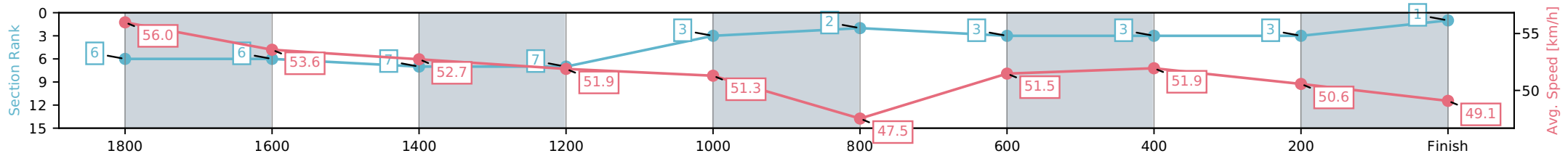
NZ Metropolitan Trotting Club Inc Harness  
 Race 8: WOODLANDS STUD SIRES' STAKES 2YO C&G  
 FINAL (MOB PACE) (Gr1) - 1980m



11 November 2025 - 3:22PM

Weather: Overcast

| Section                | L1980                | L1800                    | L1600                    | L1400                    | L1200                    | L1000                    | L800                     | L600                     | L400                     | L200                     |
|------------------------|----------------------|--------------------------|--------------------------|--------------------------|--------------------------|--------------------------|--------------------------|--------------------------|--------------------------|--------------------------|
| Section Times          | 2:19.99<br>(0:11.57) | 2:05.43 [6]<br>(0:13.77) | 1:51.15 [7]<br>(0:13.95) | 1:37.11 [7]<br>(0:13.84) | 1:23.09 [3]<br>(0:14.53) | 1:07.66 [2]<br>(0:15.43) | 0:53.14 [3]<br>(0:14.02) | 0:39.30 [3]<br>(0:14.03) | 0:25.35 [3]<br>(0:14.28) | 0:11.57 [1]<br>(0:14.57) |
| Average Speed [km/h]   | 56.0                 | 53.6                     | 52.7                     | 51.9                     | 51.3                     | 47.5                     | 51.5                     | 51.9                     | 50.6                     | 49.1                     |
| Top Speed [km/h]       | 57.4                 | 54.8                     | 54.8                     | 53.6                     | 53.7                     | 48.8                     | 52.8                     | 52.5                     | 52.1                     | 49.9                     |
| Avg. Dist. to Rail [m] | 4.2                  | 3.5                      | 3.0                      | 5.2                      | 4.0                      | 2.9                      | 3.6                      | 1.9                      | 1.0                      | 2.2                      |



[ ] Ranking at each section and finish  
 -:-:- No data available at this section  
 NA No data available

|                                |                               |
|--------------------------------|-------------------------------|
| Horse/Jockey Name              | Allamericanplayer/John R Dunn |
| Finish Rank                    | 2                             |
| Fastest Section Time (Section) | 0:11.74 (2000-1800)           |
| Top Speed [km/h] (Section)     | 56.1 (2000-1800)              |
| Race State                     | Finished                      |



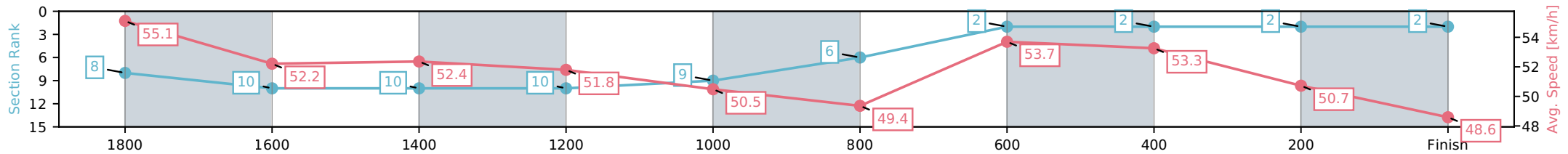
NZ Metropolitan Trotting Club Inc Harness  
 Race 8: WOODLANDS STUD SIRES' STAKES 2YO C&G  
 FINAL (MOB PACE) (Gr1) - 1980m



11 November 2025 - 3:22PM

Weather: Overcast

| Section                | L1980                | L1800                     | L1600                     | L1400                     | L1200                    | L1000                    | L800                     | L600                     | L400                     | L200                     |
|------------------------|----------------------|---------------------------|---------------------------|---------------------------|--------------------------|--------------------------|--------------------------|--------------------------|--------------------------|--------------------------|
| Section Times          | 2:20.01<br>(0:11.74) | 2:05.24 [10]<br>(0:14.26) | 1:50.81 [10]<br>(0:14.02) | 1:36.98 [10]<br>(0:13.90) | 1:23.60 [9]<br>(0:14.65) | 1:08.57 [6]<br>(0:15.03) | 0:53.93 [2]<br>(0:13.38) | 0:40.02 [2]<br>(0:13.83) | 0:26.00 [2]<br>(0:14.43) | 0:11.74 [2]<br>(0:14.77) |
| Average Speed [km/h]   | 55.1                 | 52.2                      | 52.4                      | 51.8                      | 50.5                     | 49.4                     | 53.7                     | 53.3                     | 50.7                     | 48.6                     |
| Top Speed [km/h]       | 56.1                 | 53.3                      | 53.4                      | 53.1                      | 53.3                     | 53.2                     | 54.0                     | 53.7                     | 52.4                     | 49.1                     |
| Avg. Dist. to Rail [m] | 10.1                 | 5.3                       | 2.9                       | 5.0                       | 3.4                      | 3.9                      | 5.7                      | 3.5                      | 3.0                      | 5.5                      |



- [ ] Ranking at each section and finish
- :-:- No data available at this section
- NA No data available

|                                |                     |
|--------------------------------|---------------------|
| Horse/Jockey Name              | Jumal/S J Ottley    |
| Finish Rank                    | 3                   |
| Fastest Section Time (Section) | 0:11.22 (2000-1800) |
| Top Speed [km/h] (Section)     | 58.0 (1800-1600)    |
| Race State                     | Finished            |



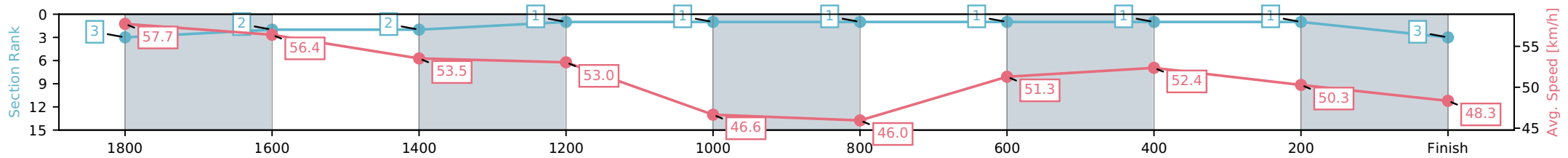
NZ Metropolitan Trotting Club Inc Harness  
 Race 8: WOODLANDS STUD SIRES' STAKES 2YO C&G  
 FINAL (MOB PACE) (Gr1) - 1980m



11 November 2025 - 3:22PM

Weather: Overcast

| Section                | L1980                | L1800                    | L1600                    | L1400                    | L1200                    | L1000                    | L800                     | L600                     | L400                     | L200                     |
|------------------------|----------------------|--------------------------|--------------------------|--------------------------|--------------------------|--------------------------|--------------------------|--------------------------|--------------------------|--------------------------|
| Section Times          | 2:20.02<br>(0:11.22) | 2:05.22 [2]<br>(0:13.01) | 1:50.80 [2]<br>(0:13.77) | 1:36.92 [1]<br>(0:13.54) | 1:22.88 [1]<br>(0:15.60) | 1:07.15 [1]<br>(0:15.73) | 0:51.54 [1]<br>(0:14.05) | 0:38.01 [1]<br>(0:13.88) | 0:24.24 [1]<br>(0:14.41) | 0:11.22 [3]<br>(0:14.81) |
| Average Speed [km/h]   | 57.7                 | 56.4                     | 53.5                     | 53.0                     | 46.6                     | 46.0                     | 51.3                     | 52.4                     | 50.3                     | 48.3                     |
| Top Speed [km/h]       | 57.2                 | 58.0                     | 56.5                     | 55.6                     | 49.2                     | 47.7                     | 53.1                     | 52.9                     | 52.6                     | 48.4                     |
| Avg. Dist. to Rail [m] | 5.7                  | 3.6                      | 2.9                      | 4.3                      | 1.0                      | 1.1                      | 1.6                      | 1.3                      | 1.5                      | 4.0                      |



- [ ] Ranking at each section and finish
- :-:- No data available at this section
- NA No data available

|                                |                              |
|--------------------------------|------------------------------|
| Horse/Jockey Name              | Mystery Creek/N P Williamson |
| Finish Rank                    | 4                            |
| Fastest Section Time (Section) | 0:11.73 (2000-1800)          |
| Top Speed [km/h] (Section)     | 56.1 (2000-1800)             |
| Race State                     | Finished                     |



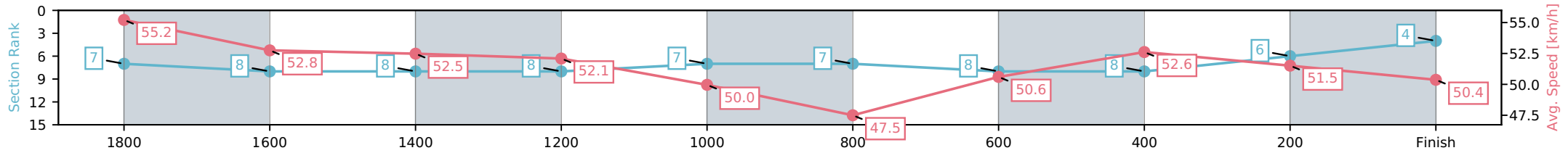
NZ Metropolitan Trotting Club Inc Harness  
 Race 8: WOODLANDS STUD SIRES' STAKES 2YO C&G  
 FINAL (MOB PACE) (Gr1) - 1980m



11 November 2025 - 3:22PM

Weather: Overcast

| Section                | L1980                | L1800                    | L1600                    | L1400                    | L1200                    | L1000                    | L800                     | L600                     | L400                     | L200                     |
|------------------------|----------------------|--------------------------|--------------------------|--------------------------|--------------------------|--------------------------|--------------------------|--------------------------|--------------------------|--------------------------|
| Section Times          | 2:20.36<br>(0:11.73) | 2:06.18 [8]<br>(0:13.95) | 1:52.03 [8]<br>(0:13.99) | 1:37.99 [8]<br>(0:13.84) | 1:23.80 [7]<br>(0:14.75) | 1:08.27 [7]<br>(0:15.53) | 0:53.52 [8]<br>(0:14.19) | 0:39.68 [8]<br>(0:14.05) | 0:25.68 [6]<br>(0:14.14) | 0:11.74 [4]<br>(0:14.19) |
| Average Speed [km/h]   | 55.2                 | 52.8                     | 52.5                     | 52.1                     | 50.0                     | 47.5                     | 50.6                     | 52.6                     | 51.5                     | 50.4                     |
| Top Speed [km/h]       | 56.1                 | 54.0                     | 53.5                     | 53.1                     | 53.0                     | 49.1                     | 53.1                     | 53.2                     | 51.9                     | 51.6                     |
| Avg. Dist. to Rail [m] | 7.9                  | 3.7                      | 2.7                      | 4.9                      | 3.0                      | 3.1                      | 4.5                      | 4.0                      | 1.7                      | 2.6                      |



- [ ] Ranking at each section and finish
- :-:- No data available at this section
- NA No data available

|                                |                           |
|--------------------------------|---------------------------|
| Horse/Jockey Name              | Zeus Lightning/B N Orange |
| Finish Rank                    | 5                         |
| Fastest Section Time (Section) | 0:12.10 (2000-1800)       |
| Top Speed [km/h] (Section)     | 55.2 (800-600)            |
| Race State                     | Finished                  |



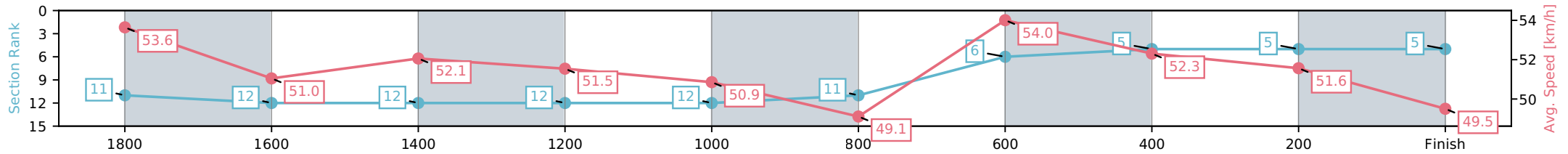
NZ Metropolitan Trotting Club Inc Harness  
 Race 8: WOODLANDS STUD SIRES' STAKES 2YO C&G  
 FINAL (MOB PACE) (Gr1) - 1980m



11 November 2025 - 3:22PM

Weather: Overcast

| Section                | L1980                | L1800                     | L1600                     | L1400                     | L1200                     | L1000                     | L800                     | L600                     | L400                     | L200                     |
|------------------------|----------------------|---------------------------|---------------------------|---------------------------|---------------------------|---------------------------|--------------------------|--------------------------|--------------------------|--------------------------|
| Section Times          | 2:20.40<br>(0:12.10) | 2:05.92 [12]<br>(0:14.56) | 1:51.72 [12]<br>(0:14.09) | 1:37.62 [12]<br>(0:13.93) | 1:24.28 [12]<br>(0:14.54) | 1:09.22 [11]<br>(0:15.06) | 0:54.69 [6]<br>(0:13.34) | 0:40.76 [5]<br>(0:14.10) | 0:26.66 [5]<br>(0:14.20) | 0:12.10 [5]<br>(0:14.48) |
| Average Speed [km/h]   | 53.6                 | 51.0                      | 52.1                      | 51.5                      | 50.9                      | 49.1                      | 54.0                     | 52.3                     | 51.6                     | 49.5                     |
| Top Speed [km/h]       | 54.2                 | 53.6                      | 52.9                      | 52.1                      | 52.2                      | 53.5                      | 55.2                     | 52.9                     | 52.0                     | 50.9                     |
| Avg. Dist. to Rail [m] | 12.2                 | 6.0                       | 2.4                       | 4.6                       | 3.2                       | 3.7                       | 5.4                      | 3.6                      | 2.6                      | 4.0                      |



- [ ] Ranking at each section and finish
- :-:- No data available at this section
- NA No data available

|                                |                         |
|--------------------------------|-------------------------|
| Horse/Jockey Name              | Incentivise/Mark Purdon |
| Finish Rank                    | 6                       |
| Fastest Section Time (Section) | 0:12.15 (2000-1800)     |
| Top Speed [km/h] (Section)     | 54.5 (2000-1800)        |
| Race State                     | Finished                |



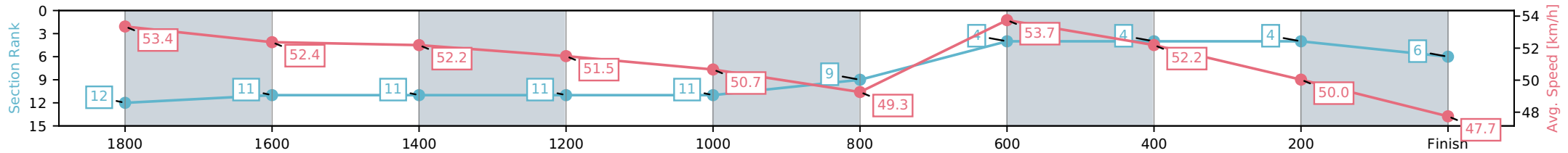
NZ Metropolitan Trotting Club Inc Harness  
 Race 8: WOODLANDS STUD SIRES' STAKES 2YO C&G  
 FINAL (MOB PACE) (Gr1) - 1980m



11 November 2025 - 3:22PM

Weather: Overcast

| Section                | L1980                | L1800                     | L1600                     | L1400                     | L1200                     | L1000                    | L800                     | L600                     | L400                     | L200                     |
|------------------------|----------------------|---------------------------|---------------------------|---------------------------|---------------------------|--------------------------|--------------------------|--------------------------|--------------------------|--------------------------|
| Section Times          | 2:20.89<br>(0:12.15) | 2:05.90 [11]<br>(0:14.13) | 1:51.42 [11]<br>(0:14.11) | 1:37.33 [11]<br>(0:13.94) | 1:23.96 [11]<br>(0:14.55) | 1:08.88 [9]<br>(0:15.07) | 0:54.33 [4]<br>(0:13.37) | 0:40.40 [4]<br>(0:14.09) | 0:26.29 [4]<br>(0:14.49) | 0:12.15 [6]<br>(0:14.99) |
| Average Speed [km/h]   | 53.4                 | 52.4                      | 52.2                      | 51.5                      | 50.7                      | 49.3                     | 53.7                     | 52.2                     | 50.0                     | 47.7                     |
| Top Speed [km/h]       | 54.5                 | 53.7                      | 52.8                      | 52.2                      | 52.4                      | 53.4                     | 54.5                     | 52.8                     | 51.5                     | 49.1                     |
| Avg. Dist. to Rail [m] | 8.9                  | 5.1                       | 2.6                       | 4.5                       | 3.0                       | 3.7                      | 5.2                      | 3.1                      | 1.0                      | 1.4                      |



- [ ] Ranking at each section and finish
- :-:- No data available at this section
- NA No data available

|                                |                     |
|--------------------------------|---------------------|
| Horse/Jockey Name              | Eun Sogno/R T May   |
| Finish Rank                    | 7                   |
| Fastest Section Time (Section) | 0:12.56 (2000-1800) |
| Top Speed [km/h] (Section)     | 54.9 (800-600)      |
| Race State                     | Finished            |



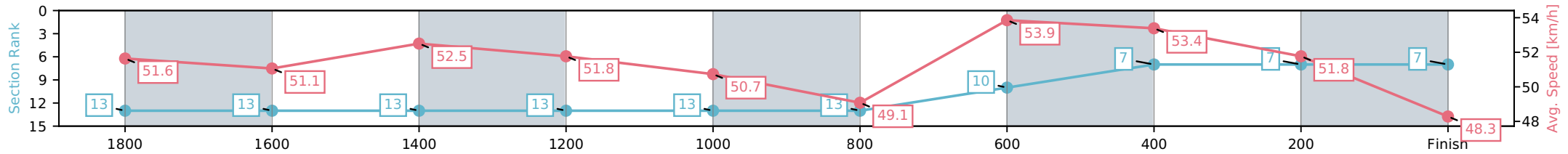
NZ Metropolitan Trotting Club Inc Harness  
 Race 8: WOODLANDS STUD SIRES' STAKES 2YO C&G  
 FINAL (MOB PACE) (Gr1) - 1980m



11 November 2025 - 3:22PM

Weather: Overcast

| Section                | L1980                | L1800                     | L1600                     | L1400                     | L1200                     | L1000                     | L800                      | L600                     | L400                     | L200                     |
|------------------------|----------------------|---------------------------|---------------------------|---------------------------|---------------------------|---------------------------|---------------------------|--------------------------|--------------------------|--------------------------|
| Section Times          | 2:21.08<br>(0:12.56) | 2:06.31 [13]<br>(0:14.61) | 1:51.98 [13]<br>(0:13.96) | 1:38.02 [13]<br>(0:13.93) | 1:24.64 [13]<br>(0:14.50) | 1:09.57 [13]<br>(0:15.07) | 0:55.07 [10]<br>(0:13.39) | 0:41.13 [7]<br>(0:13.96) | 0:27.17 [7]<br>(0:14.32) | 0:12.57 [7]<br>(0:14.78) |
| Average Speed [km/h]   | 51.6                 | 51.1                      | 52.5                      | 51.8                      | 50.7                      | 49.1                      | 53.9                      | 53.4                     | 51.8                     | 48.3                     |
| Top Speed [km/h]       | 53.7                 | 53.0                      | 53.1                      | 52.7                      | 51.7                      | 53.1                      | 54.9                      | 54.1                     | 52.4                     | 50.4                     |
| Avg. Dist. to Rail [m] | 13.0                 | 6.3                       | 2.5                       | 4.7                       | 2.8                       | 3.9                       | 6.0                       | 5.4                      | 4.0                      | 6.8                      |



[ ] Ranking at each section and finish  
 -:-:- No data available at this section  
 NA No data available

|                                |                        |
|--------------------------------|------------------------|
| Horse/Jockey Name              | Sonofamistry/G W Dixon |
| Finish Rank                    | 8                      |
| Fastest Section Time (Section) | 0:11.39 (2000-1800)    |
| Top Speed [km/h] (Section)     | 59.2 (2000-1800)       |
| Race State                     | Finished               |



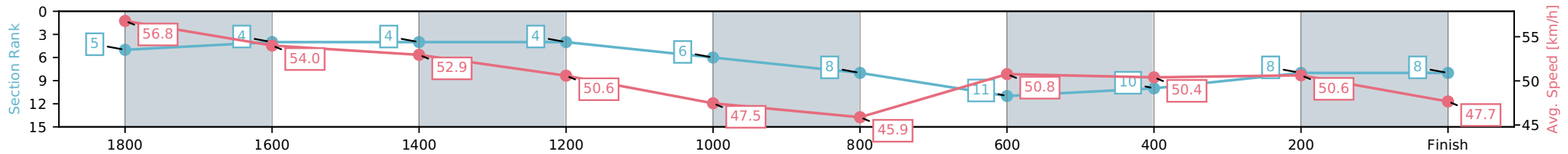
NZ Metropolitan Trotting Club Inc Harness  
 Race 8: WOODLANDS STUD SIRES' STAKES 2YO C&G  
 FINAL (MOB PACE) (Gr1) - 1980m



11 November 2025 - 3:22PM

Weather: Overcast

| Section                | L1980                | L1800                    | L1600                    | L1400                    | L1200                    | L1000                    | L800                      | L600                      | L400                     | L200                     |
|------------------------|----------------------|--------------------------|--------------------------|--------------------------|--------------------------|--------------------------|---------------------------|---------------------------|--------------------------|--------------------------|
| Section Times          | 2:22.16<br>(0:11.39) | 2:07.17 [4]<br>(0:13.43) | 1:52.57 [4]<br>(0:13.73) | 1:38.06 [4]<br>(0:14.22) | 1:23.88 [6]<br>(0:15.30) | 1:08.07 [8]<br>(0:15.80) | 0:52.77 [11]<br>(0:14.19) | 0:38.56 [10]<br>(0:14.51) | 0:24.83 [8]<br>(0:14.59) | 0:11.39 [8]<br>(0:15.00) |
| Average Speed [km/h]   | 56.8                 | 54.0                     | 52.9                     | 50.6                     | 47.5                     | 45.9                     | 50.8                      | 50.4                      | 50.6                     | 47.7                     |
| Top Speed [km/h]       | 59.2                 | 55.1                     | 54.2                     | 51.6                     | 50.5                     | 47.0                     | 51.9                      | 50.8                      | 51.1                     | 50.2                     |
| Avg. Dist. to Rail [m] | 1.6                  | 1.2                      | 1.3                      | 3.4                      | 1.2                      | 1.0                      | 1.6                       | 2.0                       | 3.2                      | 2.3                      |



- [ ] Ranking at each section and finish
- :-:- No data available at this section
- NA No data available

|                                |                      |
|--------------------------------|----------------------|
| Horse/Jockey Name              | Fugitive/C J Dalgety |
| Finish Rank                    | 9                    |
| Fastest Section Time (Section) | 0:10.78 (2000-1800)  |
| Top Speed [km/h] (Section)     | 59.5 (2000-1800)     |
| Race State                     | Finished             |



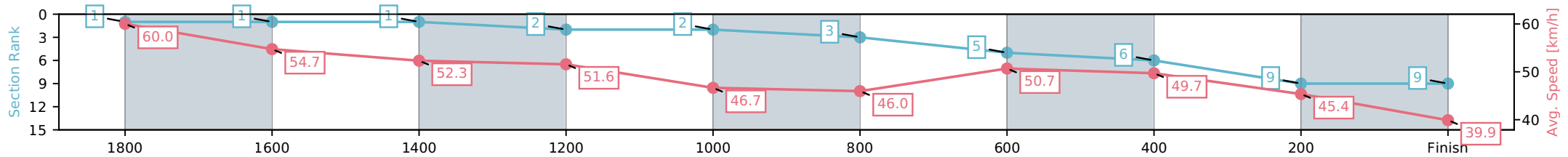
NZ Metropolitan Trotting Club Inc Harness  
 Race 8: WOODLANDS STUD SIRES' STAKES 2YO C&G  
 FINAL (MOB PACE) (Gr1) - 1980m



11 November 2025 - 3:22PM

Weather: Overcast

| Section                | L1980                | L1800                    | L1600                    | L1400                    | L1200                    | L1000                    | L800                     | L600                     | L400                     | L200                     |
|------------------------|----------------------|--------------------------|--------------------------|--------------------------|--------------------------|--------------------------|--------------------------|--------------------------|--------------------------|--------------------------|
| Section Times          | 2:25.84<br>(0:10.78) | 2:07.95 [1]<br>(0:13.27) | 1:51.98 [1]<br>(0:13.86) | 1:37.39 [2]<br>(0:13.93) | 1:23.19 [2]<br>(0:15.58) | 1:07.42 [3]<br>(0:15.77) | 0:51.84 [5]<br>(0:14.20) | 0:37.92 [6]<br>(0:14.58) | 0:24.06 [9]<br>(0:15.98) | 0:10.79 [9]<br>(0:17.89) |
| Average Speed [km/h]   | 60.0                 | 54.7                     | 52.3                     | 51.6                     | 46.7                     | 46.0                     | 50.7                     | 49.7                     | 45.4                     | 39.9                     |
| Top Speed [km/h]       | 59.5                 | 56.3                     | 55.0                     | 53.0                     | 49.3                     | 47.6                     | 52.0                     | 51.6                     | 47.4                     | 44.4                     |
| Avg. Dist. to Rail [m] | 6.5                  | 1.4                      | 1.3                      | 3.2                      | 1.1                      | 1.2                      | 1.9                      | 1.0                      | 1.1                      | 2.5                      |



- [ ] Ranking at each section and finish
- :-:- No data available at this section
- NA No data available

|                                |                         |
|--------------------------------|-------------------------|
| Horse/Jockey Name              | Mama's Wish/Z E Butcher |
| Finish Rank                    | 10                      |
| Fastest Section Time (Section) | 0:12.04 (2000-1800)     |
| Top Speed [km/h] (Section)     | 54.9 (1800-1600)        |
| Race State                     | Finished                |



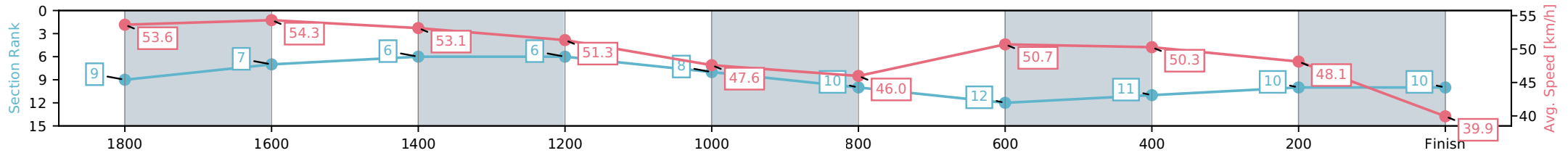
NZ Metropolitan Trotting Club Inc Harness  
 Race 8: WOODLANDS STUD SIRES' STAKES 2YO C&G  
 FINAL (MOB PACE) (Gr1) - 1980m



11 November 2025 - 3:22PM

Weather: Overcast

| Section                | L1980                | L1800                    | L1600                    | L1400                    | L1200                    | L1000                     | L800                      | L600                      | L400                      | L200                      |
|------------------------|----------------------|--------------------------|--------------------------|--------------------------|--------------------------|---------------------------|---------------------------|---------------------------|---------------------------|---------------------------|
| Section Times          | 2:25.95<br>(0:12.04) | 2:08.10 [7]<br>(0:13.38) | 1:52.83 [6]<br>(0:13.62) | 1:38.34 [6]<br>(0:14.04) | 1:24.17 [8]<br>(0:15.29) | 1:08.37 [10]<br>(0:15.80) | 0:53.08 [12]<br>(0:14.17) | 0:39.05 [11]<br>(0:14.48) | 0:25.43 [10]<br>(0:15.28) | 0:12.05 [10]<br>(0:17.85) |
| Average Speed [km/h]   | 53.6                 | 54.3                     | 53.1                     | 51.3                     | 47.6                     | 46.0                      | 50.7                      | 50.3                      | 48.1                      | 39.9                      |
| Top Speed [km/h]       | 54.9                 | 54.9                     | 54.2                     | 53.7                     | 50.5                     | 46.9                      | 52.4                      | 50.8                      | 49.8                      | 45.9                      |
| Avg. Dist. to Rail [m] | 5.2                  | 1.7                      | 1.1                      | 3.3                      | 1.3                      | 1.3                       | 2.3                       | 1.5                       | 3.4                       | 8.2                       |



- [ ] Ranking at each section and finish
- :-:- No data available at this section
- NA No data available

|                                |                         |
|--------------------------------|-------------------------|
| Horse/Jockey Name              | Utah Blaze/T M Williams |
| Finish Rank                    | 11                      |
| Fastest Section Time (Section) | 0:11.05 (2000-1800)     |
| Top Speed [km/h] (Section)     | 58.8 (2000-1800)        |
| Race State                     | Finished                |



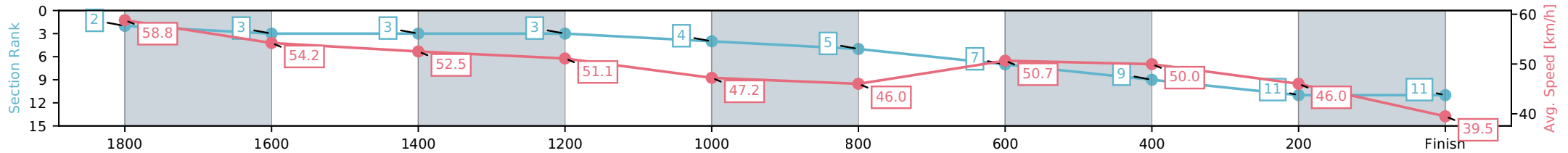
NZ Metropolitan Trotting Club Inc Harness  
 Race 8: WOODLANDS STUD SIRES' STAKES 2YO C&G  
 FINAL (MOB PACE) (Gr1) - 1980m



11 November 2025 - 3:22PM

Weather: Overcast

| Section                | L1980                | L1800                    | L1600                    | L1400                    | L1200                    | L1000                    | L800                     | L600                     | L400                      | L200                      |
|------------------------|----------------------|--------------------------|--------------------------|--------------------------|--------------------------|--------------------------|--------------------------|--------------------------|---------------------------|---------------------------|
| Section Times          | 2:26.28<br>(0:11.05) | 2:08.20 [3]<br>(0:13.37) | 1:52.32 [3]<br>(0:13.83) | 1:37.76 [3]<br>(0:14.07) | 1:23.55 [4]<br>(0:15.42) | 1:07.75 [5]<br>(0:15.80) | 0:52.33 [7]<br>(0:14.21) | 0:38.26 [9]<br>(0:14.56) | 0:24.42 [11]<br>(0:15.89) | 0:11.05 [11]<br>(0:18.08) |
| Average Speed [km/h]   | 58.8                 | 54.2                     | 52.5                     | 51.1                     | 47.2                     | 46.0                     | 50.7                     | 50.0                     | 46.0                      | 39.5                      |
| Top Speed [km/h]       | 58.8                 | 55.2                     | 54.6                     | 51.9                     | 49.7                     | 47.0                     | 51.7                     | 51.6                     | 48.2                      | 44.1                      |
| Avg. Dist. to Rail [m] | 2.3                  | 1.4                      | 1.3                      | 3.6                      | 1.2                      | 1.5                      | 2.2                      | 1.7                      | 2.5                       | 5.2                       |



- [ ] Ranking at each section and finish
- :-:- No data available at this section
- NA No data available

|                                |                         |
|--------------------------------|-------------------------|
| Horse/Jockey Name              | Critical Image/R J Butt |
| Finish Rank                    | 12                      |
| Fastest Section Time (Section) | 0:12.05 (2000-1800)     |
| Top Speed [km/h] (Section)     | 54.7 (2000-1800)        |
| Race State                     | Finished                |



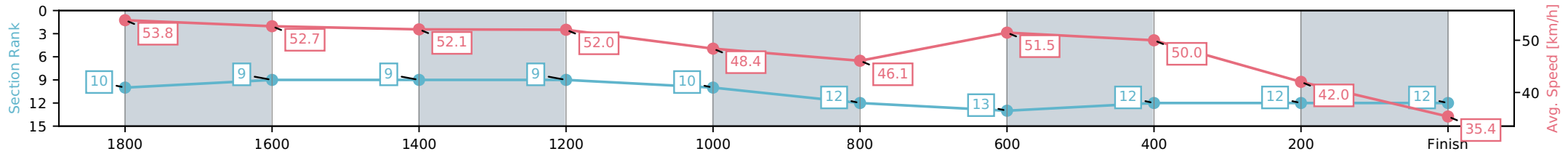
NZ Metropolitan Trotting Club Inc Harness  
 Race 8: WOODLANDS STUD SIRES' STAKES 2YO C&G  
 FINAL (MOB PACE) (Gr1) - 1980m



11 November 2025 - 3:22PM

Weather: Overcast

| Section                | L1980                | L1800                    | L1600                    | L1400                    | L1200                     | L1000                     | L800                      | L600                      | L400                      | L200                      |
|------------------------|----------------------|--------------------------|--------------------------|--------------------------|---------------------------|---------------------------|---------------------------|---------------------------|---------------------------|---------------------------|
| Section Times          | 2:30.83<br>(0:12.05) | 2:10.66 [9]<br>(0:13.94) | 1:53.36 [9]<br>(0:13.85) | 1:38.45 [9]<br>(0:13.85) | 1:24.47 [10]<br>(0:15.02) | 1:08.72 [12]<br>(0:15.76) | 0:53.70 [13]<br>(0:13.97) | 0:39.85 [12]<br>(0:14.92) | 0:26.00 [12]<br>(0:17.30) | 0:12.06 [12]<br>(0:20.17) |
| Average Speed [km/h]   | 53.8                 | 52.7                     | 52.1                     | 52.0                     | 48.4                      | 46.1                      | 51.5                      | 50.0                      | 42.0                      | 35.4                      |
| Top Speed [km/h]       | 54.7                 | 54.4                     | 53.7                     | 52.5                     | 51.4                      | 47.8                      | 52.7                      | 51.3                      | 47.5                      | 38.4                      |
| Avg. Dist. to Rail [m] | 6.9                  | 3.4                      | 0.9                      | 2.4                      | 1.1                       | 1.3                       | 3.9                       | 4.7                       | 1.7                       | 2.6                       |



[ ] Ranking at each section and finish  
 -:-:- No data available at this section  
 NA No data available

|                                |                              |
|--------------------------------|------------------------------|
| Horse/Jockey Name              | Move It Lou/A G Herlihy MNZM |
| Finish Rank                    | 13                           |
| Fastest Section Time (Section) | 0:11.28 (2000-1800)          |
| Top Speed [km/h] (Section)     | 57.8 (2000-1800)             |
| Race State                     | Finished                     |



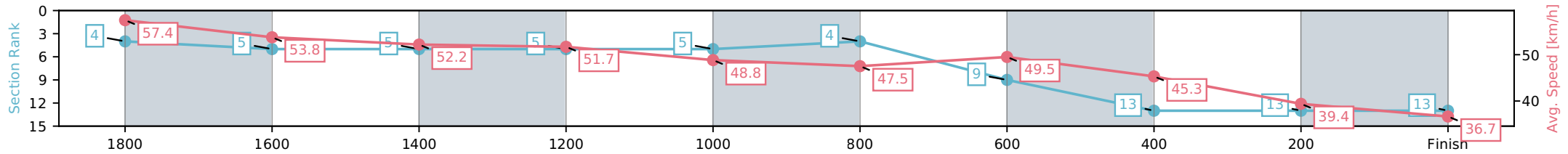
NZ Metropolitan Trotting Club Inc Harness  
 Race 8: WOODLANDS STUD SIRES' STAKES 2YO C&G  
 FINAL (MOB PACE) (Gr1) - 1980m



11 November 2025 - 3:22PM

Weather: Overcast

| Section                | L1980                | L1800                    | L1600                    | L1400                    | L1200                    | L1000                    | L800                     | L600                      | L400                      | L200                      |
|------------------------|----------------------|--------------------------|--------------------------|--------------------------|--------------------------|--------------------------|--------------------------|---------------------------|---------------------------|---------------------------|
| Section Times          | 2:32.07<br>(0:11.28) | 2:12.66 [5]<br>(0:13.67) | 1:54.18 [5]<br>(0:14.05) | 1:38.00 [5]<br>(0:13.92) | 1:23.46 [5]<br>(0:15.05) | 1:07.98 [4]<br>(0:15.48) | 0:52.92 [9]<br>(0:14.55) | 0:39.01 [13]<br>(0:16.17) | 0:24.95 [13]<br>(0:18.48) | 0:11.29 [13]<br>(0:19.42) |
| Average Speed [km/h]   | 57.4                 | 53.8                     | 52.2                     | 51.7                     | 48.8                     | 47.5                     | 49.5                     | 45.3                      | 39.4                      | 36.7                      |
| Top Speed [km/h]       | 57.8                 | 55.0                     | 54.7                     | 52.4                     | 50.8                     | 48.8                     | 50.3                     | 48.3                      | 42.1                      | 39.0                      |
| Avg. Dist. to Rail [m] | 3.9                  | 3.1                      | 2.6                      | 5.0                      | 2.7                      | 2.9                      | 3.7                      | 2.9                       | 1.9                       | 5.3                       |



- [ ] Ranking at each section and finish
- :-:- No data available at this section
- NA No data available