



NZ Metropolitan Trotting Club Inc Harness
 Race 9: NEVELE R 3YO FILLIES FINAL (MOBILE PACE) (Gr1) - 1980m
 11 November 2025 - 4:03PM



Weather: Overcast

Field Times (Race Tempo) 2:22.52 (0:11.05) 2:11.47 (0:13.83) 1:57.64 (0:14.88) 1:42.77 (0:14.34) 1:28.43 (0:15.28) 1:13.15 (0:15.31) 0:57.83 (0:14.68) 0:43.16 (0:14.05)

Rank	TAB#	Horse	Overall Time	First 400m	Top Speed km/h (Section)	L1980	L1800	L1600	L1400	L1200	L1000	L800	L600
	(BAR#)	Driver	Margin (DT-W)	Last 600m	Fastest Section (Time)	Start - 1800	1800 - 1600	1600 - 1400	1400 - 1200	1200 - 1000	1000 - 800	800 - 600	600 - 400
1	13	Celestial Sea	2:22.52	0:27.59	55.1 (1980 - 1800)	2:22.52	2:10.59 [10]	1:56.39 [10]	1:41.73 [8]	1:27.57 [8]	1:12.21 [8]	0:56.97 [9]	0:42.47 [8]
	(13)	John R Dunn		0:42.47	1980 - 1800 (0:11.93)	(0:11.93)	(0:14.20)	(0:14.66)	(0:14.16)	(0:15.36)	(0:15.24)	(0:14.50)	(0:14.12)
2	5	Arafura	2:22.59	0:27.36	56.3 (1980 - 1800)	2:22.59	2:11.08 [9]	1:56.73 [8]	1:42.08 [9]	1:27.57 [9]	1:12.27 [10]	0:56.90 [5]	0:42.85 [3]
	(5)	Mark Purdon	0.4L (+16)	0:42.85	1980 - 1800 (0:11.51)	(0:11.51)	(0:14.35)	(0:14.65)	(0:14.51)	(0:15.30)	(0:15.37)	(0:14.05)	(0:13.91)
3	11	Duchess Of Kent	2:22.59	0:27.22	56.6 (1980 - 1800)	2:22.59	2:10.93 [8]	1:56.84 [6]	1:42.27 [5]	1:28.08 [5]	1:12.63 [5]	0:57.34 [6]	0:42.82 [6]
	(11)	R J Butt	0.4L (-2)	0:42.82	1980 - 1800 (0:11.66)	(0:11.66)	(0:14.09)	(0:14.57)	(0:14.19)	(0:15.45)	(0:15.29)	(0:14.52)	(0:14.12)
4	9	Chicago Sky	2:22.77	0:27.93	56.0 (1980 - 1800)	2:22.77	2:10.98 [13]	1:56.36 [12]	1:41.63 [11]	1:27.51 [11]	1:12.16 [11]	0:56.92 [11]	0:42.40 [10]
	(9)	N P Williamson	1.4L (+2)	0:42.40	1980 - 1800 (0:11.79)	(0:11.79)	(0:14.62)	(0:14.73)	(0:14.12)	(0:15.35)	(0:15.24)	(0:14.52)	(0:14.10)
5	6	Always B Magic	2:23.04	0:26.34	57.5 (1980 - 1800)	2:23.04	2:11.92 [1]	1:58.17 [1]	1:43.29 [1]	1:28.95 [1]	1:13.67 [1]	0:58.36 [1]	0:43.68 [1]
	(6)	T M Williams	2.8L (-13)	0:43.68	1980 - 1800 (0:11.12)	(0:11.12)	(0:13.75)	(0:14.88)	(0:14.34)	(0:15.28)	(0:15.31)	(0:14.68)	(0:14.05)
6	10	General Jen	2:23.38	0:27.14	56.5 (1980 - 1800)	2:23.38	2:11.60 [7]	1:57.74 [9]	1:42.68 [10]	1:28.22 [10]	1:13.02 [9]	0:57.78 [10]	0:43.11 [11]
	(10)	S J Ottley	4.7L (-18)	0:43.11	1980 - 1800 (0:11.78)	(0:11.78)	(0:13.86)	(0:15.06)	(0:14.46)	(0:15.20)	(0:15.24)	(0:14.67)	(0:14.21)
7	14	Princess Gracy	2:23.53	0:27.60	55.7 (1980 - 1800)	2:23.53	2:11.50 [12]	1:57.35 [11]	1:42.52 [12]	1:28.04 [12]	1:12.86 [12]	0:57.64 [12]	0:42.97 [13]
	(14)	Z E Butcher	5.5L (-15)	0:42.97	1980 - 1800 (0:12.03)	(0:12.03)	(0:14.15)	(0:14.83)	(0:14.48)	(0:15.18)	(0:15.22)	(0:14.67)	(0:14.20)
8	2	Winelight	2:23.80	0:26.78	56.7 (1980 - 1800)	2:23.80	2:12.45 [5]	1:58.49 [3]	1:43.87 [2]	1:29.58 [2]	1:14.16 [2]	0:58.85 [2]	0:44.31 [2]
	(2)	B N Orange	6.9L (-4)	0:44.31	1980 - 1800 (0:11.35)	(0:11.35)	(0:13.96)	(0:14.62)	(0:14.29)	(0:15.42)	(0:15.31)	(0:14.54)	(0:14.09)
9	7	Debbie Lincoln	2:24.05	0:26.74	57.6 (1980 - 1800)	2:24.05	2:12.95 [3]	1:58.79 [2]	1:44.16 [3]	1:29.74 [4]	1:14.29 [4]	0:58.94 [3]	0:44.49 [5]
	(7)	M W McKendry MNZM	8.3L (+11)	0:44.49	1980 - 1800 (0:11.10)	(0:11.10)	(0:14.16)	(0:14.63)	(0:14.42)	(0:15.45)	(0:15.35)	(0:14.45)	(0:14.30)
10	4	Queen Tyrone	2:24.17	0:27.79	57.4 (1980 - 1800)	2:24.17	2:12.86 [11]	1:57.99 [13]	1:42.60 [13]	1:28.55 [13]	1:13.30 [13]	0:58.03 [13]	0:43.54 [12]
	(4)	R T May	8.9L (+2)	0:43.54	1980 - 1800 (0:11.31)	(0:11.31)	(0:14.87)	(0:15.39)	(0:14.05)	(0:15.25)	(0:15.27)	(0:14.49)	(0:14.08)

Scratched: Caught The Eye (#12)

Report Created: Wed 12 November 2025 (Note: Timing is based on positional data)

[] Position in running at each section and finish
 -:--:-- No data available at this section
 NA No data available
 DNT Did not track
 TAB# Saddle cloth number
 BAR# Barrier/Gate Position
 DNF Did not finish
 DT-W Distance travelled compared to winner in metres

Fastest split
 Fastest section



NZ Metropolitan Trotting Club Inc Harness
 Race 9: NEVELE R 3YO FILLIES FINAL (MOBILE PACE) (Gr1) - 1980m
 11 November 2025 - 4:03PM



Weather: Overcast

Field Times (Race Tempo) 2:22.52 (0:11.05) 2:11.47 (0:13.83) 1:57.64 (0:14.88) 1:42.77 (0:14.34) 1:28.43 (0:15.28) 1:13.15 (0:15.31) 0:57.83 (0:14.68) 0:43.16 (0:14.05)

Rank	TAB#	Horse	Overall Time	First 400m	Top Speed km/h (Section)	L1980	L1800	L1600	L1400	L1200	L1000	L800	L600
	(BAR#)	Driver	Margin (DT-W)	Last 600m	Fastest Section (Time)	Start - 1800	1800 - 1600	1600 - 1400	1400 - 1200	1200 - 1000	1000 - 800	800 - 600	600 - 400
11	1	Blazing Knuckles	2:24.64	0:26.80	57.3 (1980 - 1800)	2:24.64	2:13.25 [4]	1:59.36 [7]	1:44.27 [6]	1:29.91 [6]	1:14.60 [6]	0:59.34 [8]	0:44.68 [7]
	(1)	LA McCarthy	11.5L (-16)	0:44.68	1980 - 1800 (0:11.39)	(0:11.39)	(0:13.89)	(0:15.09)	(0:14.36)	(0:15.31)	(0:15.26)	(0:14.66)	(0:14.21)
12	3	Forever Dream	2:24.79	0:26.48	57.6 (1980 - 1800)	2:24.79	2:13.75 [2]	1:59.83 [4]	1:44.74 [4]	1:30.38 [3]	1:15.08 [3]	0:59.78 [4]	0:45.13 [4]
	(3)	C J Dalgety	12.3L (-20)	0:45.13	1980 - 1800 (0:11.04)	(0:11.04)	(0:13.92)	(0:15.09)	(0:14.36)	(0:15.30)	(0:15.30)	(0:14.65)	(0:14.12)
13	8	Sweet Maggie Mae	2:26.19	0:27.06	57.5 (1980 - 1800)	2:26.19	2:14.91 [6]	2:00.66 [5]	1:45.88 [7]	1:31.40 [7]	1:16.12 [7]	1:00.81 [7]	0:46.34 [9]
	(8)	A P T Poutama	19.9L (+13)	0:46.34	1980 - 1800 (0:11.28)	(0:11.28)	(0:14.25)	(0:14.78)	(0:14.48)	(0:15.28)	(0:15.31)	(0:14.47)	(0:14.43)

Scratched: Caught The Eye (#12)

- [] Position in running at each section and finish
- [-:-:-] No data available at this section
- NA No data available
- DNT Did not track
- TAB# Saddle cloth number
- BAR# Barrier/Gate Position
- DNF Did not finish
- DT-W Distance travelled compared to winner in metres

- Fastest split
- Fastest section



NZ Metropolitan Trotting Club Inc Harness
 Race 9: NEVELE R 3YO FILLIES FINAL (MOBILE PACE) (Gr1) - 1980m
 11 November 2025 - 4:03PM



Weather: Overcast

Field Times 0:29.10 0:14.50
 (Race Tempo) (0:14.60) (0:14.50)

Rank	TAB#	Horse	Overall Time	First 400m	Top Speed km/h (Section)	L400	L200						
	(BAR#)	Driver	Margin (DT-W)	Last 600m	Fastest Section (Time)	400 - 200	200 - Finish						
1	13	Celestial Sea	2:22.52	0:27.59	55.1 (1980 - 1800)	0:26.13 [5]	0:13.81 [1]						
	(13)	John R Dunn		0:42.47	1980 - 1800 (0:11.93)	(0:14.54)	(0:13.81)						
2	5	Arafura	2:22.59	0:27.36	56.3 (1980 - 1800)	0:25.86 [1]	0:14.58 [2]						
	(5)	Mark Purdon	0.4L (+16)	0:42.85	1980 - 1800 (0:11.51)	(0:14.36)	(0:14.58)						
3	11	Duchess Of Kent	2:22.59	0:27.22	56.6 (1980 - 1800)	0:25.76 [3]	0:14.25 [2]						
	(11)	R J Butt	0.4L (-2)	0:42.82	1980 - 1800 (0:11.66)	(0:14.45)	(0:14.25)						
4	9	Chicago Sky	2:22.77	0:27.93	56.0 (1980 - 1800)	0:26.42 [6]	0:13.72 [4]						
	(9)	N P Williamson	1.4L (+2)	0:42.40	1980 - 1800 (0:11.79)	(0:14.58)	(0:13.72)						
5	6	Always B Magic	2:23.04	0:26.34	57.5 (1980 - 1800)	0:24.88 [2]	0:14.75 [5]						
	(6)	T M Williams	2.8L (-13)	0:43.68	1980 - 1800 (0:11.12)	(0:14.88)	(0:14.75)						
6	10	General Jen	2:23.38	0:27.14	56.5 (1980 - 1800)	0:25.64 [10]	0:13.98 [6]						
	(10)	S J Ottley	4.7L (-18)	0:43.11	1980 - 1800 (0:11.78)	(0:14.92)	(0:13.98)						
7	14	Princess Gracy	2:23.53	0:27.60	55.7 (1980 - 1800)	0:26.19 [12]	0:13.83 [7]						
	(14)	Z E Butcher	5.5L (-15)	0:42.97	1980 - 1800 (0:12.03)	(0:14.94)	(0:13.83)						
8	2	Winelight	2:23.80	0:26.78	56.7 (1980 - 1800)	0:25.31 [4]	0:15.20 [8]						
	(2)	B N Orange	6.9L (-4)	0:44.31	1980 - 1800 (0:11.35)	(0:15.02)	(0:15.20)						
9	7	Debbie Lincoln	2:24.05	0:26.74	57.6 (1980 - 1800)	0:25.27 [9]	0:14.66 [9]						
	(7)	M W McKendry MNZM	8.3L (+11)	0:44.49	1980 - 1800 (0:11.10)	(0:15.53)	(0:14.66)						
10	4	Queen Tyron	2:24.17	0:27.79	57.4 (1980 - 1800)	0:26.18 [11]	0:14.55 [10]						
	(4)	R T May	8.9L (+2)	0:43.54	1980 - 1800 (0:11.31)	(0:14.91)	(0:14.55)						

Scratched: Caught The Eye (#12)

- [] Position in running at each section and finish TAB# Saddle cloth number
- :-:- No data available at this section BAR# Barrier/Gate Position
- NA No data available DNF Did not finish
- DNT Did not track DT-W Distance travelled compared to winner in metres

- Fastest split
- Fastest section



NZ Metropolitan Trotting Club Inc Harness
 Race 9: NEVELE R 3YO FILLIES FINAL (MOBILE PACE) (Gr1) - 1980m
 11 November 2025 - 4:03PM



Weather: Overcast

Field Times 0:29.10 0:14.50
 (Race Tempo) (0:14.60) (0:14.50)

Rank	TAB#	Horse	Overall Time	First 400m	Top Speed km/h (Section)	L400	L200						
	(BAR#)	Driver	Margin (DT-W)	Last 600m	Fastest Section (Time)	400 - 200	200 - Finish						
11	1	Blazing Knuckles	2:24.64	0:26.80	57.3 (1980 - 1800)	0:25.29 [8]	0:15.39 [11]						
	(1)	L A McCarthy	11.5L (-16)	0:44.68	1980 - 1800 (0:11.39)	(0:15.08)	(0:15.39)						
12	3	Forever Dream	2:24.79	0:26.48	57.6 (1980 - 1800)	0:24.97 [7]	0:15.56 [12]						
	(3)	C J Dalgety	12.3L (-20)	0:45.13	1980 - 1800 (0:11.04)	(0:15.45)	(0:15.56)						
13	8	Sweet Maggie Mae	2:26.19	0:27.06	57.5 (1980 - 1800)	0:25.54 [13]	0:16.39 [13]						
	(8)	A P T Poutama	19.9L (+13)	0:46.34	1980 - 1800 (0:11.28)	(0:15.52)	(0:16.39)						

Scratched: Caught The Eye (#12)

Horse/Jockey Name	Celestial Sea/John R Dunn
Finish Rank	1
Fastest Section Time (Section)	0:11.93 (1980 - 1800)
Top Speed [km/h] (Section)	55.1 (1980 - 1800)
Race State	Finished



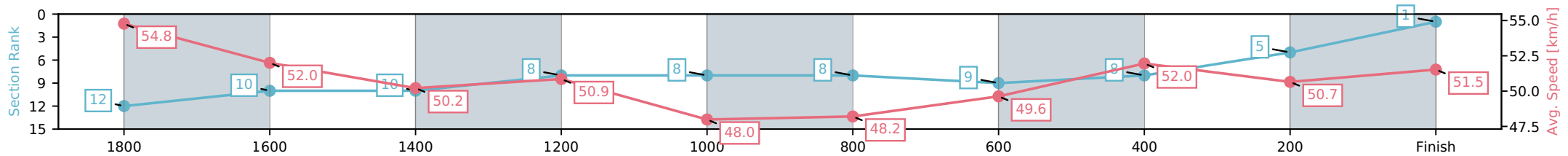
NZ Metropolitan Trotting Club Inc Harness
 Race 9: NEVELE R 3YO FILLIES FINAL (MOBILE PACE) (Gr1)
 - 1980m



11 November 2025 - 4:03PM

Weather: Overcast

Section	L1980	L1800	L1600	L1400	L1200	L1000	L800	L600	L400	L200
Section Times	2:22.52 (0:11.93)	2:08.72 [10] (0:14.20)	1:54.18 [10] (0:14.66)	1:40.06 [8] (0:14.16)	1:25.55 [8] (0:15.36)	1:10.32 [8] (0:15.24)	0:54.95 [9] (0:14.50)	0:40.79 [8] (0:14.12)	0:26.13 [5] (0:14.54)	0:11.94 [1] (0:13.81)
Average Speed [km/h]	54.8	52.0	50.2	50.9	48.0	48.2	49.6	52.0	50.7	51.5
Top Speed [km/h]	55.1	54.7	51.1	51.7	49.6	49.0	50.3	52.8	51.6	52.1
Avg. Dist. to Rail [m]	5.8	4.4	3.1	5.3	3.0	2.7	3.5	3.0	3.8	8.6



- [] Ranking at each section and finish
- :-:- No data available at this section
- NA No data available

Horse/Jockey Name	Arafura/Mark Purdon
Finish Rank	2
Fastest Section Time (Section)	0:11.51 (1980 - 1800)
Top Speed [km/h] (Section)	56.3 (1980 - 1800)
Race State	Finished



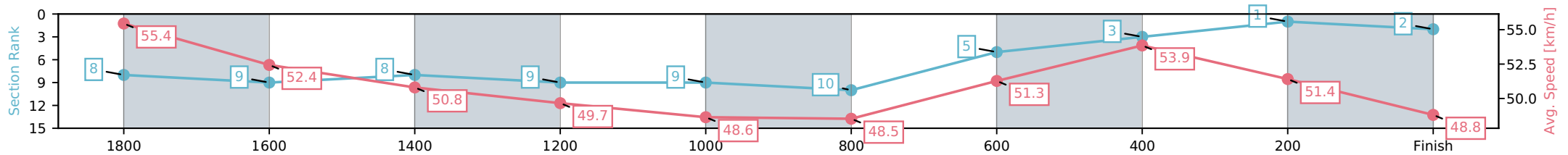
NZ Metropolitan Trotting Club Inc Harness
 Race 9: NEVELE R 3YO FILLIES FINAL (MOBILE PACE) (Gr1)
 - 1980m



11 November 2025 - 4:03PM

Weather: Overcast

Section	L1980	L1800	L1600	L1400	L1200	L1000	L800	L600	L400	L200
Section Times	2:22.59 (0:11.51)	2:08.02 [9] (0:14.35)	1:53.66 [8] (0:14.65)	1:39.74 [9] (0:14.51)	1:25.69 [9] (0:15.30)	1:10.32 [10] (0:15.37)	0:55.03 [5] (0:14.05)	0:40.52 [3] (0:13.91)	0:25.86 [1] (0:14.36)	0:11.51 [2] (0:14.58)
Average Speed [km/h]	55.4	52.4	50.8	49.7	48.6	48.5	51.3	53.9	51.4	48.8
Top Speed [km/h]	56.3	54.1	51.4	50.6	51.2	49.2	54.2	54.8	52.5	49.9
Avg. Dist. to Rail [m]	8.0	6.7	4.4	6.6	4.2	4.5	6.0	5.9	3.7	5.3



- [] Ranking at each section and finish
- :-:- No data available at this section
- NA No data available

Horse/Jockey Name	Duchess Of Kent/R J Butt
Finish Rank	3
Fastest Section Time (Section)	0:11.66 (1980 - 1800)
Top Speed [km/h] (Section)	56.6 (1980 - 1800)
Race State	Finished



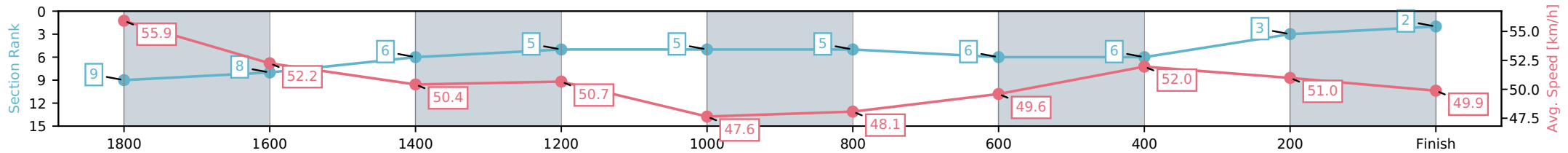
NZ Metropolitan Trotting Club Inc Harness
 Race 9: NEVELE R 3YO FILLIES FINAL (MOBILE PACE) (Gr1)
 - 1980m



11 November 2025 - 4:03PM

Weather: Overcast

Section	L1980	L1800	L1600	L1400	L1200	L1000	L800	L600	L400	L200
Section Times	2:22.59 (0:11.66)	2:08.34 [8] (0:14.09)	1:53.89 [6] (0:14.57)	1:39.78 [5] (0:14.19)	1:25.25 [5] (0:15.45)	1:09.97 [5] (0:15.29)	0:54.52 [6] (0:14.52)	0:40.33 [6] (0:14.12)	0:25.76 [3] (0:14.45)	0:11.66 [2] (0:14.25)
Average Speed [km/h]	55.9	52.2	50.4	50.7	47.6	48.1	49.6	52.0	51.0	49.9
Top Speed [km/h]	56.6	56.2	51.5	52.1	48.8	48.8	50.5	52.5	51.6	51.2
Avg. Dist. to Rail [m]	3.9	3.6	2.8	5.2	2.7	2.8	3.6	3.0	3.8	7.3



- [] Ranking at each section and finish
- :-:- No data available at this section
- NA No data available

Horse/Jockey Name	Chicago Sky/N P Williamson
Finish Rank	4
Fastest Section Time (Section)	0:11.79 (1980 - 1800)
Top Speed [km/h] (Section)	56.0 (1980 - 1800)
Race State	Finished



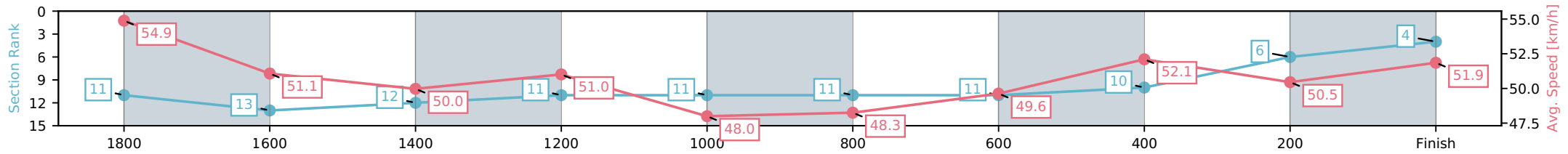
NZ Metropolitan Trotting Club Inc Harness
 Race 9: NEVELE R 3YO FILLIES FINAL (MOBILE PACE) (Gr1)
 - 1980m



11 November 2025 - 4:03PM

Weather: Overcast

Section	L1980	L1800	L1600	L1400	L1200	L1000	L800	L600	L400	L200
Section Times	2:22.77 (0:11.79)	2:09.06 [13] (0:14.62)	1:54.47 [12] (0:14.73)	1:40.37 [11] (0:14.12)	1:25.86 [11] (0:15.35)	1:10.62 [11] (0:15.24)	0:55.26 [11] (0:14.52)	0:41.15 [10] (0:14.10)	0:26.42 [6] (0:14.58)	0:11.79 [4] (0:13.72)
Average Speed [km/h]	54.9	51.1	50.0	51.0	48.0	48.3	49.6	52.1	50.5	51.9
Top Speed [km/h]	56.0	53.6	50.5	51.8	49.4	49.1	50.2	53.2	52.3	52.7
Avg. Dist. to Rail [m]	10.9	6.0	3.1	5.1	2.9	2.9	3.7	3.2	3.6	9.7



- [] Ranking at each section and finish
- :-:- No data available at this section
- NA No data available

Horse/Jockey Name	Always B Magic/T M Williams
Finish Rank	5
Fastest Section Time (Section)	0:11.12 (1980 - 1800)
Top Speed [km/h] (Section)	57.5 (1980 - 1800)
Race State	Finished



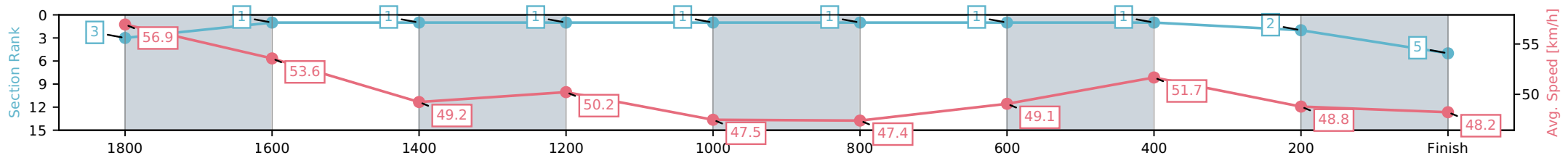
NZ Metropolitan Trotting Club Inc Harness
 Race 9: NEVELE R 3YO FILLIES FINAL (MOBILE PACE) (Gr1)
 - 1980m



11 November 2025 - 4:03PM

Weather: Overcast

Section	L1980	L1800	L1600	L1400	L1200	L1000	L800	L600	L400	L200
Section Times	2:23.04 (0:11.12)	2:08.29 [1] (0:13.75)	1:53.42 [1] (0:14.88)	1:39.36 [1] (0:14.34)	1:24.69 [1] (0:15.28)	1:09.37 [1] (0:15.31)	0:54.09 [1] (0:14.68)	0:39.75 [1] (0:14.05)	0:24.88 [2] (0:14.88)	0:11.12 [5] (0:14.75)
Average Speed [km/h]	56.9	53.6	49.2	50.2	47.5	47.4	49.1	51.7	48.8	48.2
Top Speed [km/h]	57.5	56.3	50.6	51.5	49.1	48.1	50.0	52.2	51.1	48.4
Avg. Dist. to Rail [m]	7.5	4.3	2.3	3.6	1.0	1.2	1.9	1.6	1.5	4.4



[] Ranking at each section and finish
 -:-:- No data available at this section
 NA No data available

Horse/Jockey Name	General Jen/S J Ottley
Finish Rank	6
Fastest Section Time (Section)	0:11.78 (1980 - 1800)
Top Speed [km/h] (Section)	56.5 (1980 - 1800)
Race State	Finished



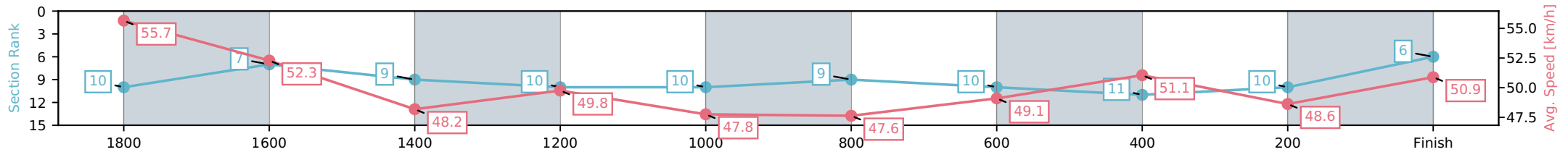
NZ Metropolitan Trotting Club Inc Harness
 Race 9: NEVELE R 3YO FILLIES FINAL (MOBILE PACE) (Gr1)
 - 1980m



11 November 2025 - 4:03PM

Weather: Overcast

Section	L1980	L1800	L1600	L1400	L1200	L1000	L800	L600	L400	L200
Section Times	2:23.38 (0:11.78)	2:09.41 [7] (0:13.86)	1:54.48 [9] (0:15.06)	1:40.27 [10] (0:14.46)	1:25.61 [10] (0:15.20)	1:10.36 [9] (0:15.24)	0:55.17 [10] (0:14.67)	0:40.70 [11] (0:14.21)	0:25.64 [10] (0:14.92)	0:11.79 [6] (0:13.98)
Average Speed [km/h]	55.7	52.3	48.2	49.8	47.8	47.6	49.1	51.1	48.6	50.9
Top Speed [km/h]	56.5	54.6	48.9	50.4	49.2	48.1	49.7	51.6	50.6	51.8
Avg. Dist. to Rail [m]	1.5	1.3	1.2	3.3	1.1	1.2	1.9	1.5	1.1	1.0



- [] Ranking at each section and finish
- :-:- No data available at this section
- NA No data available

Horse/Jockey Name	Princess Gracy/Z E Butcher
Finish Rank	7
Fastest Section Time (Section)	0:12.03 (1980 - 1800)
Top Speed [km/h] (Section)	55.7 (1980 - 1800)
Race State	Finished



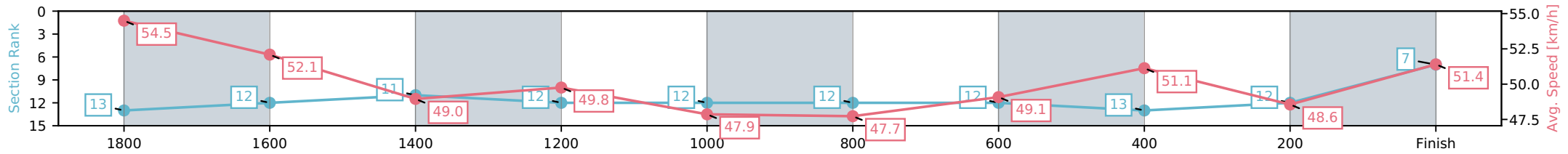
NZ Metropolitan Trotting Club Inc Harness
 Race 9: NEVELE R 3YO FILLIES FINAL (MOBILE PACE) (Gr1)
 - 1980m



11 November 2025 - 4:03PM

Weather: Overcast

Section	L1980	L1800	L1600	L1400	L1200	L1000	L800	L600	L400	L200
Section Times	2:23.53 (0:12.03)	2:09.71 [12] (0:14.15)	1:54.76 [11] (0:14.83)	1:40.57 [12] (0:14.48)	1:25.90 [12] (0:15.18)	1:10.68 [12] (0:15.22)	0:55.49 [12] (0:14.67)	0:41.02 [13] (0:14.20)	0:26.19 [12] (0:14.94)	0:12.04 [7] (0:13.83)
Average Speed [km/h]	54.5	52.1	49.0	49.8	47.9	47.7	49.1	51.1	48.6	51.4
Top Speed [km/h]	55.7	52.7	51.7	51.3	49.5	48.5	50.1	51.8	51.2	52.8
Avg. Dist. to Rail [m]	6.3	4.3	1.3	3.6	1.3	1.3	2.0	1.5	1.2	3.1



- [] Ranking at each section and finish
- :-:- No data available at this section
- NA No data available

Horse/Jockey Name	Winelight/B N Orange
Finish Rank	8
Fastest Section Time (Section)	0:11.35 (1980 - 1800)
Top Speed [km/h] (Section)	56.7 (1980 - 1800)
Race State	Finished



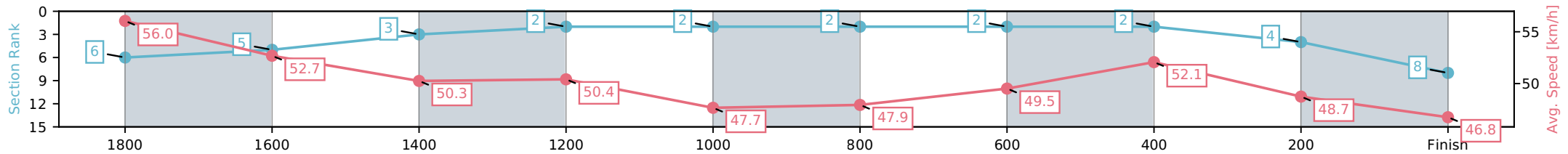
NZ Metropolitan Trotting Club Inc Harness
 Race 9: NEVELE R 3YO FILLIES FINAL (MOBILE PACE) (Gr1)
 - 1980m



11 November 2025 - 4:03PM

Weather: Overcast

Section	L1980	L1800	L1600	L1400	L1200	L1000	L800	L600	L400	L200
Section Times	2:23.80 (0:11.35)	2:08.60 [5] (0:13.96)	1:53.58 [3] (0:14.62)	1:39.49 [2] (0:14.29)	1:24.95 [2] (0:15.42)	1:09.65 [2] (0:15.31)	0:54.22 [2] (0:14.54)	0:39.94 [2] (0:14.09)	0:25.31 [4] (0:15.02)	0:11.36 [8] (0:15.20)
Average Speed [km/h]	56.0	52.7	50.3	50.4	47.7	47.9	49.5	52.1	48.7	46.8
Top Speed [km/h]	56.7	56.1	51.0	52.1	48.6	48.7	50.6	52.6	51.4	48.2
Avg. Dist. to Rail [m]	4.0	3.4	2.9	5.3	2.6	2.7	3.5	3.0	2.6	5.9



- [] Ranking at each section and finish
- :-:- No data available at this section
- NA No data available

Horse/Jockey Name	Debbie Lincoln/M W McKendry MNZM
Finish Rank	9
Fastest Section Time (Section)	0:11.10 (1980 - 1800)
Top Speed [km/h] (Section)	57.6 (1980 - 1800)
Race State	Finished



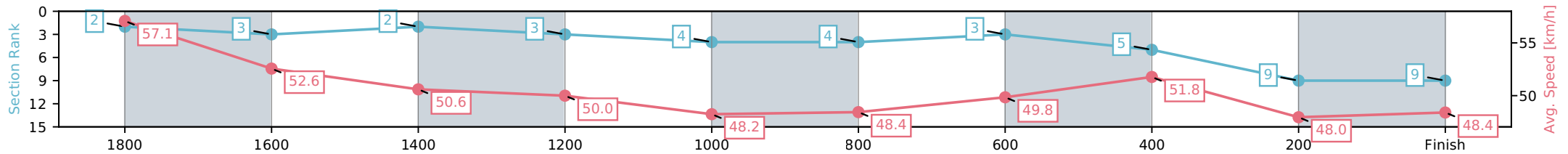
NZ Metropolitan Trotting Club Inc Harness
 Race 9: NEVELE R 3YO FILLIES FINAL (MOBILE PACE) (Gr1)
 - 1980m



11 November 2025 - 4:03PM

Weather: Overcast

Section	L1980	L1800	L1600	L1400	L1200	L1000	L800	L600	L400	L200
Section Times	2:24.05 (0:11.10)	2:09.39 [3] (0:14.16)	1:53.86 [2] (0:14.63)	1:39.57 [3] (0:14.42)	1:25.11 [4] (0:15.45)	1:09.77 [4] (0:15.35)	0:54.31 [3] (0:14.45)	0:39.90 [5] (0:14.30)	0:25.27 [9] (0:15.53)	0:11.11 [9] (0:14.66)
Average Speed [km/h]	57.1	52.6	50.6	50.0	48.2	48.4	49.8	51.8	48.0	48.4
Top Speed [km/h]	57.6	56.3	51.1	50.6	48.9	49.5	50.7	52.5	49.8	49.0
Avg. Dist. to Rail [m]	9.3	5.7	3.9	6.8	4.3	4.4	5.1	4.2	5.3	8.8



- [] Ranking at each section and finish
- :-:- No data available at this section
- NA No data available

Horse/Jockey Name	Queen Tyron/R T May
Finish Rank	10
Fastest Section Time (Section)	0:11.31 (1980 - 1800)
Top Speed [km/h] (Section)	57.4 (1980 - 1800)
Race State	Finished



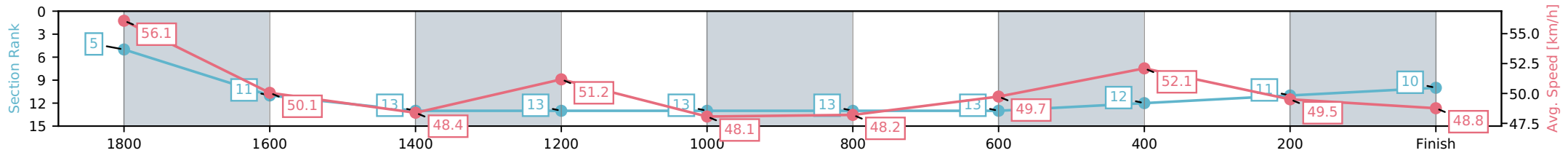
NZ Metropolitan Trotting Club Inc Harness
 Race 9: NEVELE R 3YO FILLIES FINAL (MOBILE PACE) (Gr1)
 - 1980m



11 November 2025 - 4:03PM

Weather: Overcast

Section	L1980	L1800	L1600	L1400	L1200	L1000	L800	L600	L400	L200
Section Times	2:24.17 (0:11.31)	2:09.63 [11] (0:14.87)	1:54.72 [13] (0:15.39)	1:40.63 [13] (0:14.05)	1:26.15 [13] (0:15.25)	1:10.87 [13] (0:15.27)	0:55.62 [13] (0:14.49)	0:41.57 [12] (0:14.08)	0:26.18 [11] (0:14.91)	0:11.32 [10] (0:14.55)
Average Speed [km/h]	56.1	50.1	48.4	51.2	48.1	48.2	49.7	52.1	49.5	48.8
Top Speed [km/h]	57.4	54.4	50.2	52.0	49.7	49.0	50.5	53.6	50.8	50.2
Avg. Dist. to Rail [m]	5.6	4.8	4.1	4.3	2.3	3.0	3.6	2.9	3.9	6.8



- [] Ranking at each section and finish
- :-:- No data available at this section
- NA No data available

Horse/Jockey Name	Blazing Knuckles/L A McCarthy
Finish Rank	11
Fastest Section Time (Section)	0:11.39 (1980 - 1800)
Top Speed [km/h] (Section)	57.3 (1980 - 1800)
Race State	Finished



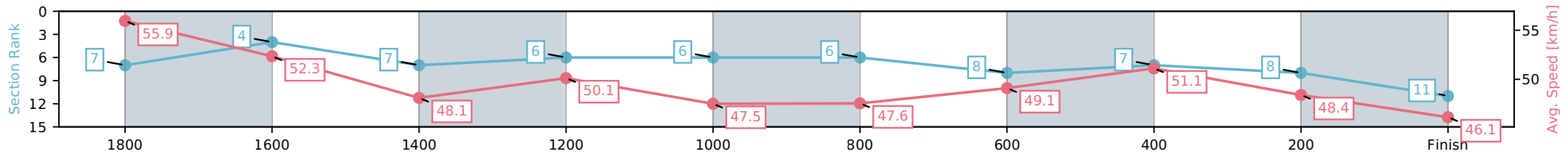
NZ Metropolitan Trotting Club Inc Harness
 Race 9: NEVELE R 3YO FILLIES FINAL (MOBILE PACE) (Gr1)
 - 1980m



11 November 2025 - 4:03PM

Weather: Overcast

Section	L1980	L1800	L1600	L1400	L1200	L1000	L800	L600	L400	L200
Section Times	2:24.64 (0:11.39)	2:09.26 [4] (0:13.89)	1:54.17 [7] (0:15.09)	1:39.97 [6] (0:14.36)	1:25.30 [6] (0:15.31)	1:10.05 [6] (0:15.26)	0:54.73 [8] (0:14.66)	0:40.38 [7] (0:14.21)	0:25.29 [8] (0:15.08)	0:11.39 [11] (0:15.39)
Average Speed [km/h]	55.9	52.3	48.1	50.1	47.5	47.6	49.1	51.1	48.4	46.1
Top Speed [km/h]	57.3	54.9	48.6	51.2	49.2	48.2	49.7	51.7	50.4	48.0
Avg. Dist. to Rail [m]	1.9	1.7	1.3	3.7	1.4	1.1	1.7	1.6	2.4	5.8



- [] Ranking at each section and finish
- :-:- No data available at this section
- NA No data available

Horse/Jockey Name	Forever Dream/C J Dalgety
Finish Rank	12
Fastest Section Time (Section)	0:11.04 (1980 - 1800)
Top Speed [km/h] (Section)	57.6 (1980 - 1800)
Race State	Finished



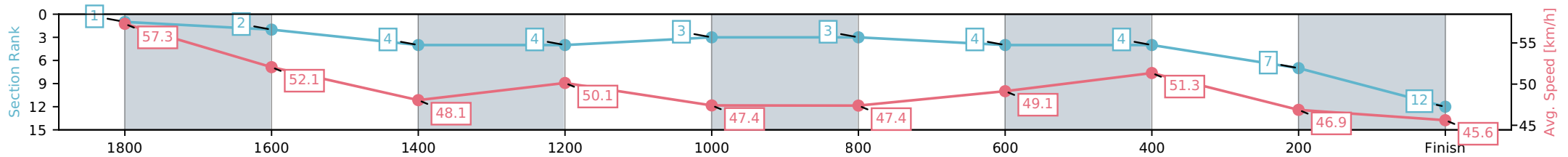
NZ Metropolitan Trotting Club Inc Harness
 Race 9: NEVELE R 3YO FILLIES FINAL (MOBILE PACE) (Gr1)
 - 1980m



11 November 2025 - 4:03PM

Weather: Overcast

Section	L1980	L1800	L1600	L1400	L1200	L1000	L800	L600	L400	L200
Section Times	2:24.79 (0:11.04)	2:09.23 [2] (0:13.92)	1:53.78 [4] (0:15.09)	1:39.66 [4] (0:14.36)	1:25.01 [3] (0:15.30)	1:09.71 [3] (0:15.30)	0:54.42 [4] (0:14.65)	0:40.05 [4] (0:14.12)	0:24.97 [7] (0:15.45)	0:11.05 [12] (0:15.56)
Average Speed [km/h]	57.3	52.1	48.1	50.1	47.4	47.4	49.1	51.3	46.9	45.6
Top Speed [km/h]	57.6	55.5	49.1	51.3	49.1	48.0	49.9	52.0	50.5	47.3
Avg. Dist. to Rail [m]	3.5	1.4	1.1	3.6	1.0	1.0	1.9	1.3	1.1	3.7



[] Ranking at each section and finish
 -:-:- No data available at this section
 NA No data available

Horse/Jockey Name	Sweet Maggie Mae/A P T Poutama
Finish Rank	13
Fastest Section Time (Section)	0:11.28 (1980 - 1800)
Top Speed [km/h] (Section)	57.5 (1980 - 1800)
Race State	Finished



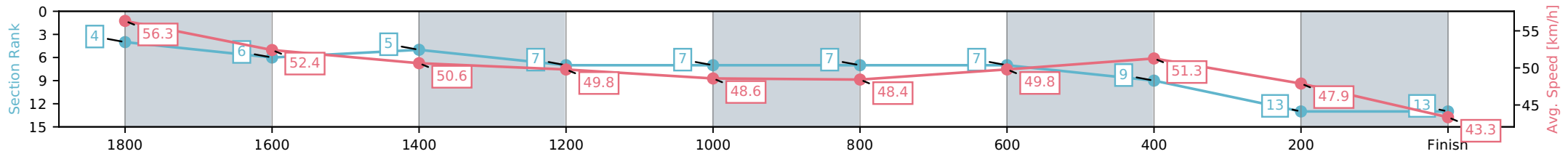
NZ Metropolitan Trotting Club Inc Harness
 Race 9: NEVELE R 3YO FILLIES FINAL (MOBILE PACE) (Gr1)
 - 1980m



11 November 2025 - 4:03PM

Weather: Overcast

Section	L1980	L1800	L1600	L1400	L1200	L1000	L800	L600	L400	L200
Section Times	2:26.19 (0:11.28)	2:09.81 [6] (0:14.25)	1:54.28 [5] (0:14.78)	1:39.85 [7] (0:14.48)	1:25.38 [7] (0:15.28)	1:10.08 [7] (0:15.31)	0:54.79 [7] (0:14.47)	0:40.32 [9] (0:14.43)	0:25.54 [13] (0:15.52)	0:11.29 [13] (0:16.39)
Average Speed [km/h]	56.3	52.4	50.6	49.8	48.6	48.4	49.8	51.3	47.9	43.3
Top Speed [km/h]	57.5	54.7	51.1	50.9	51.0	49.1	50.4	51.9	50.0	45.3
Avg. Dist. to Rail [m]	10.1	6.2	5.2	6.9	3.9	3.9	5.0	4.2	4.9	7.5



[] Ranking at each section and finish
 -:-:- No data available at this section
 NA No data available