



NZ Metropolitan Trotting Club Inc Harness
 Race 10: RENWICK FARMS DOMINION (STAND TROT) (Gr1) - 3200m
 11 November 2025 - 4:38PM



Weather: Overcast

Field Times (Race Tempo) 3:59.35 (0:11.20) 3:48.15 (0:14.02) 3:34.13 (0:16.04) 3:18.09 (0:14.29) 3:03.81 (0:14.63) 2:49.18 (0:14.98) 2:34.20 (0:15.08) 2:19.12 (0:16.22)

Rank	TAB#	Horse	Overall Time	First 400m	Top Speed km/h (Section)	L3200	L3000	L2800	L2600	L2400	L2200	L2000	L1800
	(BAR#)	Driver	Margin (DT-W)	Last 600m	Fastest Section (Time)	Start - 3000	3000 - 2800	2800 - 2600	2600 - 2400	2400 - 2200	2200 - 2000	2000 - 1800	1800 - 1600
1	17	Gus	3:59.35	0:28.18	55.9 (800-600)	3:59.35	3:46.18 [13]	3:31.17 [13]	3:15.09 [13]	3:01.17 [13]	2:46.64 [13]	2:32.01 [13]	2:16.75 [13]
	(17)	P J McMullen		0:44.54	800-600 (0:13.00)	(0:13.17)	(0:15.01)	(0:16.08)	(0:13.92)	(0:14.53)	(0:14.63)	(0:15.26)	(0:16.44)
2	9	Mr Love	3:59.85	0:27.17	53.3 (800-600)	3:59.85	3:47.57 [9]	3:32.68 [11]	3:16.48 [11]	3:02.40 [11]	2:47.82 [10]	2:33.17 [10]	2:17.92 [10]
	(9)	R T May	2.7L (+4)	0:44.79	3200 - 3000 (0:12.28)	(0:12.28)	(0:14.89)	(0:16.20)	(0:14.08)	(0:14.58)	(0:14.65)	(0:15.25)	(0:16.44)
3	10	Oscar Bonavena	3:59.92	0:27.85	54.1 (800-600)	3:59.92	3:47.27 [12]	3:32.07 [12]	3:16.11 [12]	3:02.11 [12]	2:47.56 [12]	2:32.94 [12]	2:17.62 [12]
	(10)	Mark Purdon	3.1L (+5)	0:43.90	3200 - 3000 (0:12.65)	(0:12.65)	(0:15.20)	(0:15.96)	(0:14.00)	(0:14.55)	(0:14.62)	(0:15.32)	(0:16.39)
4	2	Jilliby Ballerini	3:59.97	0:26.18	56.7 (3200 - 3000)	3:59.97	3:48.26 [4]	3:33.79 [6]	3:17.75 [3]	3:04.02 [2]	2:49.52 [1]	2:34.82 [2]	2:19.55 [2]
	(2)	J P Lee	3.3L (-19)	0:44.66	3200 - 3000 (0:11.71)	(0:11.71)	(0:14.47)	(0:16.04)	(0:13.73)	(0:14.50)	(0:14.70)	(0:15.27)	(0:16.42)
5	18	Bet N Win	4:00.29	0:26.79	54.4 (800-600)	4:00.29	3:47.95 [8]	3:33.50 [9]	3:17.45 [8]	3:03.56 [7]	2:49.02 [7]	2:34.21 [6]	2:19.02 [6]
	(18)	R J Butt	5.1L (+4)	0:45.02	3200 - 3000 (0:12.34)	(0:12.34)	(0:14.45)	(0:16.05)	(0:13.89)	(0:14.54)	(0:14.81)	(0:15.19)	(0:16.45)
6	8	Mighty Logan	4:00.50	0:25.90	55.2 (3200 - 3000)	4:00.50	3:49.06 [3]	3:34.60 [3]	3:18.87 [1]	3:04.96 [1]	2:50.33 [2]	2:35.12 [3]	2:19.78 [3]
	(8)	John R Dunn	6.2L (-22)	0:44.91	3200 - 3000 (0:11.44)	(0:11.44)	(0:14.46)	(0:15.73)	(0:13.91)	(0:14.63)	(0:15.21)	(0:15.34)	(0:16.45)
7	15	Midnight Dash	4:00.51	0:27.44	53.6 (800-600)	4:00.51	3:47.63 [11]	3:33.07 [10]	3:17.36 [10]	3:03.43 [9]	2:48.90 [9]	2:34.11 [8]	2:18.94 [8]
	(15)	G N Thornley	6.2L (-3)	0:44.79	3200 - 3000 (0:12.88)	(0:12.88)	(0:14.56)	(0:15.71)	(0:13.93)	(0:14.53)	(0:14.79)	(0:15.17)	(0:16.46)
8	7	Muscle Mountain	4:00.61	0:26.44	55.4 (3200 - 3000)	4:00.61	3:48.85 [5]	3:34.17 [4]	3:18.57 [4]	3:04.58 [4]	2:49.99 [3]	2:35.23 [4]	2:19.74 [4]
	(7)	B T Hope	6.8L (+5)	0:45.30	3200 - 3000 (0:11.76)	(0:11.76)	(0:14.68)	(0:15.60)	(0:13.99)	(0:14.59)	(0:14.76)	(0:15.49)	(0:16.53)
9	12	Father Time	4:00.64	0:26.76	54.3 (800-600)	4:00.64	3:48.32 [7]	3:33.88 [5]	3:18.48 [7]	3:04.00 [8]	2:49.36 [8]	2:34.26 [9]	2:18.87 [9]
	(12)	T M Williams	7L (-14)	0:44.93	3200 - 3000 (0:12.32)	(0:12.32)	(0:14.44)	(0:15.40)	(0:14.48)	(0:14.64)	(0:15.10)	(0:15.39)	(0:16.50)
10	1	Maui	4:01.06	0:25.43	56.5 (3200 - 3000)	4:01.06	3:49.81 [2]	3:35.63 [2]	3:19.48 [5]	3:04.97 [5]	2:50.25 [6]	2:35.03 [7]	2:19.67 [7]
	(1)	L D McCormick	9.2L (-23)	0:44.98	3200 - 3000 (0:11.25)	(0:11.25)	(0:14.18)	(0:16.15)	(0:14.51)	(0:14.72)	(0:15.22)	(0:15.36)	(0:16.49)

Scratched: Mystic Max (#5), I Dream Of Jeannie (#14), Paris Prince (#16)
 Did Not Finish: Hidden Talent (#3), Love N The Port (#11)

[] Position in running at each section and finish
 TAB# Saddle cloth number
 -:-:- No data available at this section
 BAR# Barrier/Gate Position
 NA No data available
 DNF Did not finish
 DNT Did not track
 DT-W Distance travelled compared to winner in metres

Fastest split
 Fastest section



NZ Metropolitan Trotting Club Inc Harness
 Race 10: RENWICK FARMS DOMINION (STAND TROT) (Gr1) - 3200m
 11 November 2025 - 4:38PM



Weather: Overcast

Field Times (Race Tempo) 3:59.35 (0:11.20) 3:48.15 (0:14.02) 3:34.13 (0:16.04) 3:18.09 (0:14.29) 3:03.81 (0:14.63) 2:49.18 (0:14.98) 2:34.20 (0:15.08) 2:19.12 (0:16.22)

Rank	TAB#	Horse	Overall Time	First 400m	Top Speed km/h (Section)	L3200	L3000	L2800	L2600	L2400	L2200	L2000	L1800
	(BAR#)	Driver	Margin (DT-W)	Last 600m	Fastest Section (Time)	Start - 3000	3000 - 2800	2800 - 2600	2600 - 2400	2400 - 2200	2200 - 2000	2000 - 1800	1800 - 1600
11	13	Parisian Artiste	4:01.43	0:27.27	55.2 (800-600)	4:01.43	3:48.67 [10]	3:34.16 [8]	3:18.77 [9]	3:04.45 [10]	2:49.76 [11]	2:34.73 [11]	2:19.29 [11]
	(13)	T J French	11.2L (-12)	0:45.58	3200 - 3000 (0:12.76)	(0:12.76)	(0:14.51)	(0:15.39)	(0:14.32)	(0:14.69)	(0:15.03)	(0:15.44)	(0:16.46)
12	6	One Over All	4:01.94	0:25.21	56.9 (3200 - 3000)	4:01.94	3:50.75 [1]	3:36.73 [1]	3:20.69 [2]	3:06.17 [3]	2:51.46 [4]	2:36.24 [5]	2:20.89 [5]
	(6)	G D Smith	14L (-25)	0:45.99	3200 - 3000 (0:11.19)	(0:11.19)	(0:14.02)	(0:16.04)	(0:14.52)	(0:14.71)	(0:15.22)	(0:15.35)	(0:16.47)
13	4	Arcee Phoenix	4:02.64	0:26.58	55.4 (3200 - 3000)	4:02.64	3:50.81 [6]	3:36.06 [7]	3:20.21 [6]	3:06.29 [6]	2:51.77 [5]	2:36.91 [1]	2:22.41 [1]
	(4)	C D Svanosio	17.8L (-19)	0:47.62	3200 - 3000 (0:11.83)	(0:11.83)	(0:14.75)	(0:15.85)	(0:13.92)	(0:14.52)	(0:14.86)	(0:14.50)	(0:16.22)

Scratched: Mystic Max (#5), I Dream Of Jeannie (#14), Paris Prince (#16)
 Did Not Finish: Hidden Talent (#3), Love N The Port (#11)

- [] Position in running at each section and finish
- No data available at this section
- NA No data available
- DNT Did not track
- TAB# Saddle cloth number
- BAR# Barrier/Gate Position
- DNF Did not finish
- DT-W Distance travelled compared to winner in metres

- Fastest split
- Fastest section



NZ Metropolitan Trotting Club Inc Harness
 Race 10: RENWICK FARMS DOMINION (STAND TROT) (Gr1) - 3200m
 11 November 2025 - 4:38PM



Weather: Overcast

Field Times (Race Tempo) 2:02.90 (0:17.11) 1:45.79 (0:16.53) 1:29.26 (0:15.96) 1:13.30 (0:15.01) 0:58.29 (0:13.75) 0:44.53 (0:14.37) 0:30.17 (0:14.99) 0:15.17 (0:15.17)

Rank	TAB#	Horse	Overall Time	First 400m	Top Speed km/h (Section)	L1600	L1400	L1200	L1000	L800	L600	L400	L200
	(BAR#)	Driver	Margin (DT-W)	Last 600m	Fastest Section (Time)	1600 - 1400	1400 - 1200	1200 - 1000	1000 - 800	800 - 600	600 - 400	400 - 200	200 - Finish
1	17	Gus	3:59.35	0:28.18	55.9 (800-600)	1:59.04 [13]	1:43.56 [11]	1:27.48 [11]	1:11.67 [7]	0:57.54 [1]	0:44.54 [1]	0:30.17 [1]	0:15.18 [1]
	(17)	P J McMullen		0:44.54	800-600 (0:13.00)	(0:16.75)	(0:16.08)	(0:15.81)	(0:14.13)	(0:13.00)	(0:14.37)	(0:14.99)	(0:15.18)
2	9	Mr Love	3:59.85	0:27.17	53.3 (800-600)	1:58.38 [4]	1:45.56 [2]	1:29.57 [2]	1:13.64 [2]	0:58.63 [3]	0:44.79 [2]	0:30.40 [2]	0:15.35 [2]
	(9)	R T May	2.7L (+4)	0:44.79	3200 - 3000 (0:12.28)	(0:15.92)	(0:15.99)	(0:15.93)	(0:15.01)	(0:13.84)	(0:14.39)	(0:15.05)	(0:15.35)
3	10	Oscar Bonavena	3:59.92	0:27.85	54.1 (800-600)	1:58.70 [11]	1:44.46 [10]	1:28.36 [10]	1:12.47 [12]	0:57.52 [12]	0:43.90 [11]	0:29.51 [9]	0:14.31 [3]
	(10)	Mark Purdon	3.1L (+5)	0:43.90	3200 - 3000 (0:12.65)	(0:16.77)	(0:16.10)	(0:15.89)	(0:14.95)	(0:13.62)	(0:14.39)	(0:15.20)	(0:14.31)
4	2	Jiliby Ballerini	3:59.97	0:26.18	56.7 (3200 - 3000)	1:56.85 [2]	1:46.05 [3]	1:29.51 [3]	1:13.57 [3]	0:58.58 [6]	0:44.66 [6]	0:29.95 [10]	0:14.36 [4]
	(2)	J P Lee	3.3L (-19)	0:44.66	3200 - 3000 (0:11.71)	(0:17.08)	(0:16.54)	(0:15.94)	(0:14.99)	(0:13.92)	(0:14.71)	(0:15.59)	(0:14.36)
5	18	Bet N Win	4:00.29	0:26.79	54.4 (800-600)	1:57.73 [7]	1:45.47 [6]	1:29.35 [6]	1:13.44 [6]	0:58.50 [4]	0:45.02 [3]	0:30.68 [3]	0:15.45 [5]
	(18)	R J Butt	5.1L (+4)	0:45.02	3200 - 3000 (0:12.34)	(0:17.10)	(0:16.12)	(0:15.91)	(0:14.94)	(0:13.48)	(0:14.34)	(0:15.23)	(0:15.45)
6	8	Mighty Logan	4:00.50	0:25.90	55.2 (3200 - 3000)	1:57.17 [3]	1:46.28 [5]	1:29.73 [5]	1:13.78 [5]	0:58.81 [7]	0:44.91 [10]	0:30.18 [12]	0:14.44 [6]
	(8)	John R Dunn	6.2L (-22)	0:44.91	3200 - 3000 (0:11.44)	(0:17.05)	(0:16.55)	(0:15.95)	(0:14.97)	(0:13.90)	(0:14.73)	(0:15.74)	(0:14.44)
7	15	Midnight Dash	4:00.51	0:27.44	53.6 (800-600)	1:58.04 [9]	1:45.37 [8]	1:29.27 [8]	1:13.38 [9]	0:58.44 [9]	0:44.79 [8]	0:30.37 [6]	0:15.20 [7]
	(15)	G N Thornley	6.2L (-3)	0:44.79	3200 - 3000 (0:12.88)	(0:17.11)	(0:16.10)	(0:15.89)	(0:14.94)	(0:13.65)	(0:14.42)	(0:15.17)	(0:15.20)
8	7	Muscle Mountain	4:00.61	0:26.44	55.4 (3200 - 3000)	1:57.40 [5]	1:46.11 [4]	1:30.01 [4]	1:14.09 [4]	0:59.10 [5]	0:45.30 [5]	0:30.85 [4]	0:15.73 [8]
	(7)	B T Hope	6.8L (+5)	0:45.30	3200 - 3000 (0:11.76)	(0:17.10)	(0:16.10)	(0:15.92)	(0:14.99)	(0:13.80)	(0:14.45)	(0:15.12)	(0:15.73)
9	12	Father Time	4:00.64	0:26.76	54.3 (800-600)	1:58.27 [10]	1:45.30 [12]	1:28.76 [12]	1:12.86 [10]	0:58.48 [8]	0:44.93 [7]	0:30.61 [5]	0:15.44 [9]
	(12)	T M Williams	7L (-14)	0:44.93	3200 - 3000 (0:12.32)	(0:17.07)	(0:16.54)	(0:15.90)	(0:14.38)	(0:13.55)	(0:14.32)	(0:15.17)	(0:15.44)
10	1	Maui	4:01.06	0:25.43	56.5 (3200 - 3000)	1:57.89 [8]	1:46.11 [9]	1:29.57 [9]	1:13.65 [11]	0:58.73 [13]	0:44.98 [12]	0:30.54 [11]	0:15.36 [10]
	(1)	L D McCormick	9.2L (-23)	0:44.98	3200 - 3000 (0:11.25)	(0:17.07)	(0:16.54)	(0:15.92)	(0:14.92)	(0:13.75)	(0:14.44)	(0:15.18)	(0:15.36)

Scratched: Mystic Max (#5), I Dream Of Jeannie (#14), Paris Prince (#16)
 Did Not Finish: Hidden Talent (#3), Love N The Port (#11)

- [] Position in running at each section and finish
- No data available at this section
- NA No data available
- DNT Did not track
- TAB# Saddle cloth number
- BAR# Barrier/Gate Position
- DNF Did not finish
- DT-W Distance travelled compared to winner in metres

- Fastest split
- Fastest section



NZ Metropolitan Trotting Club Inc Harness
 Race 10: RENWICK FARMS DOMINION (STAND TROT) (Gr1) - 3200m
 11 November 2025 - 4:38PM



Weather: Overcast

Field Times (Race Tempo) 2:02.90 (0:17.11) 1:45.79 (0:16.53) 1:29.26 (0:15.96) 1:13.30 (0:15.01) 0:58.29 (0:13.75) 0:44.53 (0:14.37) 0:30.17 (0:14.99) 0:15.17 (0:15.17)

Rank	TAB#	Horse	Overall Time	First 400m	Top Speed km/h (Section)	L1600	L1400	L1200	L1000	L800	L600	L400	L200
	(BAR#)	Driver	Margin (DT-W)	Last 600m	Fastest Section (Time)	1600 - 1400	1400 - 1200	1200 - 1000	1000 - 800	800 - 600	600 - 400	400 - 200	200 - Finish
11	13	Parisian Artiste	4:01.43	0:27.27	55.2 (800-600)	1:58.61 [12]	1:45.76 [14]	1:29.21 [13]	1:13.32 [13]	0:58.87 [10]	0:45.58 [9]	0:31.28 [8]	0:15.84 [11]
	(13)	T J French	11.2L (-12)	0:45.58	3200 - 3000 (0:12.76)	(0:17.07)	(0:16.55)	(0:15.89)	(0:14.45)	(0:13.29)	(0:14.30)	(0:15.44)	(0:15.84)
12	6	One Over All	4:01.94	0:25.21	56.9 (3200 - 3000)	1:57.53 [6]	1:47.37 [7]	1:30.83 [7]	1:14.89 [8]	0:59.93 [11]	0:45.99 [13]	0:31.30 [13]	0:15.59 [12]
	(6)	G D Smith	14L (-25)	0:45.99	3200 - 3000 (0:11.19)	(0:17.05)	(0:16.54)	(0:15.94)	(0:14.96)	(0:13.94)	(0:14.69)	(0:15.71)	(0:15.59)
13	4	Arcee Phoenix	4:02.64	0:26.58	55.4 (3200 - 3000)	1:56.45 [1]	1:49.08 [1]	1:32.56 [1]	1:16.59 [1]	1:01.58 [2]	0:47.62 [4]	0:32.93 [7]	0:17.15 [13]
	(4)	C D Svanosio	17.8L (-19)	0:47.62	3200 - 3000 (0:11.83)	(0:17.11)	(0:16.52)	(0:15.97)	(0:15.01)	(0:13.96)	(0:14.69)	(0:15.78)	(0:17.15)

Scratched: Mystic Max (#5), I Dream Of Jeannie (#14), Paris Prince (#16)
 Did Not Finish: Hidden Talent (#3), Love N The Port (#11)

Horse/Jockey Name	Gus/P J McMullen
Finish Rank	1
Fastest Section Time (Section)	0:13.00 (800-600)
Top Speed [km/h] (Section)	55.9 (800-600)
Race State	Finished

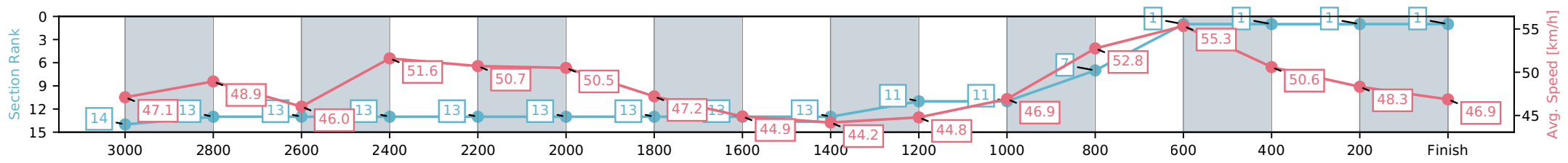


NZ Metropolitan Trotting Club Inc Harness
 Race 10: RENWICK FARMS DOMINION (STAND TROT) (Gr1)
 - 3200m



11 November 2025 - 4:38PM
 Weather: Overcast

Section	Overall	L2400	L2200	L2000	L1800	L1600	L1400	L1200	L1000	L800	L600	L400	L200
Section Times	3:59.35 (0:58.18)	3:01.81 [13] (0:14.53)	2:47.68 [13] (0:14.63)	2:31.87 [13] (0:15.26)	2:15.79 [13] (0:16.44)	1:59.04 [13] (0:16.75)	1:42.61 [11] (0:16.08)	1:27.35 [11] (0:15.81)	1:12.72 [7] (0:14.13)	0:58.19 [1] (0:13.00)	0:44.27 [1] (0:14.37)	0:28.18 [1] (0:14.99)	0:13.17 [1] (0:15.18)
Average Speed [km/h]	48.4	50.7	50.5	47.2	44.9	44.2	44.8	46.9	52.8	55.3	50.6	48.3	46.9
Top Speed [km/h]	52.7	51.9	52.1	49.8	46.5	45.4	46.2	51.2	54.0	55.9	54.5	49.8	48.8
Avg. Dist. to Rail [m]	6.0	3.1	3.6	5.5	4.1	3.7	6.0	3.8	4.8	5.8	1.7	1.3	4.0



[] Ranking at each section and finish
 -:-:- No data available at this section
 NA No data available

Horse/Jockey Name	Mr Love/R T May
Finish Rank	2
Fastest Section Time (Section)	0:12.28 (3200 - 3000)
Top Speed [km/h] (Section)	53.3 (800-600)
Race State	Finished



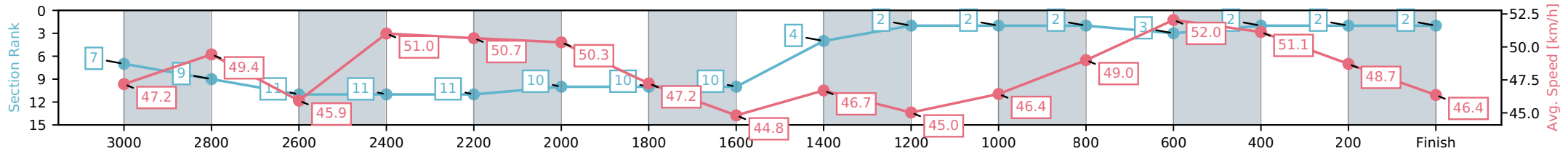
NZ Metropolitan Trotting Club Inc Harness
 Race 10: RENWICK FARMS DOMINION (STAND TROT) (Gr1)
 - 3200m



11 November 2025 - 4:38PM

Weather: Overcast

Section	Overall	L2400	L2200	L2000	L1800	L1600	L1400	L1200	L1000	L800	L600	L400	L200
Section Times	3:59.85 (0:57.45)	3:01.23 [11] (0:14.58)	2:46.22 [10] (0:14.65)	2:30.28 [10] (0:15.25)	2:14.29 [10] (0:16.44)	1:58.38 [4] (0:15.92)	1:41.94 [2] (0:15.99)	1:26.69 [2] (0:15.93)	1:12.03 [2] (0:15.01)	0:57.46 [3] (0:13.84)	0:43.37 [2] (0:14.39)	0:27.17 [2] (0:15.05)	0:12.29 [2] (0:15.35)
Average Speed [km/h]	48.4	50.7	50.3	47.2	44.8	46.7	45.0	46.4	49.0	52.0	51.1	48.7	46.4
Top Speed [km/h]	51.7	51.4	52.1	50.2	46.6	48.4	47.1	48.5	49.9	53.3	52.5	49.9	48.2
Avg. Dist. to Rail [m]	7.0	3.4	3.4	4.8	3.8	4.3	5.8	3.4	3.0	3.8	3.2	2.8	5.4



[] Ranking at each section and finish
 -:-:- No data available at this section
 NA No data available

Horse/Jockey Name	Oscar Bonavena/Mark Purdon
Finish Rank	3
Fastest Section Time (Section)	0:12.65 (3200 - 3000)
Top Speed [km/h] (Section)	54.1 (800-600)
Race State	Finished



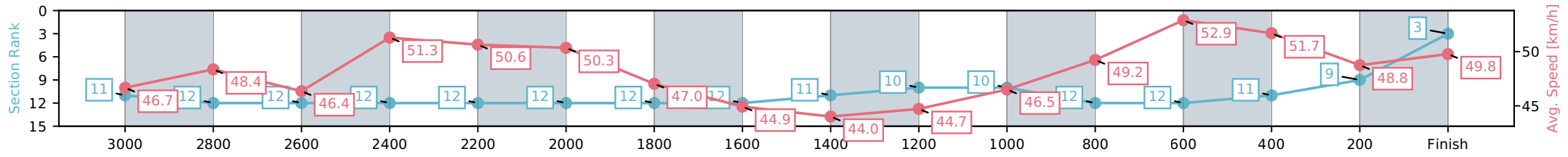
NZ Metropolitan Trotting Club Inc Harness
 Race 10: RENWICK FARMS DOMINION (STAND TROT) (Gr1)
 - 3200m



11 November 2025 - 4:38PM

Weather: Overcast

Section	Overall	L2400	L2200	L2000	L1800	L1600	L1400	L1200	L1000	L800	L600	L400	L200
Section Times	3:59.92 (0:57.81)	3:02.41 [12] (0:14.55)	2:47.46 [12] (0:14.62)	2:31.56 [12] (0:15.32)	2:15.46 [12] (0:16.39)	1:58.70 [11] (0:16.77)	1:42.30 [10] (0:16.10)	1:26.99 [10] (0:15.89)	1:12.37 [12] (0:14.95)	0:57.81 [12] (0:13.62)	0:43.81 [11] (0:14.39)	0:27.86 [9] (0:15.20)	0:12.65 [3] (0:14.31)
Average Speed [km/h]	48.2	50.6	50.3	47.0	44.9	44.0	44.7	46.5	49.2	52.9	51.7	48.8	49.8
Top Speed [km/h]	51.9	51.4	52.2	50.0	46.9	45.5	45.7	49.1	50.7	54.1	52.9	50.5	50.8
Avg. Dist. to Rail [m]	7.2	3.1	3.3	4.8	3.8	3.3	5.9	3.3	3.2	6.0	4.7	4.2	8.7



[] Ranking at each section and finish
 -:-:- No data available at this section
 NA No data available

Horse/Jockey Name	Jiliby Ballerini/J P Lee
Finish Rank	4
Fastest Section Time (Section)	0:11.71 (3200 - 3000)
Top Speed [km/h] (Section)	56.7 (3200 - 3000)
Race State	Finished



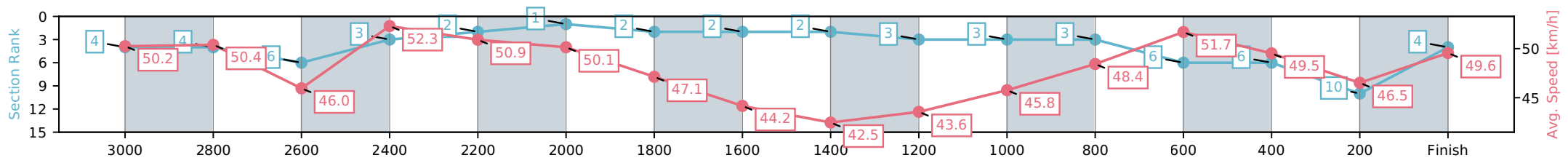
NZ Metropolitan Trotting Club Inc Harness
 Race 10: RENWICK FARMS DOMINION (STAND TROT) (Gr1)
 - 3200m



11 November 2025 - 4:38PM

Weather: Overcast

Section	Overall	L2400	L2200	L2000	L1800	L1600	L1400	L1200	L1000	L800	L600	L400	L200
Section Times	3:59.97 (0:55.95)	3:01.39 [2] (0:14.50)	2:46.40 [1] (0:14.70)	2:30.46 [2] (0:15.27)	2:13.93 [2] (0:16.42)	1:56.85 [2] (0:17.08)	1:40.43 [3] (0:16.54)	1:25.15 [3] (0:15.94)	1:10.45 [3] (0:14.99)	0:55.96 [6] (0:13.92)	0:42.23 [6] (0:14.71)	0:26.18 [10] (0:15.59)	0:11.71 [4] (0:14.36)
Average Speed [km/h]	49.7	50.9	50.1	47.1	44.2	42.5	43.6	45.8	48.4	51.7	49.5	46.5	49.6
Top Speed [km/h]	56.7	51.9	52.1	49.4	45.4	43.4	45.1	48.2	49.8	52.7	52.0	49.0	50.1
Avg. Dist. to Rail [m]	3.9	3.2	3.2	2.3	1.4	1.1	3.9	1.7	1.3	2.0	1.7	1.1	1.8



[] Ranking at each section and finish
 -:-:- No data available at this section
 NA No data available

Horse/Jockey Name	Bet N Win/R J Butt
Finish Rank	5
Fastest Section Time (Section)	0:12.34 (3200 - 3000)
Top Speed [km/h] (Section)	54.4 (800-600)
Race State	Finished



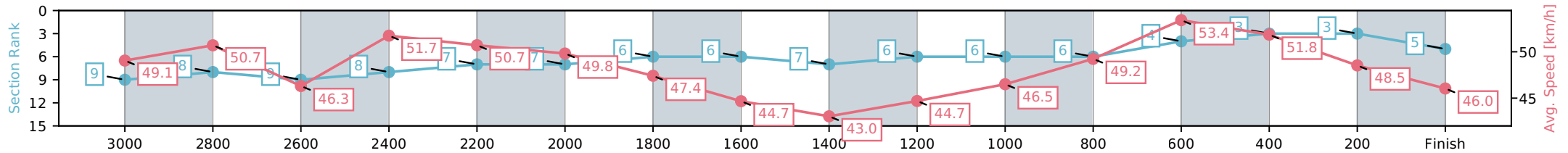
NZ Metropolitan Trotting Club Inc Harness
 Race 10: RENWICK FARMS DOMINION (STAND TROT) (Gr1)
 - 3200m



11 November 2025 - 4:38PM

Weather: Overcast

Section	Overall	L2400	L2200	L2000	L1800	L1600	L1400	L1200	L1000	L800	L600	L400	L200
Section Times	4:00.29 (0:56.73)	3:01.79 [7] (0:14.54)	2:46.85 [7] (0:14.81)	2:30.94 [6] (0:15.19)	2:14.82 [6] (0:16.45)	1:57.73 [7] (0:17.10)	1:41.27 [6] (0:16.12)	1:26.08 [6] (0:15.91)	1:11.27 [6] (0:14.94)	0:56.73 [4] (0:13.48)	0:42.85 [3] (0:14.34)	0:26.80 [3] (0:15.23)	0:12.35 [5] (0:15.45)
Average Speed [km/h]	49.5	50.7	49.8	47.4	44.7	43.0	44.7	46.5	49.2	53.4	51.8	48.5	46.0
Top Speed [km/h]	54.3	51.2	52.2	49.9	46.4	44.3	45.5	49.0	51.5	54.4	53.8	50.4	46.9
Avg. Dist. to Rail [m]	5.4	3.1	3.4	4.1	3.4	2.9	5.7	3.4	3.2	5.2	4.5	3.9	5.8



- [] Ranking at each section and finish
- :-:- No data available at this section
- NA No data available

Horse/Jockey Name	Mighty Logan/John R Dunn
Finish Rank	6
Fastest Section Time (Section)	0:11.44 (3200 - 3000)
Top Speed [km/h] (Section)	55.2 (3200 - 3000)
Race State	Finished



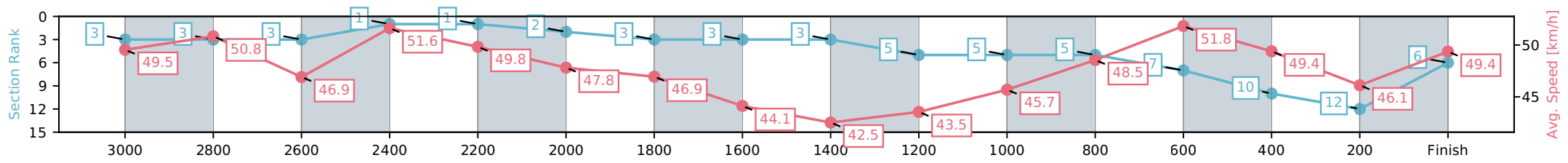
NZ Metropolitan Trotting Club Inc Harness
 Race 10: RENWICK FARMS DOMINION (STAND TROT) (Gr1)
 - 3200m



11 November 2025 - 4:38PM

Weather: Overcast

Section	Overall	L2400	L2200	L2000	L1800	L1600	L1400	L1200	L1000	L800	L600	L400	L200
Section Times	4:00.50 (0:55.54)	3:01.70 [1] (0:14.63)	2:46.73 [2] (0:15.21)	2:30.78 [3] (0:15.34)	2:14.23 [3] (0:16.45)	1:57.17 [3] (0:17.05)	1:40.72 [5] (0:16.55)	1:25.39 [5] (0:15.95)	1:10.17 [5] (0:14.97)	0:55.54 [7] (0:13.90)	0:41.63 [10] (0:14.73)	0:25.90 [12] (0:15.74)	0:11.44 [6] (0:14.44)
Average Speed [km/h]	49.7	49.8	47.8	46.9	44.1	42.5	43.5	45.7	48.5	51.8	49.4	46.1	49.4
Top Speed [km/h]	55.2	51.8	49.4	48.1	45.1	43.9	45.0	48.1	49.9	52.9	52.0	48.8	50.6
Avg. Dist. to Rail [m]	6.2	1.9	1.6	2.4	1.6	1.2	4.0	1.6	1.4	2.3	1.8	1.6	10.6



[] Ranking at each section and finish
 -:-:- No data available at this section
 NA No data available

Horse/Jockey Name	Midnight Dash/G N Thornley
Finish Rank	7
Fastest Section Time (Section)	0:12.88 (3200 - 3000)
Top Speed [km/h] (Section)	53.6 (800-600)
Race State	Finished



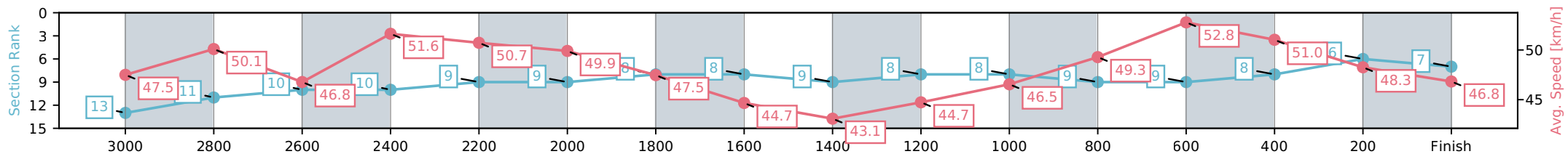
NZ Metropolitan Trotting Club Inc Harness
 Race 10: RENWICK FARMS DOMINION (STAND TROT) (Gr1)
 - 3200m



11 November 2025 - 4:38PM

Weather: Overcast

Section	Overall	L2400	L2200	L2000	L1800	L1600	L1400	L1200	L1000	L800	L600	L400	L200
Section Times	4:00.51 (0:57.08)	3:02.08 [9] (0:14.53)	2:47.13 [9] (0:14.79)	2:31.24 [8] (0:15.17)	2:15.15 [8] (0:16.46)	1:58.04 [9] (0:17.11)	1:41.57 [8] (0:16.10)	1:26.40 [8] (0:15.89)	1:11.61 [9] (0:14.94)	0:57.09 [9] (0:13.65)	0:43.16 [8] (0:14.42)	0:27.45 [6] (0:15.17)	0:12.89 [7] (0:15.20)
Average Speed [km/h]	49.0	50.7	49.9	47.5	44.7	43.1	44.7	46.5	49.3	52.8	51.0	48.3	46.8
Top Speed [km/h]	53.3	52.3	52.5	50.3	46.6	44.8	45.7	49.2	51.4	53.6	53.3	50.0	48.7
Avg. Dist. to Rail [m]	4.2	3.1	3.4	4.2	3.5	3.1	5.9	3.4	3.2	4.6	3.2	2.6	4.5



- [] Ranking at each section and finish
- :-:- No data available at this section
- NA No data available

Horse/Jockey Name	Muscle Mountain/B T Hope
Finish Rank	8
Fastest Section Time (Section)	0:11.76 (3200 - 3000)
Top Speed [km/h] (Section)	55.4 (3200 - 3000)
Race State	Finished



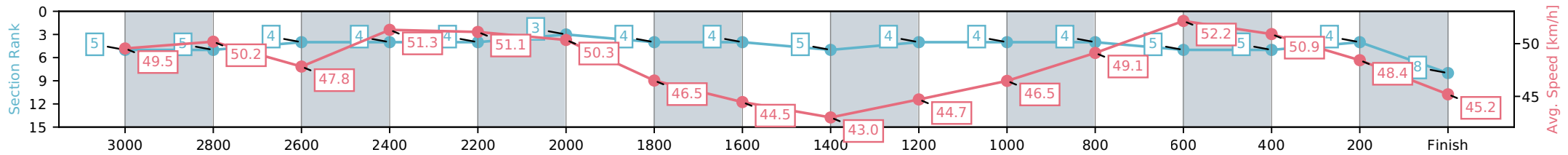
NZ Metropolitan Trotting Club Inc Harness
 Race 10: RENWICK FARMS DOMINION (STAND TROT) (Gr1)
 - 3200m



11 November 2025 - 4:38PM

Weather: Overcast

Section	Overall	L2400	L2200	L2000	L1800	L1600	L1400	L1200	L1000	L800	L600	L400	L200
Section Times	4:00.61 (0:56.03)	3:01.51 [4] (0:14.59)	2:46.53 [3] (0:14.76)	2:30.60 [4] (0:15.49)	2:14.50 [4] (0:16.53)	1:57.40 [5] (0:17.10)	1:40.88 [4] (0:16.10)	1:25.39 [4] (0:15.92)	1:10.62 [4] (0:14.99)	0:56.03 [5] (0:13.80)	0:42.05 [5] (0:14.45)	0:26.44 [4] (0:15.12)	0:11.77 [8] (0:15.73)
Average Speed [km/h]	49.7	51.1	50.3	46.5	44.5	43.0	44.7	46.5	49.1	52.2	50.9	48.4	45.2
Top Speed [km/h]	55.4	52.1	52.3	47.8	45.3	43.9	45.4	48.8	50.0	53.3	52.1	49.9	48.8
Avg. Dist. to Rail [m]	6.6	4.5	4.4	4.0	3.3	2.8	5.8	3.4	3.1	3.8	3.1	2.3	3.0



- [] Ranking at each section and finish
- :-:- No data available at this section
- NA No data available

Horse/Jockey Name	Father Time/T M Williams
Finish Rank	9
Fastest Section Time (Section)	0:12.32 (3200 - 3000)
Top Speed [km/h] (Section)	54.3 (800-600)
Race State	Finished



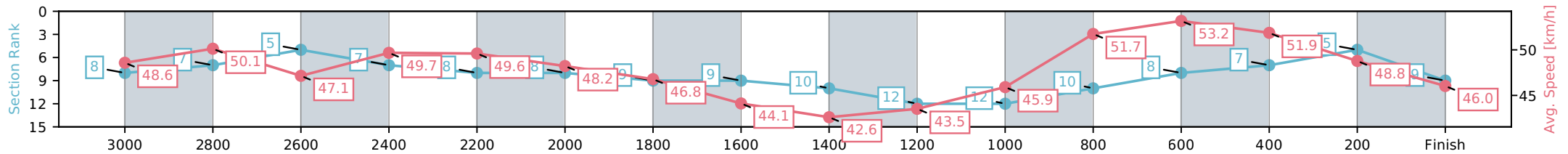
NZ Metropolitan Trotting Club Inc Harness
 Race 10: RENWICK FARMS DOMINION (STAND TROT) (Gr1)
 - 3200m



11 November 2025 - 4:38PM

Weather: Overcast

Section	Overall	L2400	L2200	L2000	L1800	L1600	L1400	L1200	L1000	L800	L600	L400	L200
Section Times	4:00.64 (0:56.64)	3:02.17 [8] (0:14.64)	2:47.79 [8] (0:15.10)	2:31.89 [9] (0:15.39)	2:15.35 [9] (0:16.50)	1:58.27 [10] (0:17.07)	1:41.77 [12] (0:16.54)	1:26.38 [12] (0:15.90)	1:11.29 [10] (0:14.38)	0:56.64 [8] (0:13.55)	0:42.16 [7] (0:14.32)	0:26.77 [5] (0:15.17)	0:12.32 [9] (0:15.44)
Average Speed [km/h]	48.9	49.6	48.2	46.8	44.1	42.6	43.5	45.9	51.7	53.2	51.9	48.8	46.0
Top Speed [km/h]	53.2	50.4	49.9	48.0	45.4	44.6	45.5	48.6	53.1	54.3	53.4	50.5	47.2
Avg. Dist. to Rail [m]	2.3	1.3	1.6	2.1	1.9	1.4	4.0	1.9	4.2	5.9	4.6	4.0	7.4



- [] Ranking at each section and finish
- :-:- No data available at this section
- NA No data available

Horse/Jockey Name	Maui/L D McCormick
Finish Rank	10
Fastest Section Time (Section)	0:11.25 (3200 - 3000)
Top Speed [km/h] (Section)	56.5 (3200 - 3000)
Race State	Finished



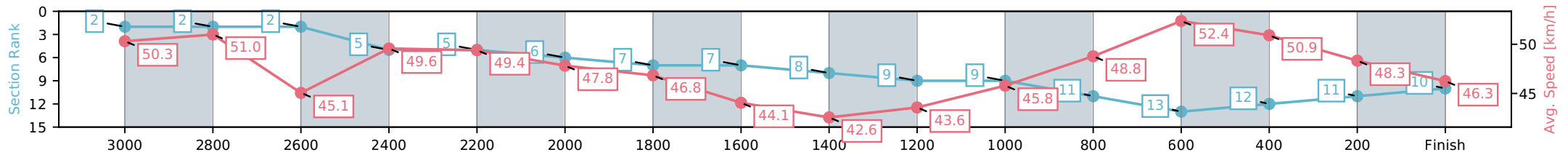
NZ Metropolitan Trotting Club Inc Harness
 Race 10: RENWICK FARMS DOMINION (STAND TROT) (Gr1)
 - 3200m



11 November 2025 - 4:38PM

Weather: Overcast

Section	Overall	L2400	L2200	L2000	L1800	L1600	L1400	L1200	L1000	L800	L600	L400	L200
Section Times	4:01.06 (0:56.09)	3:02.34 [5] (0:14.72)	2:47.41 [6] (0:15.22)	2:31.49 [7] (0:15.36)	2:14.96 [7] (0:16.49)	1:57.89 [8] (0:17.07)	1:41.40 [9] (0:16.54)	1:26.03 [9] (0:15.92)	1:10.81 [11] (0:14.92)	0:56.09 [13] (0:13.75)	0:41.59 [12] (0:14.44)	0:25.44 [11] (0:15.18)	0:11.25 [10] (0:15.36)
Average Speed [km/h]	49.0	49.4	47.8	46.8	44.1	42.6	43.6	45.8	48.8	52.4	50.9	48.3	46.3
Top Speed [km/h]	56.5	50.9	49.6	48.2	45.0	44.6	45.3	48.7	49.8	53.2	52.8	49.9	48.0
Avg. Dist. to Rail [m]	2.2	1.4	1.7	2.2	1.6	1.3	3.9	1.7	1.7	3.3	3.0	2.8	4.3



- [] Ranking at each section and finish
- :-:- No data available at this section
- NA No data available

Horse/Jockey Name	Parisian Artiste/T J French
Finish Rank	11
Fastest Section Time (Section)	0:12.76 (3200 - 3000)
Top Speed [km/h] (Section)	55.2 (800-600)
Race State	Finished



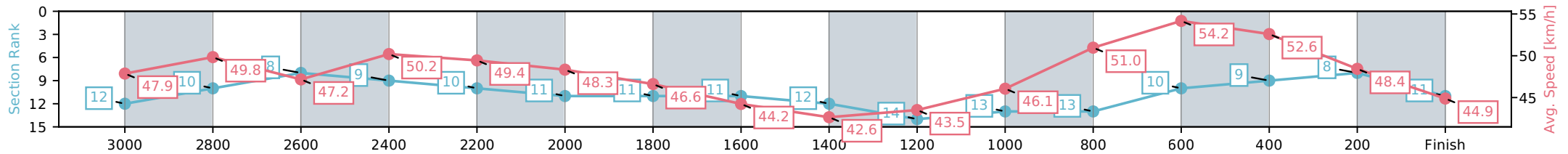
NZ Metropolitan Trotting Club Inc Harness
 Race 10: RENWICK FARMS DOMINION (STAND TROT) (Gr1)
 - 3200m



11 November 2025 - 4:38PM

Weather: Overcast

Section	Overall	L2400	L2200	L2000	L1800	L1600	L1400	L1200	L1000	L800	L600	L400	L200
Section Times	4:01.43 (0:56.98)	3:02.56 [10] (0:14.69)	2:48.12 [11] (0:15.03)	2:32.22 [11] (0:15.44)	2:15.67 [11] (0:16.46)	1:58.61 [12] (0:17.07)	1:42.14 [14] (0:16.55)	1:26.70 [13] (0:15.89)	1:11.67 [13] (0:14.45)	0:56.99 [10] (0:13.29)	0:42.66 [9] (0:14.30)	0:27.27 [8] (0:15.44)	0:12.76 [11] (0:15.84)
Average Speed [km/h]	48.8	49.4	48.3	46.6	44.2	42.6	43.5	46.1	51.0	54.2	52.6	48.4	44.9
Top Speed [km/h]	54.3	50.4	50.5	48.1	46.5	44.9	45.8	48.7	53.1	55.2	53.9	51.4	46.3
Avg. Dist. to Rail [m]	2.7	1.2	1.3	2.1	2.0	1.5	4.1	2.1	3.3	7.5	6.2	5.5	9.1



[] Ranking at each section and finish
 -:-:- No data available at this section
 NA No data available

Horse/Jockey Name	One Over All/G D Smith
Finish Rank	12
Fastest Section Time (Section)	0:11.19 (3200 - 3000)
Top Speed [km/h] (Section)	56.9 (3200 - 3000)
Race State	Finished



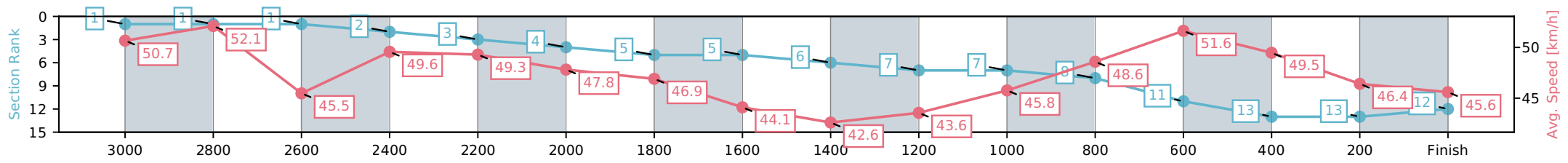
NZ Metropolitan Trotting Club Inc Harness
 Race 10: RENWICK FARMS DOMINION (STAND TROT) (Gr1)
 - 3200m



11 November 2025 - 4:38PM

Weather: Overcast

Section	Overall	L2400	L2200	L2000	L1800	L1600	L1400	L1200	L1000	L800	L600	L400	L200
Section Times	4:01.94 (0:55.77)	3:02.02 [3] (0:14.71)	2:47.06 [4] (0:15.22)	2:31.12 [5] (0:15.35)	2:14.58 [5] (0:16.47)	1:57.53 [6] (0:17.05)	1:41.05 [7] (0:16.54)	1:25.70 [7] (0:15.94)	1:10.49 [8] (0:14.96)	0:55.77 [11] (0:13.94)	0:41.26 [13] (0:14.69)	0:25.22 [13] (0:15.71)	0:11.20 [12] (0:15.59)
Average Speed [km/h]	49.5	49.3	47.8	46.9	44.1	42.6	43.6	45.8	48.6	51.6	49.5	46.4	45.6
Top Speed [km/h]	56.9	50.7	49.6	48.2	44.9	44.3	45.2	48.6	49.9	52.7	51.9	48.4	46.9
Avg. Dist. to Rail [m]	4.3	1.2	1.6	2.3	1.7	1.3	4.0	1.7	1.5	2.1	1.5	2.6	7.8



[] Ranking at each section and finish
 -.-.- No data available at this section
 NA No data available

Horse/Jockey Name	Arcee Phoenix/C D Svanosio
Finish Rank	13
Fastest Section Time (Section)	0:11.83 (3200 - 3000)
Top Speed [km/h] (Section)	55.4 (3200 - 3000)
Race State	Finished



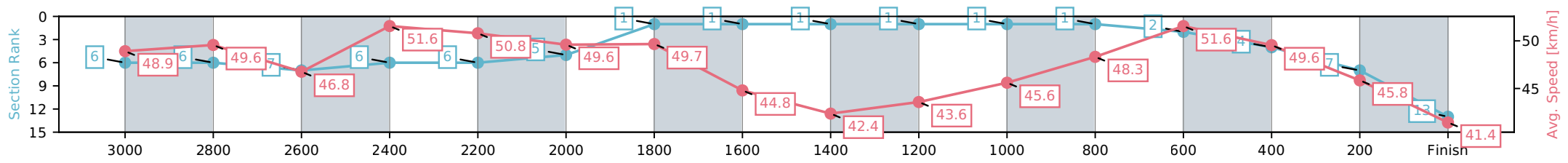
NZ Metropolitan Trotting Club Inc Harness
 Race 10: RENWICK FARMS DOMINION (STAND TROT) (Gr1)
 - 3200m



11 November 2025 - 4:38PM

Weather: Overcast

Section	Overall	L2400	L2200	L2000	L1800	L1600	L1400	L1200	L1000	L800	L600	L400	L200
Section Times	4:02.64 (0:56.35)	3:01.06 [6] (0:14.52)	2:46.05 [5] (0:14.86)	2:30.09 [1] (0:14.50)	2:13.56 [1] (0:16.22)	1:56.45 [1] (0:17.11)	1:40.23 [1] (0:16.52)	1:25.74 [1] (0:15.97)	1:10.87 [1] (0:15.01)	0:56.35 [2] (0:13.96)	0:42.43 [4] (0:14.69)	0:26.58 [7] (0:15.78)	0:11.84 [13] (0:17.15)
Average Speed [km/h]	49.2	50.8	49.6	49.7	44.8	42.4	43.6	45.6	48.3	51.6	49.6	45.8	41.4
Top Speed [km/h]	55.4	51.7	52.1	51.3	49.6	43.2	45.0	47.9	49.2	52.7	52.1	48.1	44.3
Avg. Dist. to Rail [m]	5.3	3.1	3.3	5.0	2.0	1.1	3.8	1.5	1.2	1.8	1.6	1.1	4.1



[] Ranking at each section and finish
 -:-:- No data available at this section
 NA No data available