



NZ Metropolitan Trotting Club Inc Harness  
 Race 11: AVON CITY FORD MOBILE PACE - 1980m  
 11 November 2025 - 5:46PM



Weather: Overcast

Field Times (Race Tempo) 2:25.04 (0:10.96) 2:14.08 (0:14.27) 1:59.81 (0:15.69) 1:44.12 (0:15.55) 1:28.57 (0:15.94) 1:12.64 (0:15.55) 0:57.09 (0:14.95) 0:42.14 (0:14.77)

Rank	TAB#	Horse	Overall Time	First 400m	Top Speed km/h (Section)	L1980	L1800	L1600	L1400	L1200	L1000	L800	L600
	(BAR#)	Driver	Margin (DT-W)	Last 600m	Fastest Section (Time)	Start - 1800	1800 - 1600	1600 - 1400	1400 - 1200	1200 - 1000	1000 - 800	800 - 600	600 - 400
1	5	It's Tough	2:25.04	0:27.13	58.4 (1980 - 1800)	2:25.04	2:14.03 [2]	1:59.46 [2]	1:43.78 [2]	1:28.25 [2]	1:12.34 [3]	0:56.80 [3]	0:41.85 [3]
	(5)	John R Dunn		0:41.85	1980 - 1800 (0:11.01)	(0:11.01)	(0:14.57)	(0:15.68)	(0:15.53)	(0:15.91)	(0:15.54)	(0:14.95)	(0:14.76)
2	8	Sideshow Bruce	2:25.05	0:26.78	59.3 (1980 - 1800)	2:25.05	2:14.09 [1]	1:59.83 [1]	1:44.13 [1]	1:28.59 [1]	1:12.65 [1]	0:57.10 [1]	0:42.16 [1]
	(8)	R J Butt	0L (+1)	0:42.16	1980 - 1800 (0:10.96)	(0:10.96)	(0:14.26)	(0:15.70)	(0:15.54)	(0:15.94)	(0:15.55)	(0:14.94)	(0:14.77)
3	3	Amass	2:26.10	0:27.51	58.1 (1980 - 1800)	2:26.10	2:14.87 [4]	2:00.16 [4]	1:44.51 [4]	1:29.00 [4]	1:13.09 [5]	0:57.56 [5]	0:42.61 [5]
	(3)	J C Morrison	5.8L (+1)	0:42.61	1980 - 1800 (0:11.23)	(0:11.23)	(0:14.71)	(0:15.65)	(0:15.51)	(0:15.91)	(0:15.53)	(0:14.95)	(0:14.77)
4	1	Double Jeopardy	2:26.20	0:27.86	55.9 (1980 - 1800)	2:26.20	2:14.59 [7]	1:59.92 [6]	1:44.25 [6]	1:28.72 [6]	1:12.84 [7]	0:57.34 [7]	0:42.37 [7]
	(1)	T M Williams	6.3L (+6)	0:42.37	1980 - 1800 (0:11.61)	(0:11.61)	(0:14.67)	(0:15.67)	(0:15.53)	(0:15.88)	(0:15.50)	(0:14.97)	(0:14.72)
5	11	Here's Herbie	2:26.46	0:28.22	56.3 (1980 - 1800)	2:26.46	2:14.43 [9]	1:59.83 [8]	1:44.11 [8]	1:28.65 [8]	1:12.79 [9]	0:57.30 [9]	0:42.33 [10]
	(11)	C J DeFilippi	7.7L (+1)	0:42.33	1980 - 1800 (0:12.03)	(0:12.03)	(0:14.60)	(0:15.72)	(0:15.46)	(0:15.86)	(0:15.49)	(0:14.97)	(0:14.73)
6	2	Bryce's Meddle	2:26.52	0:28.18	55.3 (1980 - 1800)	2:26.52	2:14.65 [8]	1:59.94 [9]	1:43.98 [9]	1:28.57 [9]	1:12.70 [8]	0:57.38 [8]	0:42.63 [8]
	(2)	R E Harrison	8L (+23)	0:42.63	1980 - 1800 (0:11.87)	(0:11.87)	(0:14.71)	(0:15.96)	(0:15.41)	(0:15.87)	(0:15.32)	0:14.75	(0:14.67)
7	6	Magician	2:26.61	0:27.62	56.0 (1980 - 1800)	2:26.61	2:15.03 [5]	2:00.54 [3]	1:45.08 [3]	1:29.61 [3]	1:13.75 [2]	0:58.39 [2]	0:43.61 [2]
	(6)	C J Dalgety	8.5L (+20)	0:43.61	1980 - 1800 (0:11.58)	(0:11.58)	(0:14.49)	0:15.46	(0:15.47)	(0:15.86)	(0:15.36)	(0:14.78)	(0:14.81)
8	13	Miki Bennett	2:26.64	0:28.83	54.2 (600-400)	2:26.64	2:14.13 [12]	1:59.43 [12]	1:43.43 [12]	1:28.06 [12]	1:12.18 [12]	0:56.90 [12]	0:42.11 [11]
	(13)	T S Chmiel	8.7L (+22)	0:42.11	1980 - 1800 (0:12.51)	(0:12.51)	(0:14.70)	(0:16.00)	(0:15.37)	(0:15.88)	0:15.28	(0:14.79)	0:14.41
9	9	Wish Me Luck	2:26.66	0:27.54	58.1 (1980 - 1800)	2:26.66	2:15.31 [3]	2:00.72 [5]	1:44.80 [5]	1:29.37 [5]	1:13.47 [4]	0:58.13 [4]	0:43.38 [4]
	(9)	B N Orange	8.8L (+17)	0:43.38	1980 - 1800 (0:11.35)	(0:11.35)	(0:14.59)	(0:15.92)	(0:15.43)	(0:15.90)	(0:15.34)	0:14.75	(0:14.84)
10	7	Dance Till Dawn	2:26.76	0:29.06	55.7 (1980 - 1800)	2:26.76	2:14.77 [13]	1:59.42 [13]	1:43.22 [13]	1:27.87 [13]	1:12.00 [13]	0:56.69 [13]	0:41.90 [13]
	(7)	R T May	9.3L (+24)	0:41.90	1980 - 1800 (0:11.99)	(0:11.99)	(0:15.35)	(0:16.20)	(0:15.35)	(0:15.87)	(0:15.31)	(0:14.79)	(0:14.49)

[ ] Position in running at each section and finish  
 TAB# Saddle cloth number  
 -:-:- No data available at this section  
 BAR# Barrier/Gate Position  
 NA No data available  
 DNF Did not finish  
 DNT Did not track  
 DT-W Distance travelled compared to winner in metres

Fastest split  
 Fastest section



NZ Metropolitan Trotting Club Inc Harness  
 Race 11: AVON CITY FORD MOBILE PACE - 1980m  
 11 November 2025 - 5:46PM



Weather: Overcast

Field Times (Race Tempo)      2:25.04 (0:10.96)    2:14.08 (0:14.27)    1:59.81 (0:15.69)    1:44.12 (0:15.55)    1:28.57 (0:15.94)    1:12.64 (0:15.55)    0:57.09 (0:14.95)    0:42.14 (0:14.77)

Rank	TAB#	Horse	Overall Time	First 400m	Top Speed km/h (Section)	L1980	L1800	L1600	L1400	L1200	L1000	L800	L600
	(BAR#)	Driver	Margin (DT-W)	Last 600m	Fastest Section (Time)	Start - 1800	1800 - 1600	1600 - 1400	1400 - 1200	1200 - 1000	1000 - 800	800 - 600	600 - 400
11	10	Bazooka	2:27.26	0:28.75	55.0 (1980 - 1800)	2:27.26	2:14.68 [11]	2:00.13 [11]	1:44.18 [10]	1:29.02 [10]	1:13.23 [11]	0:57.71 [11]	0:42.78 [12]
	(10)	S J Ottley	12L (+1)	0:42.78	1980 - 1800 (0:12.58)	(0:12.58)	(0:14.55)	(0:15.95)	(0:15.16)	(0:15.79)	(0:15.52)	(0:14.93)	(0:14.72)
12	4	Rock Or Bust	2:27.31	0:27.88	56.8 (1980 - 1800)	2:27.31	2:15.81 [6]	2:01.03 [7]	1:45.09 [7]	1:29.67 [7]	1:13.80 [6]	0:58.47 [6]	0:43.71 [6]
	(4)	G W Dixon	12.3L (+21)	0:43.71	1980 - 1800 (0:11.50)	(0:11.50)	(0:14.78)	(0:15.94)	(0:15.42)	(0:15.87)	(0:15.33)	(0:14.76)	(0:14.74)
13	12	Tabasco	2:27.48	0:28.47	55.5 (1980 - 1800)	2:27.48	2:15.32 [10]	2:00.62 [10]	1:44.62 [11]	1:29.23 [11]	1:13.37 [10]	0:58.06 [10]	0:43.29 [9]
	(12)	Brad Williamson	13.2L (+28)	0:43.29	1980 - 1800 (0:12.16)	(0:12.16)	(0:14.70)	(0:16.00)	(0:15.39)	(0:15.86)	(0:15.31)	(0:14.77)	(0:14.55)

- [ ] Position in running at each section and finish    TAB# Saddle cloth number
- :-:- No data available at this section                    BAR# Barrier/Gate Position
- NA No data available    DNF Did not finish
- DNT Did not track     DT-W Distance travelled compared to winner in metres

- Fastest split
- Fastest section



NZ Metropolitan Trotting Club Inc Harness  
 Race 11: AVON CITY FORD MOBILE PACE - 1980m  
 11 November 2025 - 5:46PM



Weather: Overcast

Field Times                      0:27.37      0:13.47  
 (Race Tempo)                    (0:13.90)    (0:13.47)

Rank	TAB#	Horse	Overall Time	First 400m	Top Speed km/h (Section)	L400	L200						
	(BAR#)	Driver	Margin (DT-W)	Last 600m	Fastest Section (Time)	400 - 200	200 - Finish						
1	5	It's Tough	2:25.04	0:27.13	58.4 (1980 - 1800)	0:25.58 [2]	0:13.18 [1]						
	(5)	John R Dunn		0:41.85	1980 - 1800 (0:11.01)	(0:13.91)	(0:13.18)						
2	8	Sideshow Bruce	2:25.05	0:26.78	59.3 (1980 - 1800)	0:25.23 [1]	0:13.48 [2]						
	(8)	R J Butt	0L (+1)	0:42.16	1980 - 1800 (0:10.96)	(0:13.91)	(0:13.48)						
3	3	Amass	2:26.10	0:27.51	58.1 (1980 - 1800)	0:25.95 [3]	0:13.74 [3]						
	(3)	J C Morrison	5.8L (+1)	0:42.61	1980 - 1800 (0:11.23)	(0:14.10)	(0:13.74)						
4	1	Double Jeopardy	2:26.20	0:27.86	55.9 (1980 - 1800)	0:26.29 [7]	0:13.46 [4]						
	(1)	T M Williams	6.3L (+6)	0:42.37	1980 - 1800 (0:11.61)	(0:14.19)	(0:13.46)						
5	11	Here's Herbie	2:26.46	0:28.22	56.3 (1980 - 1800)	0:26.64 [8]	0:13.67 [5]						
	(11)	C J DeFilippi	7.7L (+1)	0:42.33	1980 - 1800 (0:12.03)	(0:13.93)	(0:13.67)						
6	2	Bryce's Meddle	2:26.52	0:28.18	55.3 (1980 - 1800)	0:26.58 [9]	0:13.67 [6]						
	(2)	R E Harrison	8L (+23)	0:42.63	1980 - 1800 (0:11.87)	(0:14.29)	(0:13.67)						
7	6	Magician	2:26.61	0:27.62	56.0 (1980 - 1800)	0:26.07 [4]	0:14.18 [7]						
	(6)	C J Dalgety	8.5L (+20)	0:43.61	1980 - 1800 (0:11.58)	(0:14.62)	(0:14.18)						
8	13	Miki Bennett	2:26.64	0:28.83	54.2 (600-400)	0:27.22 [10]	0:13.70 [8]						
	(13)	T S Chmiel	8.7L (+22)	0:42.11	1980 - 1800 (0:12.51)	(0:14.00)	(0:13.70)						
9	9	Wish Me Luck	2:26.66	0:27.54	58.1 (1980 - 1800)	0:25.94 [5]	0:14.15 [9]						
	(9)	B N Orange	8.8L (+17)	0:43.38	1980 - 1800 (0:11.35)	(0:14.39)	(0:14.15)						
10	7	Dance Till Dawn	2:26.76	0:29.06	55.7 (1980 - 1800)	0:27.34 [12]	0:13.52 [10]						
	(7)	R T May	9.3L (+24)	0:41.90	1980 - 1800 (0:11.99)	(0:13.89)	(0:13.52)						

- [ ] Position in running at each section and finish    TAB# Saddle cloth number
- :-:- No data available at this section                    BAR# Barrier/Gate Position
- NA No data available    DNF Did not finish
- DNT Did not track    DT-W Distance travelled compared to winner in metres

- Fastest split
- Fastest section



NZ Metropolitan Trotting Club Inc Harness  
 Race 11: AVON CITY FORD MOBILE PACE - 1980m

11 November 2025 - 5:46PM



Weather: Overcast

Field Times                    0:27.37    0:13.47  
 (Race Tempo)                (0:13.90)   (0:13.47)

Rank	TAB#	Horse	Overall Time	First 400m	Top Speed km/h (Section)	L400	L200						
	(BAR#)	Driver	Margin (DT-W)	Last 600m	Fastest Section (Time)	400 - 200	200 - Finish						
11	10	Bazooka	2:27.26	0:28.75	55.0 (1980 - 1800)	0:27.14 [13]	0:13.91 [11]						
	(10)	S J Ottley	12L (+1)	0:42.78	1980 - 1800 (0:12.58)	(0:14.15)	(0:13.91)						
12	4	Rock Or Bust	2:27.31	0:27.88	56.8 (1980 - 1800)	0:26.28 [6]	0:14.70 [12]						
	(4)	G W Dixon	12.3L (+21)	0:43.71	1980 - 1800 (0:11.50)	(0:14.27)	(0:14.70)						
13	12	Tabasco	2:27.48	0:28.47	55.5 (1980 - 1800)	0:26.86 [11]	0:14.27 [13]						
	(12)	Brad Williamson	13.2L (+28)	0:43.29	1980 - 1800 (0:12.16)	(0:14.47)	(0:14.27)						

- [ ] Position in running at each section and finish    TAB# Saddle cloth number
- :--:-- No data available at this section                BAR# Barrier/Gate Position
- NA No data available                                        DNF Did not finish
- DNT Did not track     DT-W Distance travelled compared to winner in metres

- Fastest split
- Fastest section

Horse/Jockey Name	It's Tough/John R Dunn
Finish Rank	1
Fastest Section Time (Section)	0:11.01 (1980 - 1800)
Top Speed [km/h] (Section)	58.4 (1980 - 1800)
Race State	Finished



NZ Metropolitan Trotting Club Inc Harness

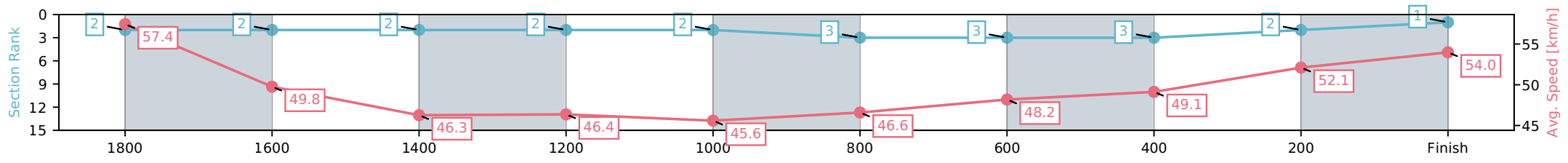
Race 11: AVON CITY FORD MOBILE PACE - 1980m

11 November 2025 - 5:46PM

Weather: Overcast



Section	L1980	L1800	L1600	L1400	L1200	L1000	L800	L600	L400	L200
Section Times	2:25.04 (0:11.01)	2:11.87 [2] (0:14.57)	1:57.96 [2] (0:15.68)	1:43.19 [2] (0:15.53)	1:28.25 [2] (0:15.91)	1:12.71 [3] (0:15.54)	0:56.79 [3] (0:14.95)	0:41.26 [3] (0:14.76)	0:25.58 [2] (0:13.91)	0:11.02 [1] (0:13.18)
Average Speed [km/h]	57.4	49.8	46.3	46.4	45.6	46.6	48.2	49.1	52.1	54.0
Top Speed [km/h]	58.4	55.4	47.3	47.1	46.4	47.7	49.0	49.7	55.7	55.8
Avg. Dist. to Rail [m]	6.5	1.3	1.1	2.3	1.0	0.8	1.2	1.2	1.2	1.5



[ ] Ranking at each section and finish  
 -:-:- No data available at this section  
 NA No data available

Horse/Jockey Name	Sideshow Bruce/R J Butt
Finish Rank	2
Fastest Section Time (Section)	0:10.96 (1980 - 1800)
Top Speed [km/h] (Section)	59.3 (1980 - 1800)
Race State	Finished



NZ Metropolitan Trotting Club Inc Harness

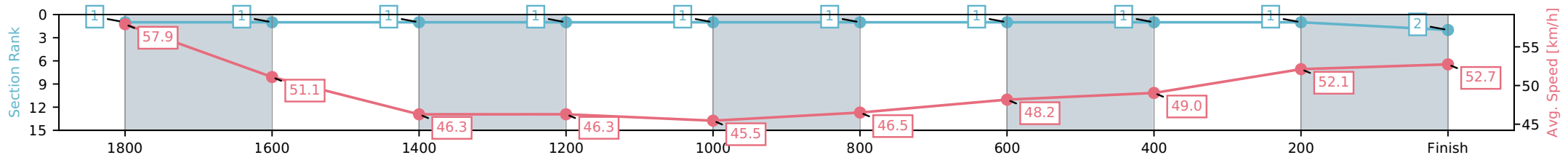
Race 11: AVON CITY FORD MOBILE PACE - 1980m

11 November 2025 - 5:46PM

Weather: Overcast



Section	L1980	L1800	L1600	L1400	L1200	L1000	L800	L600	L400	L200
Section Times	2:25.05 (0:10.96)	2:11.57 [1] (0:14.26)	1:57.67 [1] (0:15.70)	1:42.90 [1] (0:15.54)	1:27.95 [1] (0:15.94)	1:12.41 [1] (0:15.55)	0:56.47 [1] (0:14.94)	0:40.92 [1] (0:14.77)	0:25.23 [1] (0:13.91)	0:10.96 [2] (0:13.48)
Average Speed [km/h]	57.9	51.1	46.3	46.3	45.5	46.5	48.2	49.0	52.1	52.7
Top Speed [km/h]	59.3	55.9	47.4	47.1	46.4	47.6	48.9	49.3	54.5	54.5
Avg. Dist. to Rail [m]	10.9	2.3	1.3	2.4	0.8	0.6	1.0	1.0	1.3	3.0



[ ] Ranking at each section and finish  
 -:-:- No data available at this section  
 NA No data available

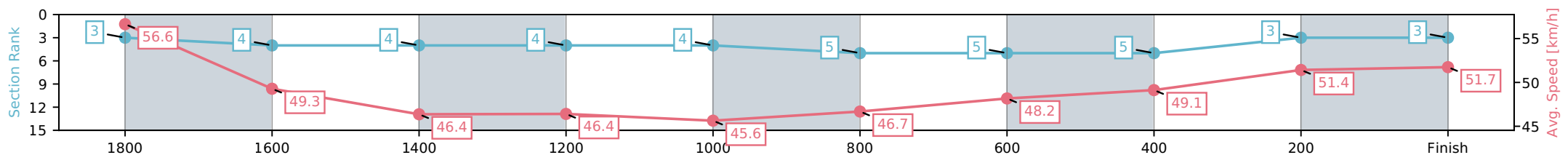
Horse/Jockey Name	Amass/J C Morrison
Finish Rank	3
Fastest Section Time (Section)	0:11.23 (1980 - 1800)
Top Speed [km/h] (Section)	58.1 (1980 - 1800)
Race State	Finished



NZ Metropolitan Trotting Club Inc Harness  
 Race 11: AVON CITY FORD MOBILE PACE - 1980m  
 11 November 2025 - 5:46PM  
 Weather: Overcast



Section	L1980	L1800	L1600	L1400	L1200	L1000	L800	L600	L400	L200
Section Times	2:26.10 (0:11.23)	2:12.36 [4] (0:14.71)	1:58.27 [4] (0:15.65)	1:43.50 [4] (0:15.51)	1:28.55 [4] (0:15.91)	1:13.02 [5] (0:15.53)	0:57.10 [5] (0:14.95)	0:41.60 [5] (0:14.77)	0:25.95 [3] (0:14.10)	0:11.24 [3] (0:13.74)
Average Speed [km/h]	56.6	49.3	46.4	46.4	45.6	46.7	48.2	49.1	51.4	51.7
Top Speed [km/h]	58.1	53.9	47.0	47.3	46.5	47.7	48.9	49.7	54.2	54.2
Avg. Dist. to Rail [m]	3.7	1.0	1.2	2.3	1.1	1.0	1.2	1.2	1.2	3.7



[ ] Ranking at each section and finish  
 -:-:- No data available at this section  
 NA No data available

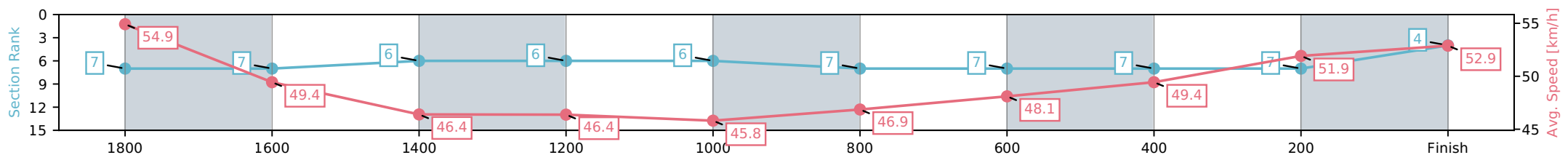
Horse/Jockey Name	Double Jeopardy/T M Williams
Finish Rank	4
Fastest Section Time (Section)	0:11.61 (1980 - 1800)
Top Speed [km/h] (Section)	55.9 (1980 - 1800)
Race State	Finished



NZ Metropolitan Trotting Club Inc Harness  
 Race 11: AVON CITY FORD MOBILE PACE - 1980m  
 11 November 2025 - 5:46PM  
 Weather: Overcast



Section	L1980	L1800	L1600	L1400	L1200	L1000	L800	L600	L400	L200
Section Times	2:26.20 (0:11.61)	2:12.75 [7] (0:14.67)	1:58.56 [6] (0:15.67)	1:43.83 [6] (0:15.53)	1:28.87 [6] (0:15.88)	1:13.36 [7] (0:15.50)	0:57.48 [7] (0:14.97)	0:41.95 [7] (0:14.72)	0:26.29 [7] (0:14.19)	0:11.61 [4] (0:13.46)
Average Speed [km/h]	54.9	49.4	46.4	46.4	45.8	46.9	48.1	49.4	51.9	52.9
Top Speed [km/h]	55.9	53.5	47.1	47.1	47.1	47.9	48.8	50.3	53.2	53.9
Avg. Dist. to Rail [m]	1.8	1.3	1.4	2.5	1.3	1.2	1.5	1.6	3.5	2.9



[ ] Ranking at each section and finish  
 -:-:- No data available at this section  
 NA No data available

Horse/Jockey Name	Here's Herbie/C J DeFilippi
Finish Rank	5
Fastest Section Time (Section)	0:12.03 (1980 - 1800)
Top Speed [km/h] (Section)	56.3 (1980 - 1800)
Race State	Finished



NZ Metropolitan Trotting Club Inc Harness

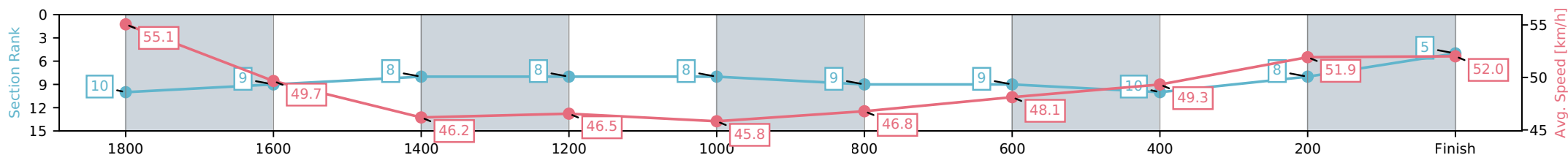
Race 11: AVON CITY FORD MOBILE PACE - 1980m

11 November 2025 - 5:46PM

Weather: Overcast



Section	L1980	L1800	L1600	L1400	L1200	L1000	L800	L600	L400	L200
Section Times	2:26.46 (0:12.03)	2:12.80 [9] (0:14.60)	1:58.86 [8] (0:15.72)	1:44.14 [8] (0:15.46)	1:29.17 [8] (0:15.86)	1:13.67 [9] (0:15.49)	0:57.82 [9] (0:14.97)	0:42.35 [10] (0:14.73)	0:26.64 [8] (0:13.93)	0:12.04 [5] (0:13.67)
Average Speed [km/h]	55.1	49.7	46.2	46.5	45.8	46.8	48.1	49.3	51.9	52.0
Top Speed [km/h]	56.3	54.5	46.7	47.2	47.0	48.3	49.0	50.2	54.1	54.4
Avg. Dist. to Rail [m]	1.7	1.1	1.2	2.5	1.2	1.0	1.5	1.4	0.9	1.3



- [ ] Ranking at each section and finish
- :-:- No data available at this section
- NA No data available

Horse/Jockey Name	Bryce's Meddle/R E Harrison
Finish Rank	6
Fastest Section Time (Section)	0:11.87 (1980 - 1800)
Top Speed [km/h] (Section)	55.3 (1980 - 1800)
Race State	Finished



NZ Metropolitan Trotting Club Inc Harness

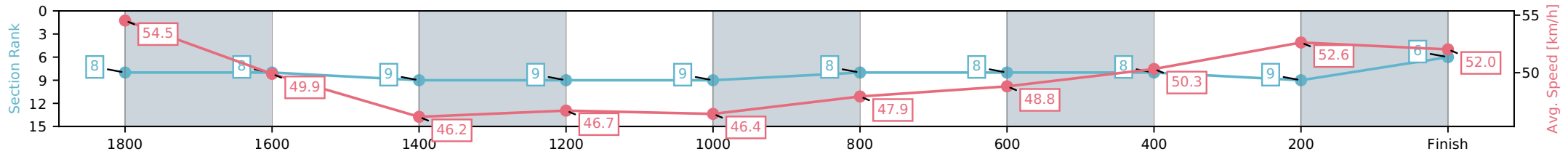
Race 11: AVON CITY FORD MOBILE PACE - 1980m

11 November 2025 - 5:46PM

Weather: Overcast



Section	L1980	L1800	L1600	L1400	L1200	L1000	L800	L600	L400	L200
Section Times	2:26.52 (0:11.87)	2:12.85 [8] (0:14.71)	1:58.56 [9] (0:15.96)	1:43.89 [9] (0:15.41)	1:29.14 [9] (0:15.87)	1:13.83 [8] (0:15.32)	0:57.96 [8] (0:14.75)	0:42.54 [8] (0:14.67)	0:26.58 [9] (0:14.29)	0:11.88 [6] (0:13.67)
Average Speed [km/h]	54.5	49.9	46.2	46.7	46.4	47.9	48.8	50.3	52.6	52.0
Top Speed [km/h]	55.3	53.9	46.8	48.2	48.0	48.6	49.5	52.4	53.4	53.3
Avg. Dist. to Rail [m]	3.3	2.8	3.2	4.4	2.9	2.7	3.1	3.4	6.6	9.3



- [ ] Ranking at each section and finish
- :-:- No data available at this section
- NA No data available

Horse/Jockey Name	Magician/C J Dalgety
Finish Rank	7
Fastest Section Time (Section)	0:11.58 (1980 - 1800)
Top Speed [km/h] (Section)	56.0 (1980 - 1800)
Race State	Finished



NZ Metropolitan Trotting Club Inc Harness

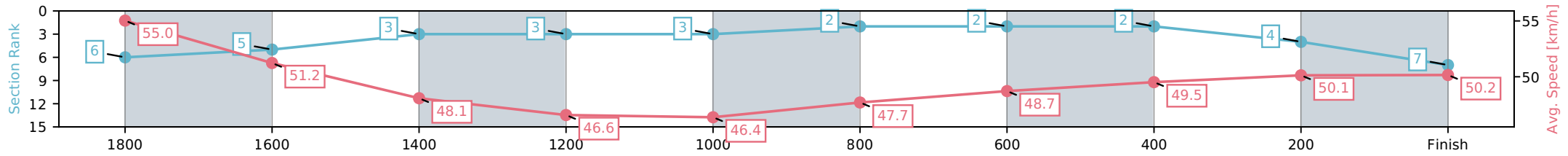
Race 11: AVON CITY FORD MOBILE PACE - 1980m

11 November 2025 - 5:46PM

Weather: Overcast



Section	L1980	L1800	L1600	L1400	L1200	L1000	L800	L600	L400	L200
Section Times	2:26.61 (0:11.58)	2:12.44 [5] (0:14.49)	1:57.82 [3] (0:15.46)	1:43.00 [3] (0:15.47)	1:28.22 [3] (0:15.86)	1:12.86 [2] (0:15.36)	0:57.00 [2] (0:14.78)	0:41.54 [2] (0:14.81)	0:26.07 [4] (0:14.62)	0:11.58 [7] (0:14.18)
Average Speed [km/h]	55.0	51.2	48.1	46.6	46.4	47.7	48.7	49.5	50.1	50.2
Top Speed [km/h]	56.0	53.5	49.8	47.2	47.8	48.4	49.0	49.9	52.1	52.0
Avg. Dist. to Rail [m]	8.6	4.5	4.2	4.0	2.6	2.4	2.9	2.7	2.7	5.1



- [ ] Ranking at each section and finish
- :-:- No data available at this section
- NA No data available

Horse/Jockey Name	Miki Bennett/T S Chmiel
Finish Rank	8
Fastest Section Time (Section)	0:12.51 (1980 - 1800)
Top Speed [km/h] (Section)	54.2 (600-400)
Race State	Finished



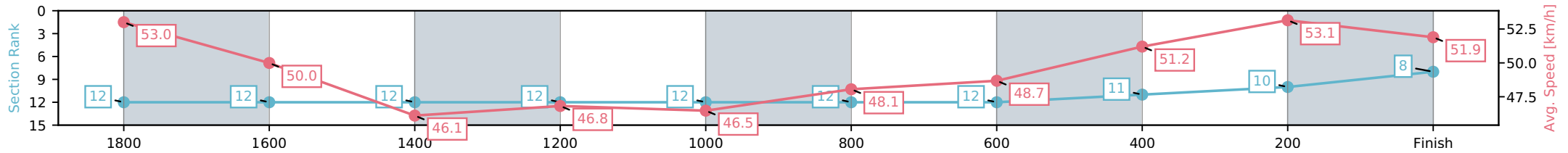
NZ Metropolitan Trotting Club Inc Harness  
 Race 11: AVON CITY FORD MOBILE PACE - 1980m



11 November 2025 - 5:46PM

Weather: Overcast

Section	L1980	L1800	L1600	L1400	L1200	L1000	L800	L600	L400	L200
Section Times	2:26.64 (0:12.51)	2:12.94 [12] (0:14.70)	1:58.95 [12] (0:16.00)	1:44.54 [12] (0:15.37)	1:29.75 [12] (0:15.88)	1:14.46 [12] (0:15.28)	0:58.59 [12] (0:14.79)	0:43.22 [11] (0:14.41)	0:27.22 [10] (0:14.00)	0:12.51 [8] (0:13.70)
Average Speed [km/h]	53.0	50.0	46.1	46.8	46.5	48.1	48.7	51.2	53.1	51.9
Top Speed [km/h]	54.0	53.8	46.9	48.0	47.8	48.7	49.8	54.2	54.2	52.8
Avg. Dist. to Rail [m]	5.4	3.1	3.2	4.3	3.0	2.7	3.0	3.3	5.0	4.0



- [ ] Ranking at each section and finish
- :-:- No data available at this section
- NA No data available

Horse/Jockey Name	Wish Me Luck/B N Orange
Finish Rank	9
Fastest Section Time (Section)	0:11.35 (1980 - 1800)
Top Speed [km/h] (Section)	58.1 (1980 - 1800)
Race State	Finished



NZ Metropolitan Trotting Club Inc Harness

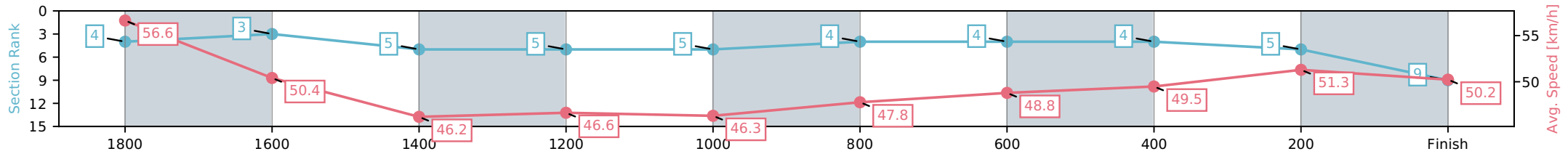
Race 11: AVON CITY FORD MOBILE PACE - 1980m

11 November 2025 - 5:46PM

Weather: Overcast



Section	L1980	L1800	L1600	L1400	L1200	L1000	L800	L600	L400	L200
Section Times	2:26.66 (0:11.35)	2:12.51 [3] (0:14.59)	1:58.12 [5] (0:15.92)	1:43.28 [5] (0:15.43)	1:28.53 [5] (0:15.90)	1:13.20 [4] (0:15.34)	0:57.30 [4] (0:14.75)	0:41.86 [4] (0:14.84)	0:25.94 [5] (0:14.39)	0:11.36 [9] (0:14.15)
Average Speed [km/h]	56.6	50.4	46.2	46.6	46.3	47.8	48.8	49.5	51.3	50.2
Top Speed [km/h]	58.1	56.4	47.1	47.4	48.3	48.5	49.2	50.1	52.5	51.7
Avg. Dist. to Rail [m]	13.3	3.5	2.9	4.1	2.7	2.4	2.9	2.8	3.9	6.7



- [ ] Ranking at each section and finish
- :-:- No data available at this section
- NA No data available

Horse/Jockey Name	Dance Till Dawn/R T May
Finish Rank	10
Fastest Section Time (Section)	0:11.99 (1980 - 1800)
Top Speed [km/h] (Section)	55.7 (1980 - 1800)
Race State	Finished



NZ Metropolitan Trotting Club Inc Harness

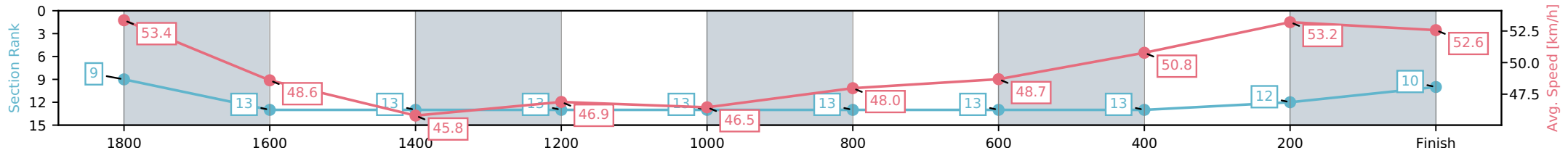
Race 11: AVON CITY FORD MOBILE PACE - 1980m

11 November 2025 - 5:46PM

Weather: Overcast



Section	L1980	L1800	L1600	L1400	L1200	L1000	L800	L600	L400	L200
Section Times	2:26.76 (0:11.99)	2:13.25 [13] (0:15.35)	1:59.36 [13] (0:16.20)	1:44.87 [13] (0:15.35)	1:30.07 [13] (0:15.87)	1:14.76 [13] (0:15.31)	0:58.89 [13] (0:14.79)	0:43.54 [13] (0:14.49)	0:27.34 [12] (0:13.89)	0:12.00 [10] (0:13.52)
Average Speed [km/h]	53.4	48.6	45.8	46.9	46.5	48.0	48.7	50.8	53.2	52.6
Top Speed [km/h]	55.7	51.1	46.7	48.2	47.8	48.8	49.6	52.8	53.8	53.9
Avg. Dist. to Rail [m]	10.5	5.3	3.7	4.3	2.9	2.7	3.0	3.1	3.5	2.5



- [ ] Ranking at each section and finish
- :-:- No data available at this section
- NA No data available

Horse/Jockey Name	Bazooka/S J Ottley
Finish Rank	11
Fastest Section Time (Section)	0:12.58 (1980 - 1800)
Top Speed [km/h] (Section)	55.0 (1980 - 1800)
Race State	Finished



NZ Metropolitan Trotting Club Inc Harness

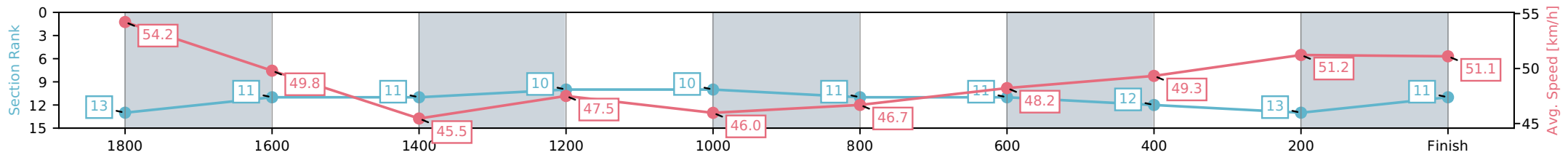
Race 11: AVON CITY FORD MOBILE PACE - 1980m

11 November 2025 - 5:46PM

Weather: Overcast



Section	L1980	L1800	L1600	L1400	L1200	L1000	L800	L600	L400	L200
Section Times	2:27.26 (0:12.58)	2:13.35 [11] (0:14.55)	1:59.20 [11] (0:15.95)	1:44.49 [10] (0:15.16)	1:29.55 [10] (0:15.79)	1:14.03 [11] (0:15.52)	0:58.24 [11] (0:14.93)	0:43.09 [12] (0:14.72)	0:27.14 [13] (0:14.15)	0:12.58 [11] (0:13.91)
Average Speed [km/h]	54.2	49.8	45.5	47.5	46.0	46.7	48.2	49.3	51.2	51.1
Top Speed [km/h]	55.0	53.7	47.5	48.4	46.9	48.0	49.1	50.1	52.6	53.0
Avg. Dist. to Rail [m]	1.3	1.1	1.0	2.1	1.0	1.0	1.4	1.3	1.1	1.2



- [ ] Ranking at each section and finish
- :-:- No data available at this section
- NA No data available

Horse/Jockey Name	Rock Or Bust/G W Dixon
Finish Rank	12
Fastest Section Time (Section)	0:11.50 (1980 - 1800)
Top Speed [km/h] (Section)	56.8 (1980 - 1800)
Race State	Finished



NZ Metropolitan Trotting Club Inc Harness

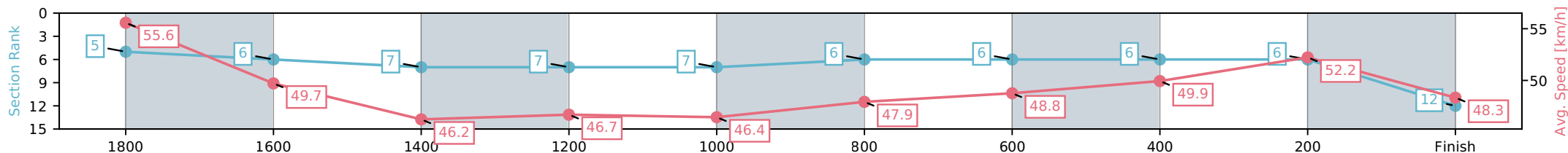
Race 11: AVON CITY FORD MOBILE PACE - 1980m

11 November 2025 - 5:46PM

Weather: Overcast



Section	L1980	L1800	L1600	L1400	L1200	L1000	L800	L600	L400	L200
Section Times	2:27.31 (0:11.50)	2:12.62 [6] (0:14.78)	1:58.35 [7] (0:15.94)	1:43.61 [7] (0:15.42)	1:28.84 [7] (0:15.87)	1:13.51 [6] (0:15.33)	0:57.64 [6] (0:14.76)	0:42.22 [6] (0:14.74)	0:26.28 [6] (0:14.27)	0:11.51 [12] (0:14.70)
Average Speed [km/h]	55.6	49.7	46.2	46.7	46.4	47.9	48.8	49.9	52.2	48.3
Top Speed [km/h]	56.8	55.0	47.0	48.0	47.9	48.5	49.2	51.4	52.5	51.6
Avg. Dist. to Rail [m]	5.6	3.0	3.1	4.2	2.9	2.7	3.0	3.0	5.3	7.8



- [ ] Ranking at each section and finish
- :-:- No data available at this section
- NA No data available

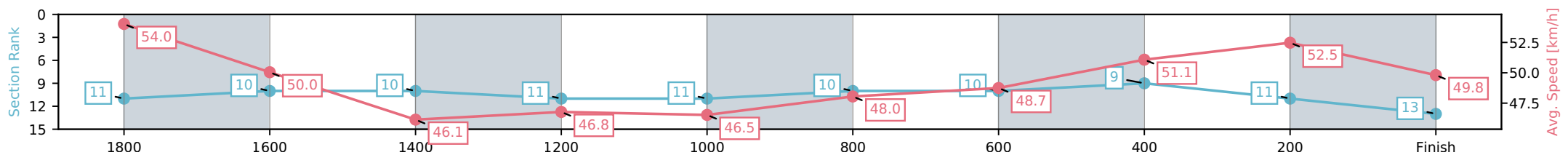
Horse/Jockey Name	Tabasco/Brad Williamson
Finish Rank	13
Fastest Section Time (Section)	0:12.16 (1980 - 1800)
Top Speed [km/h] (Section)	55.5 (1980 - 1800)
Race State	Finished



NZ Metropolitan Trotting Club Inc Harness  
 Race 11: AVON CITY FORD MOBILE PACE - 1980m  
 11 November 2025 - 5:46PM  
 Weather: Overcast



Section	L1980	L1800	L1600	L1400	L1200	L1000	L800	L600	L400	L200
Section Times	2:27.48 (0:12.16)	2:13.22 [10] (0:14.70)	1:58.75 [10] (0:16.00)	1:44.20 [11] (0:15.39)	1:29.43 [11] (0:15.86)	1:14.11 [10] (0:15.31)	0:58.26 [10] (0:14.77)	0:42.87 [9] (0:14.55)	0:26.86 [11] (0:14.47)	0:12.16 [13] (0:14.27)
Average Speed [km/h]	54.0	50.0	46.1	46.8	46.5	48.0	48.7	51.1	52.5	49.8
Top Speed [km/h]	55.5	54.1	47.1	48.0	47.9	48.8	49.7	53.1	52.9	51.9
Avg. Dist. to Rail [m]	4.6	3.0	3.3	4.5	3.1	2.9	3.2	4.1	8.0	8.0



[ ] Ranking at each section and finish  
 -:-:- No data available at this section  
 NA No data available