



NZ Metropolitan Trotting Club Inc Harness  
 Race 13: GOLD BAND TAXIS MOBILE PACE - 1980m  
 11 November 2025 - 6:33PM



Weather: Overcast

Field Times (Race Tempo) 2:25.89 (0:11.29) 2:14.60 (0:14.30) 2:00.30 (0:16.37) 1:43.93 (0:15.71) 1:28.21 (0:15.07) 1:13.14 (0:15.68) 0:57.47 (0:14.29) 0:43.17 (0:14.31)

Rank	TAB#	Horse	Overall Time	First 400m	Top Speed km/h (Section)	L1980	L1800	L1600	L1400	L1200	L1000	L800	L600
	(BAR#)	Driver	Margin (DT-W)	Last 600m	Fastest Section (Time)	Start - 1800	1800 - 1600	1600 - 1400	1400 - 1200	1200 - 1000	1000 - 800	800 - 600	600 - 400
1	6	J T Boe	2:25.89	0:27.98	55.7 (1980 - 1800)	2:25.89	2:14.15 [5]	1:59.46 [2]	1:43.75 [2]	1:28.18 [1]	1:13.15 [1]	0:57.47 [1]	0:43.18 [2]
	(6)	T M Williams		0:43.18	1980 - 1800 (0:11.74)	(0:11.74)	(0:14.69)	(0:15.71)	(0:15.57)	(0:15.03)	(0:15.68)	(0:14.29)	(0:14.34)
2	8	Esmeralda	2:26.18	0:28.27	56.0 (1980 - 1800)	2:26.18	2:14.57 [8]	1:59.42 [5]	1:43.67 [1]	1:28.51 [4]	1:13.02 [4]	0:57.36 [3]	0:43.10 [3]
	(8)	G D O'Reilly	1.6L (+11)	0:43.10	1980 - 1800 (0:11.61)	(0:11.61)	(0:15.15)	(0:15.75)	(0:15.16)	(0:15.49)	(0:15.66)	(0:14.26)	(0:14.26)
3	9	Radha	2:26.56	0:28.71	54.2 (1980 - 1800)	2:26.56	2:14.32 [12]	1:59.34 [8]	1:43.70 [3]	1:28.65 [2]	1:13.71 [2]	0:58.12 [2]	0:43.83 [1]
	(9)	B N Orange	3.8L (+11)	0:43.83	1980 - 1800 (0:12.24)	(0:12.24)	(0:14.98)	(0:15.64)	(0:15.05)	(0:14.94)	(0:15.59)	(0:14.29)	(0:14.29)
4	7	Follow Your Dream	2:26.99	0:27.84	57.2 (1980 - 1800)	2:26.99	2:15.59 [4]	2:00.74 [6]	1:44.31 [6]	1:28.49 [7]	1:13.21 [8]	0:57.51 [7]	0:43.34 [4]
	(7)	John R Dunn	6.1L (+10)	0:43.34	1980 - 1800 (0:11.40)	(0:11.40)	(0:14.85)	(0:16.43)	(0:15.82)	(0:15.28)	(0:15.70)	(0:14.17)	(0:13.90)
5	11	Got You Covered	2:27.02	0:28.48	55.1 (1980 - 1800)	2:27.02	2:14.91 [9]	2:00.14 [11]	1:43.70 [10]	1:27.85 [10]	1:12.62 [12]	0:56.91 [11]	0:42.73 [10]
	(11)	O G Thornley	6.3L (+11)	0:42.73	1980 - 1800 (0:12.11)	(0:12.11)	(0:14.77)	(0:16.44)	(0:15.85)	(0:15.23)	(0:15.71)	(0:14.18)	(0:14.16)
6	12	Christies Art	2:27.06	0:28.79	54.0 (1980 - 1800)	2:27.06	2:14.63 [11]	1:59.90 [13]	1:43.39 [12]	1:27.52 [12]	1:12.36 [13]	0:56.62 [13]	0:42.47 [13]
	(12)	T S Chmiel	6.5L (+9)	0:42.47	1980 - 1800 (0:12.43)	(0:12.43)	(0:14.73)	(0:16.51)	(0:15.87)	(0:15.16)	(0:15.74)	(0:14.15)	(0:14.16)
7	5	Berrettini	2:27.07	0:29.01	54.4 (200-0)	2:27.07	2:14.90 [13]	1:59.69 [14]	1:43.17 [14]	1:27.18 [14]	1:12.07 [14]	0:56.29 [14]	0:42.25 [14]
	(5)	R D Close	6.6L (-6)	0:42.25	1980 - 1800 (0:12.17)	(0:12.17)	(0:15.21)	(0:16.52)	(0:15.99)	(0:15.11)	(0:15.78)	(0:14.04)	(0:13.94)
8	4	Teds Legacy	2:27.09	0:27.47	56.9 (1980 - 1800)	2:27.09	2:15.76 [2]	2:01.22 [3]	1:44.77 [4]	1:29.03 [5]	1:13.64 [6]	0:57.96 [5]	0:43.68 [5]
	(4)	J F Curtin	6.7L (+4)	0:43.68	1980 - 1800 (0:11.33)	(0:11.33)	(0:14.54)	(0:16.45)	(0:15.74)	(0:15.39)	(0:15.68)	(0:14.28)	(0:14.34)
9	3	I'm Rockin	2:27.09	0:27.64	57.3 (1980 - 1800)	2:27.09	2:15.69 [3]	2:01.00 [4]	1:44.72 [7]	1:28.54 [6]	1:13.44 [5]	0:58.03 [6]	0:43.64 [7]
	(3)	C R Ferguson	6.7L (-10)	0:43.64	1980 - 1800 (0:11.40)	(0:11.40)	(0:14.69)	(0:16.28)	(0:16.18)	(0:15.10)	(0:15.41)	(0:14.39)	(0:14.61)
10	2	Bettor Be Sharp	2:27.82	0:28.20	55.9 (1980 - 1800)	2:27.82	2:16.11 [7]	2:01.23 [9]	1:44.80 [8]	1:28.94 [8]	1:13.81 [10]	0:58.00 [9]	0:43.82 [9]
	(2)	S E O'Reilly	10.8L (+10)	0:43.82	1980 - 1800 (0:11.71)	(0:11.71)	(0:14.88)	(0:16.43)	(0:15.86)	(0:15.13)	(0:15.81)	(0:14.18)	(0:14.10)

[ ] Position in running at each section and finish  
 TAB# Saddle cloth number  
 -:-:- No data available at this section  
 BAR# Barrier/Gate Position  
 NA No data available  
 DNF Did not finish  
 DNT Did not track  
 DT-W Distance travelled compared to winner in metres

Fastest split  
 Fastest section



NZ Metropolitan Trotting Club Inc Harness  
 Race 13: GOLD BAND TAXIS MOBILE PACE - 1980m  
 11 November 2025 - 6:33PM



Weather: Overcast

Field Times (Race Tempo) 2:25.89 (0:11.29) 2:14.60 (0:14.30) 2:00.30 (0:16.37) 1:43.93 (0:15.71) 1:28.21 (0:15.07) 1:13.14 (0:15.68) 0:57.47 (0:14.29) 0:43.17 (0:14.31)

Rank	TAB#	Horse	Overall Time	First 400m	Top Speed km/h (Section)	L1980	L1800	L1600	L1400	L1200	L1000	L800	L600
	(BAR#)	Driver	Margin (DT-W)	Last 600m	Fastest Section (Time)	Start - 1800	1800 - 1600	1600 - 1400	1400 - 1200	1200 - 1000	1000 - 800	800 - 600	600 - 400
11	10	Cardi B	2:27.97	0:28.02	55.7 (1980 - 1800)	2:27.97	2:16.04 [6]	2:01.52 [7]	1:45.27 [9]	1:29.01 [9]	1:13.88 [7]	0:58.61 [8]	0:44.23 [8]
	(10)	M J Williamson	11.6L (-7)	0:44.23	1980 - 1800 (0:11.93)	(0:11.93)	(0:14.52)	(0:16.25)	(0:16.26)	(0:15.13)	(0:15.27)	(0:14.38)	(0:14.36)
12	14	Tempo Warrior	2:28.70	0:28.60	53.0 (1800-1600)	2:28.70	2:15.93 [10]	2:01.63 [10]	1:45.58 [11]	1:29.17 [11]	1:14.11 [9]	0:58.99 [10]	0:44.57 [11]
	(14)	S J Ottley	15.6L (-13)	0:44.57	1980 - 1800 (0:12.77)	(0:12.77)	(0:14.30)	(0:16.05)	(0:16.41)	(0:15.06)	(0:15.12)	(0:14.42)	(0:14.38)
13	13	Amaretto Franco	2:29.24	0:29.16	55.7 (1980 - 1800)	2:29.24	2:15.65 [14]	2:01.59 [12]	1:45.68 [13]	1:29.37 [13]	1:14.30 [11]	0:59.19 [12]	0:44.87 [12]
	(13)	Craig D Thornley	18.6L (-7)	0:44.87	1980 - 1800 (0:13.59)	(0:13.59)	(0:14.06)	(0:15.91)	(0:16.31)	(0:15.07)	(0:15.11)	(0:14.32)	(0:14.20)
14	1	Caught The Eye	2:31.37	0:27.17	58.1 (1980 - 1800)	2:31.37	2:20.09 [1]	2:05.78 [1]	1:49.41 [5]	1:33.28 [3]	1:18.29 [3]	1:02.64 [4]	0:48.28 [6]
	(1)	G W Dixon	30.4L (-14)	0:48.28	1980 - 1800 (0:11.28)	(0:11.28)	(0:14.31)	(0:16.37)	(0:16.13)	(0:14.99)	(0:15.65)	(0:14.36)	(0:14.69)

[ ] Position in running at each section and finish  
 TAB# Saddle cloth number  
 -:-:- No data available at this section  
 BAR# Barrier/Gate Position  
 NA No data available  
 DNF Did not finish  
 DNT Did not track  
 DT-W Distance travelled compared to winner in metres

Fastest split  
 Fastest section



NZ Metropolitan Trotting Club Inc Harness  
Race 13: GOLD BAND TAXIS MOBILE PACE - 1980m

11 November 2025 - 6:33PM



Weather: Overcast

Field Times                      0:28.87      0:14.50  
(Race Tempo)                    (0:14.37)    (0:14.50)

Rank	TAB#	Horse	Overall Time	First 400m	Top Speed km/h (Section)	L400	L200						
	(BAR#)	Driver	Margin (DT-W)	Last 600m	Fastest Section (Time)	400 - 200	200 - Finish						
1	6	J T Boe	2:25.89	0:27.98	55.7 (1980 - 1800)	0:26.43 [1]	0:14.50 [1]						
	(6)	T M Williams		0:43.18	1980 - 1800 (0:11.74)	(0:14.34)	(0:14.50)						
2	8	Esmeralda	2:26.18	0:28.27	56.0 (1980 - 1800)	0:26.77 [3]	0:14.37 [2]						
	(8)	G D O'Reilly	1.6L (+11)	0:43.10	1980 - 1800 (0:11.61)	(0:14.47)	(0:14.37)						
3	9	Radha	2:26.56	0:28.71	54.2 (1980 - 1800)	0:27.22 [2]	0:15.10 [3]						
	(9)	B N Orange	3.8L (+11)	0:43.83	1980 - 1800 (0:12.24)	(0:14.44)	(0:15.10)						
4	7	Follow Your Dream	2:26.99	0:27.84	57.2 (1980 - 1800)	0:26.25 [4]	0:14.83 [4]						
	(7)	John R Dunn	6.1L (+10)	0:43.34	1980 - 1800 (0:11.40)	(0:14.61)	(0:14.83)						
5	11	Got You Covered	2:27.02	0:28.48	55.1 (1980 - 1800)	0:26.88 [10]	0:13.90 [5]						
	(11)	O G Thornley	6.3L (+11)	0:42.73	1980 - 1800 (0:12.11)	(0:14.67)	(0:13.90)						
6	12	Christies Art	2:27.06	0:28.79	54.0 (1980 - 1800)	0:27.16 [9]	0:14.05 [6]						
	(12)	T S Chmiel	6.5L (+9)	0:42.47	1980 - 1800 (0:12.43)	(0:14.26)	(0:14.05)						
7	5	Berrettini	2:27.07	0:29.01	54.4 (200-0)	0:27.39 [11]	0:13.78 [7]						
	(5)	R D Close	6.6L (-6)	0:42.25	1980 - 1800 (0:12.17)	(0:14.53)	(0:13.78)						
8	4	Teds Legacy	2:27.09	0:27.47	56.9 (1980 - 1800)	0:25.87 [5]	0:14.65 [8]						
	(4)	J F Curtin	6.7L (+4)	0:43.68	1980 - 1800 (0:11.33)	(0:14.69)	(0:14.65)						
9	3	I'm Rockin	2:27.09	0:27.64	57.3 (1980 - 1800)	0:26.09 [7]	0:14.32 [8]						
	(3)	C R Ferguson	6.7L (-10)	0:43.64	1980 - 1800 (0:11.40)	(0:14.71)	(0:14.32)						
10	2	Bettor Be Sharp	2:27.82	0:28.20	55.9 (1980 - 1800)	0:26.60 [8]	0:14.96 [10]						
	(2)	S E O'Reilly	10.8L (+10)	0:43.82	1980 - 1800 (0:11.71)	(0:14.76)	(0:14.96)						

- [ ] Position in running at each section and finish    TAB# Saddle cloth number
- :-:- No data available at this section                    BAR# Barrier/Gate Position
- NA No data available    DNF Did not finish
- DNT Did not track    DT-W Distance travelled compared to winner in metres

- Fastest split
- Fastest section



NZ Metropolitan Trotting Club Inc Harness  
Race 13: GOLD BAND TAXIS MOBILE PACE - 1980m

11 November 2025 - 6:33PM



Weather: Overcast

Field Times                      0:28.87      0:14.50  
(Race Tempo)                    (0:14.37)    (0:14.50)

Rank	TAB#	Horse	Overall Time	First 400m	Top Speed km/h (Section)	L400	L200						
	(BAR#)	Driver	Margin (DT-W)	Last 600m	Fastest Section (Time)	400 - 200	200 - Finish						
11	10	Cardi B	2:27.97	0:28.02	55.7 (1980 - 1800)	0:26.46 [6]	0:15.21 [11]						
	(10)	M J Williamson	11.6L (-7)	0:44.23	1980 - 1800 (0:11.93)	(0:14.66)	(0:15.21)						
12	14	Tempo Warrior	2:28.70	0:28.60	53.0 (1800-1600)	0:27.07 [14]	0:14.81 [12]						
	(14)	S J Ottley	15.6L (-13)	0:44.57	1980 - 1800 (0:12.77)	(0:15.38)	(0:14.81)						
13	13	Amaretto Franco	2:29.24	0:29.16	55.7 (1980 - 1800)	0:27.66 [12]	0:15.79 [13]						
	(13)	Craig D Thornley	18.6L (-7)	0:44.87	1980 - 1800 (0:13.59)	(0:14.88)	(0:15.79)						
14	1	Caught The Eye	2:31.37	0:27.17	58.1 (1980 - 1800)	0:25.59 [13]	0:17.54 [14]						
	(1)	G W Dixon	30.4L (-14)	0:48.28	1980 - 1800 (0:11.28)	(0:16.05)	(0:17.54)						

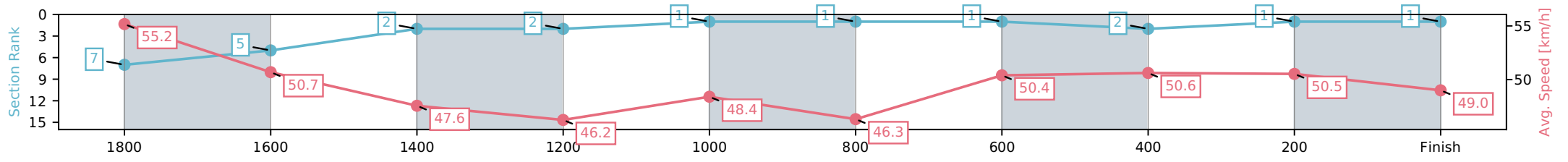
Horse/Jockey Name	J T Boe/T M Williams
Finish Rank	1
Fastest Section Time (Section)	0:11.74 (1980 - 1800)
Top Speed [km/h] (Section)	55.7 (1980 - 1800)
Race State	Finished



NZ Metropolitan Trotting Club Inc Harness  
 Race 13: GOLD BAND TAXIS MOBILE PACE - 1980m  
 11 November 2025 - 6:33PM  
 Weather: Overcast



Section	L1980	L1800	L1600	L1400	L1200	L1000	L800	L600	L400	L200
Section Times	2:25.89 (0:11.74)	2:11.39 [5] (0:14.69)	1:57.05 [2] (0:15.71)	1:42.72 [2] (0:15.57)	1:28.42 [1] (0:15.03)	1:12.75 [1] (0:15.68)	0:57.72 [1] (0:14.29)	0:42.14 [2] (0:14.34)	0:26.43 [1] (0:14.34)	0:11.74 [1] (0:14.50)
Average Speed [km/h]	55.2	50.7	47.6	46.2	48.4	46.3	50.4	50.6	50.5	49.0
Top Speed [km/h]	55.7	53.7	49.7	48.9	49.0	48.4	51.8	51.5	51.0	50.9
Avg. Dist. to Rail [m]	8.7	5.3	4.9	4.6	1.3	1.2	1.2	1.2	1.2	3.2



[ ] Ranking at each section and finish  
 -:-:- No data available at this section  
 NA No data available

Horse/Jockey Name	Esmeralda/G D O'Reilly
Finish Rank	2
Fastest Section Time (Section)	0:11.61 (1980 - 1800)
Top Speed [km/h] (Section)	56.0 (1980 - 1800)
Race State	Finished



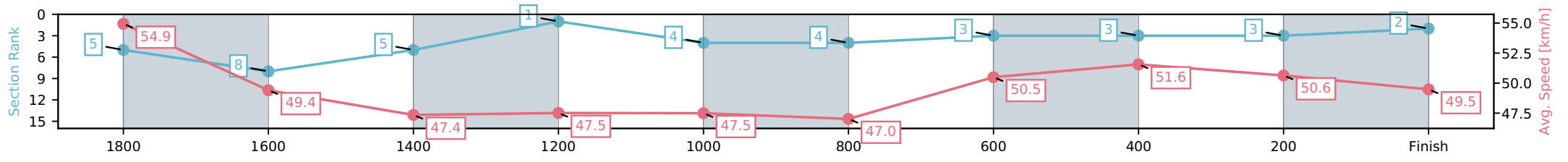
NZ Metropolitan Trotting Club Inc Harness  
 Race 13: GOLD BAND TAXIS MOBILE PACE - 1980m



11 November 2025 - 6:33PM

Weather: Overcast

Section	L1980	L1800	L1600	L1400	L1200	L1000	L800	L600	L400	L200
Section Times	2:26.18 (0:11.61)	2:11.82 [8] (0:15.15)	1:57.35 [5] (0:15.75)	1:43.08 [1] (0:15.16)	1:28.82 [4] (0:15.49)	1:13.17 [4] (0:15.66)	0:57.68 [3] (0:14.26)	0:42.51 [3] (0:14.26)	0:26.77 [3] (0:14.47)	0:11.62 [2] (0:14.37)
Average Speed [km/h]	54.9	49.4	47.4	47.5	47.5	47.0	50.5	51.6	50.6	49.5
Top Speed [km/h]	56.0	52.0	50.7	49.3	48.6	48.3	51.4	52.5	52.2	50.1
Avg. Dist. to Rail [m]	11.3	6.3	4.7	5.9	2.7	3.0	3.4	3.0	3.0	6.1



[ ] Ranking at each section and finish  
 -:-:- No data available at this section  
 NA No data available

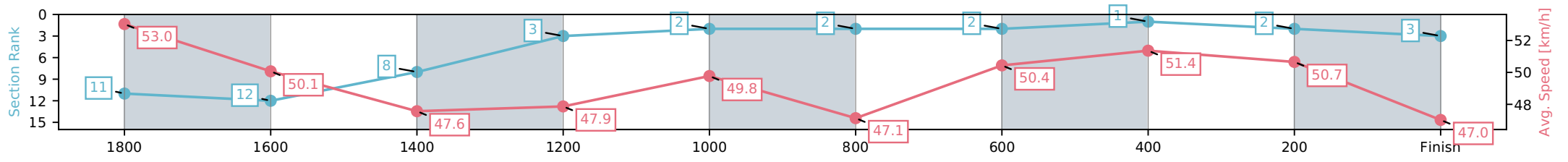
Horse/Jockey Name	Radha/B N Orange
Finish Rank	3
Fastest Section Time (Section)	0:12.24 (1980 - 1800)
Top Speed [km/h] (Section)	54.2 (1980 - 1800)
Race State	Finished



NZ Metropolitan Trotting Club Inc Harness  
 Race 13: GOLD BAND TAXIS MOBILE PACE - 1980m  
 11 November 2025 - 6:33PM  
 Weather: Overcast



Section	L1980	L1800	L1600	L1400	L1200	L1000	L800	L600	L400	L200
Section Times	2:26.56 (0:12.24)	2:11.47 [12] (0:14.98)	1:57.02 [8] (0:15.64)	1:42.73 [3] (0:15.05)	1:28.45 [2] (0:14.94)	1:12.85 [2] (0:15.59)	0:57.92 [2] (0:14.29)	0:42.87 [1] (0:14.29)	0:27.22 [2] (0:14.44)	0:12.24 [3] (0:15.10)
Average Speed [km/h]	53.0	50.1	47.6	47.9	49.8	47.1	50.4	51.4	50.7	47.0
Top Speed [km/h]	54.2	52.2	52.1	51.0	51.0	48.3	51.6	52.3	51.9	49.9
Avg. Dist. to Rail [m]	13.4	6.5	4.3	6.0	4.0	2.9	3.2	2.8	2.7	4.0



[ ] Ranking at each section and finish  
 -:-:- No data available at this section  
 NA No data available

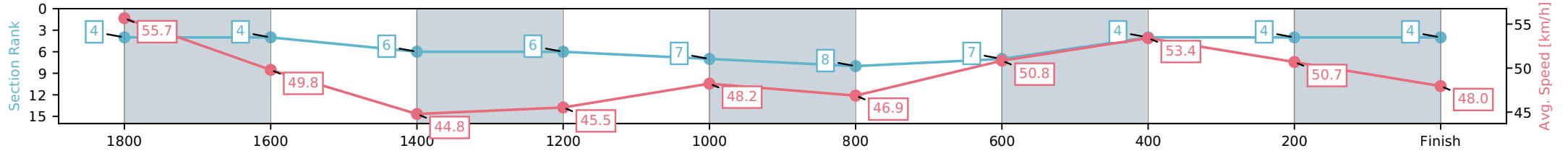
Horse/Jockey Name	Follow Your Dream/John R Dunn
Finish Rank	4
Fastest Section Time (Section)	0:11.40 (1980 - 1800)
Top Speed [km/h] (Section)	57.2 (1980 - 1800)
Race State	Finished



NZ Metropolitan Trotting Club Inc Harness  
 Race 13: GOLD BAND TAXIS MOBILE PACE - 1980m  
 11 November 2025 - 6:33PM  
 Weather: Overcast



Section	L1980	L1800	L1600	L1400	L1200	L1000	L800	L600	L400	L200
Section Times	2:26.99 (0:11.40)	2:12.16 [4] (0:14.85)	1:57.56 [6] (0:16.43)	1:43.65 [6] (0:15.82)	1:29.48 [7] (0:15.28)	1:13.78 [8] (0:15.70)	0:58.50 [7] (0:14.17)	0:42.68 [4] (0:13.90)	0:26.25 [4] (0:14.61)	0:11.41 [4] (0:14.83)
Average Speed [km/h]	55.7	49.8	44.8	45.5	48.2	46.9	50.8	53.4	50.7	48.0
Top Speed [km/h]	57.2	52.2	47.0	49.6	49.8	49.3	53.6	54.8	52.2	49.0
Avg. Dist. to Rail [m]	9.2	4.8	3.0	5.1	2.8	3.1	3.8	4.5	4.3	6.6



[ ] Ranking at each section and finish  
 -:-:- No data available at this section  
 NA No data available

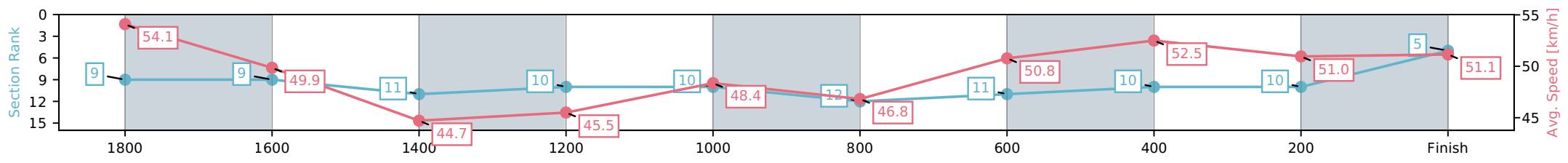
Horse/Jockey Name	Got You Covered/O G Thornley
Finish Rank	5
Fastest Section Time (Section)	0:12.11 (1980 - 1800)
Top Speed [km/h] (Section)	55.1 (1980 - 1800)
Race State	Finished



NZ Metropolitan Trotting Club Inc Harness  
 Race 13: GOLD BAND TAXIS MOBILE PACE - 1980m  
 11 November 2025 - 6:33PM  
 Weather: Overcast



Section	L1980	L1800	L1600	L1400	L1200	L1000	L800	L600	L400	L200
Section Times	2:27.02 (0:12.11)	2:13.12 [9] (0:14.77)	1:58.45 [11] (0:16.44)	1:44.30 [10] (0:15.85)	1:30.11 [10] (0:15.23)	1:14.40 [12] (0:15.71)	0:59.17 [11] (0:14.18)	0:43.33 [10] (0:14.16)	0:26.88 [10] (0:14.67)	0:12.12 [5] (0:13.90)
Average Speed [km/h]	54.1	49.9	44.7	45.5	48.4	46.8	50.8	52.5	51.0	51.1
Top Speed [km/h]	55.1	53.3	47.6	49.8	50.1	49.5	52.4	53.1	52.0	51.9
Avg. Dist. to Rail [m]	4.0	3.5	2.9	5.0	2.8	3.0	4.3	4.5	6.0	10.9



[ ] Ranking at each section and finish  
 -:-:- No data available at this section  
 NA No data available

Horse/Jockey Name	Christies Art/T S Chmiel
Finish Rank	6
Fastest Section Time (Section)	0:12.43 (1980 - 1800)
Top Speed [km/h] (Section)	54.0 (1980 - 1800)
Race State	Finished



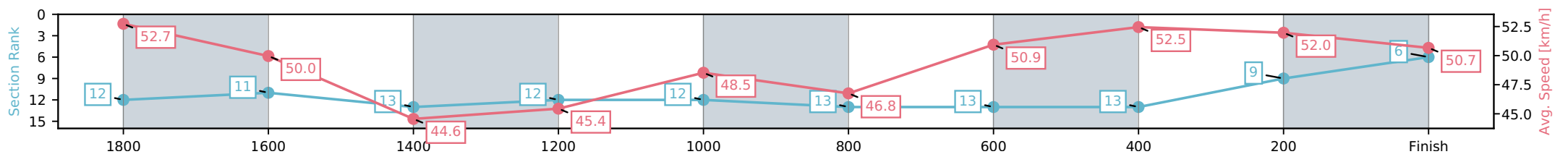
NZ Metropolitan Trotting Club Inc Harness  
 Race 13: GOLD BAND TAXIS MOBILE PACE - 1980m



11 November 2025 - 6:33PM

Weather: Overcast

Section	L1980	L1800	L1600	L1400	L1200	L1000	L800	L600	L400	L200
Section Times	2:27.06 (0:12.43)	2:13.02 [11] (0:14.73)	1:58.75 [13] (0:16.51)	1:44.59 [12] (0:15.87)	1:30.45 [12] (0:15.16)	1:14.71 [13] (0:15.74)	0:59.55 [13] (0:14.15)	0:43.68 [13] (0:14.16)	0:27.16 [9] (0:14.26)	0:12.43 [6] (0:14.05)
Average Speed [km/h]	52.7	50.0	44.6	45.4	48.5	46.8	50.9	52.5	52.0	50.7
Top Speed [km/h]	54.0	53.4	46.8	50.3	50.9	49.5	52.6	53.3	52.8	52.8
Avg. Dist. to Rail [m]	5.4	3.5	3.0	5.0	2.8	3.0	4.4	4.4	4.2	7.0



[ ] Ranking at each section and finish  
 -:-:- No data available at this section  
 NA No data available

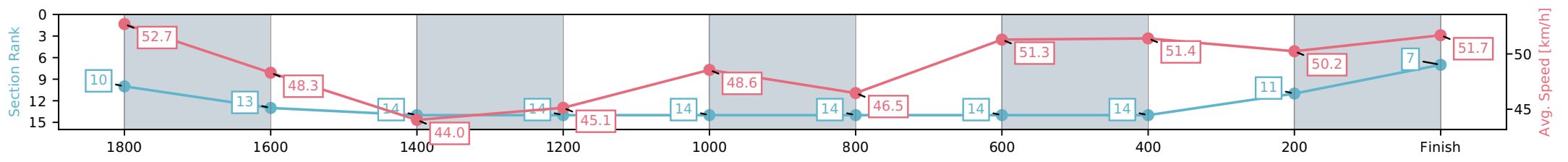
Horse/Jockey Name	Berrettini/R D Close
Finish Rank	7
Fastest Section Time (Section)	0:12.17 (1980 - 1800)
Top Speed [km/h] (Section)	54.4 (200-0)
Race State	Finished



NZ Metropolitan Trotting Club Inc Harness  
 Race 13: GOLD BAND TAXIS MOBILE PACE - 1980m  
 11 November 2025 - 6:33PM  
 Weather: Overcast



Section	L1980	L1800	L1600	L1400	L1200	L1000	L800	L600	L400	L200
Section Times	2:27.07 (0:12.17)	2:13.29 [13] (0:15.21)	1:58.76 [14] (0:16.52)	1:44.83 [14] (0:15.99)	1:30.78 [14] (0:15.11)	1:15.00 [14] (0:15.78)	0:59.90 [14] (0:14.04)	0:43.91 [14] (0:13.94)	0:27.39 [11] (0:14.53)	0:12.18 [7] (0:13.78)
Average Speed [km/h]	52.7	48.3	44.0	45.1	48.6	46.5	51.3	51.4	50.2	51.7
Top Speed [km/h]	54.0	52.7	46.3	50.2	51.9	49.2	54.1	53.7	53.2	54.4
Avg. Dist. to Rail [m]	6.6	3.4	1.6	4.1	2.4	2.5	2.8	1.0	3.7	12.7



[ ] Ranking at each section and finish  
 -:-:- No data available at this section  
 NA No data available

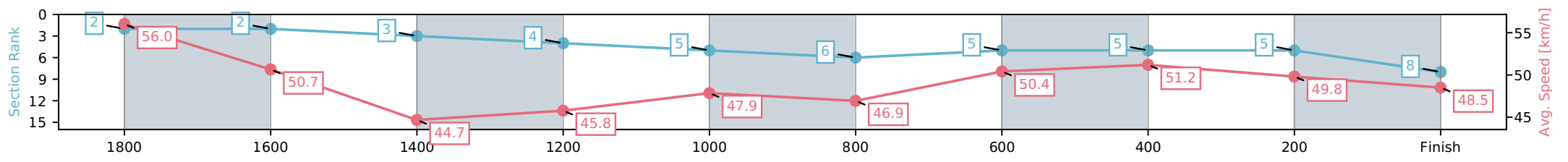
Horse/Jockey Name	Teds Legacy/J F Curtin
Finish Rank	8
Fastest Section Time (Section)	0:11.33 (1980 - 1800)
Top Speed [km/h] (Section)	56.9 (1980 - 1800)
Race State	Finished



NZ Metropolitan Trotting Club Inc Harness  
 Race 13: GOLD BAND TAXIS MOBILE PACE - 1980m  
 11 November 2025 - 6:33PM  
 Weather: Overcast



Section	L1980	L1800	L1600	L1400	L1200	L1000	L800	L600	L400	L200
Section Times	2:27.09 (0:11.33)	2:12.44 [2] (0:14.54)	1:57.75 [3] (0:16.45)	1:43.42 [4] (0:15.74)	1:29.13 [5] (0:15.39)	1:13.45 [6] (0:15.68)	0:58.07 [5] (0:14.28)	0:42.32 [5] (0:14.34)	0:25.87 [5] (0:14.69)	0:11.33 [8] (0:14.65)
Average Speed [km/h]	56.0	50.7	44.7	45.8	47.9	46.9	50.4	51.2	49.8	48.5
Top Speed [km/h]	56.9	54.9	46.9	49.7	49.7	48.6	51.3	52.0	51.1	49.8
Avg. Dist. to Rail [m]	6.2	4.0	2.9	5.0	2.8	3.0	3.4	2.9	2.4	4.2



[ ] Ranking at each section and finish  
 -:-:- No data available at this section  
 NA No data available

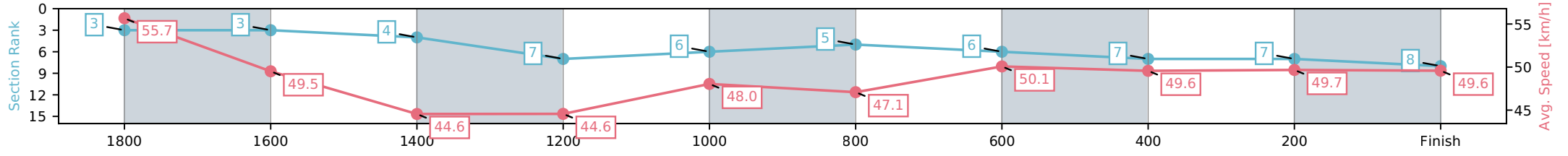
Horse/Jockey Name	I'm Rockin/C R Ferguson
Finish Rank	9
Fastest Section Time (Section)	0:11.40 (1980 - 1800)
Top Speed [km/h] (Section)	57.3 (1980 - 1800)
Race State	Finished



NZ Metropolitan Trotting Club Inc Harness  
 Race 13: GOLD BAND TAXIS MOBILE PACE - 1980m  
 11 November 2025 - 6:33PM  
 Weather: Overcast



Section	L1980	L1800	L1600	L1400	L1200	L1000	L800	L600	L400	L200
Section Times	2:27.09 (0:11.40)	2:12.77 [3] (0:14.69)	1:58.07 [4] (0:16.28)	1:43.46 [7] (0:16.18)	1:29.06 [6] (0:15.10)	1:13.66 [5] (0:15.41)	0:58.55 [6] (0:14.39)	0:42.37 [7] (0:14.61)	0:26.09 [7] (0:14.71)	0:11.40 [8] (0:14.32)
Average Speed [km/h]	55.7	49.5	44.6	44.6	48.0	47.1	50.1	49.6	49.7	49.6
Top Speed [km/h]	57.3	52.0	46.9	49.7	50.0	50.2	51.1	51.3	50.7	51.3
Avg. Dist. to Rail [m]	4.8	2.1	1.2	3.2	1.1	1.1	1.5	1.2	2.0	2.0



[ ] Ranking at each section and finish  
 -:-:- No data available at this section  
 NA No data available

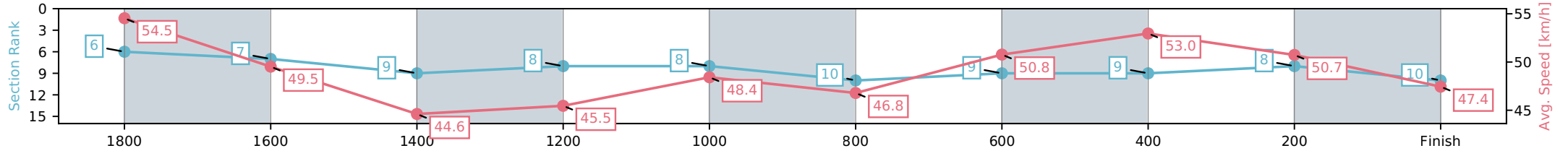
Horse/Jockey Name	Bettor Be Sharp/S E O'Reilly
Finish Rank	10
Fastest Section Time (Section)	0:11.71 (1980 - 1800)
Top Speed [km/h] (Section)	55.9 (1980 - 1800)
Race State	Finished



NZ Metropolitan Trotting Club Inc Harness  
 Race 13: GOLD BAND TAXIS MOBILE PACE - 1980m  
 11 November 2025 - 6:33PM  
 Weather: Overcast



Section	L1980	L1800	L1600	L1400	L1200	L1000	L800	L600	L400	L200
Section Times	2:27.82 (0:11.71)	2:12.86 [7] (0:14.88)	1:58.10 [9] (0:16.43)	1:44.01 [8] (0:15.86)	1:29.82 [8] (0:15.13)	1:14.02 [10] (0:15.81)	0:58.88 [9] (0:14.18)	0:43.02 [9] (0:14.10)	0:26.60 [8] (0:14.76)	0:11.71 [10] (0:14.96)
Average Speed [km/h]	54.5	49.5	44.6	45.5	48.4	46.8	50.8	53.0	50.7	47.4
Top Speed [km/h]	55.9	53.1	46.9	49.7	50.1	49.3	52.8	54.1	52.6	49.6
Avg. Dist. to Rail [m]	4.3	3.7	2.3	4.0	2.3	3.7	5.2	5.1	6.1	9.2



[ ] Ranking at each section and finish  
 -:-:- No data available at this section  
 NA No data available

Horse/Jockey Name	Cardi B/M J Williamson
Finish Rank	11
Fastest Section Time (Section)	0:11.93 (1980 - 1800)
Top Speed [km/h] (Section)	55.7 (1980 - 1800)
Race State	Finished



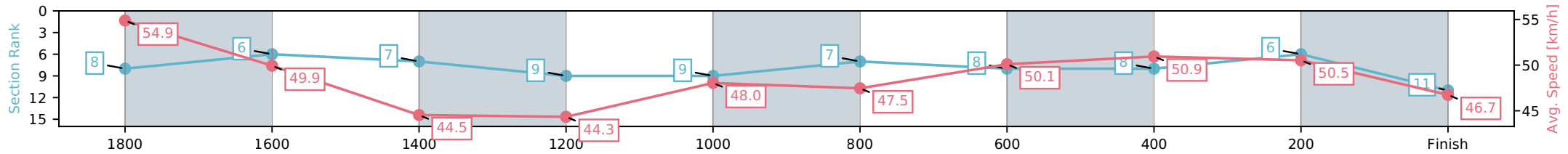
NZ Metropolitan Trotting Club Inc Harness  
 Race 13: GOLD BAND TAXIS MOBILE PACE - 1980m



11 November 2025 - 6:33PM

Weather: Overcast

Section	L1980	L1800	L1600	L1400	L1200	L1000	L800	L600	L400	L200
Section Times	2:27.97 (0:11.93)	2:12.77 [6] (0:14.52)	1:58.10 [7] (0:16.25)	1:43.74 [9] (0:16.26)	1:29.37 [9] (0:15.13)	1:14.09 [7] (0:15.27)	0:58.97 [8] (0:14.38)	0:42.70 [8] (0:14.36)	0:26.46 [6] (0:14.66)	0:11.93 [11] (0:15.21)
Average Speed [km/h]	54.9	49.9	44.5	44.3	48.0	47.5	50.1	50.9	50.5	46.7
Top Speed [km/h]	55.7	54.2	46.9	48.9	49.5	49.6	51.2	52.1	52.0	48.7
Avg. Dist. to Rail [m]	2.2	1.6	0.8	3.1	1.2	1.1	1.7	2.2	4.5	7.3



- [ ] Ranking at each section and finish
- :-:- No data available at this section
- NA No data available

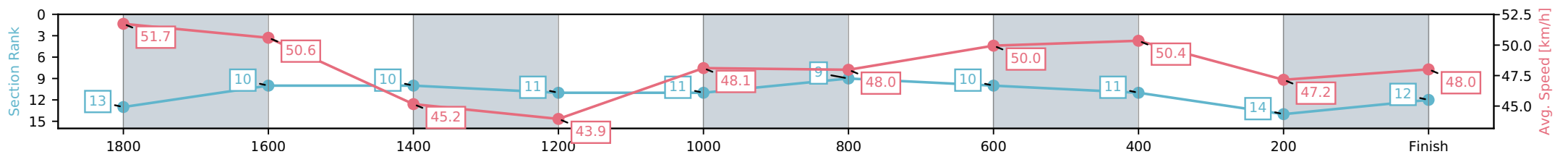
Horse/Jockey Name	Tempo Warrior/S J Ottley
Finish Rank	12
Fastest Section Time (Section)	0:12.77 (1980 - 1800)
Top Speed [km/h] (Section)	53.0 (1800-1600)
Race State	Finished



NZ Metropolitan Trotting Club Inc Harness  
 Race 13: GOLD BAND TAXIS MOBILE PACE - 1980m  
 11 November 2025 - 6:33PM  
 Weather: Overcast



Section	L1980	L1800	L1600	L1400	L1200	L1000	L800	L600	L400	L200
Section Times	2:28.70 (0:12.77)	2:13.89 [10] (0:14.30)	1:58.51 [10] (0:16.05)	1:44.13 [11] (0:16.41)	1:29.72 [11] (0:15.06)	1:14.60 [9] (0:15.12)	0:59.53 [10] (0:14.42)	0:43.12 [11] (0:14.38)	0:27.07 [14] (0:15.38)	0:12.77 [12] (0:14.81)
Average Speed [km/h]	51.7	50.6	45.2	43.9	48.1	48.0	50.0	50.4	47.2	48.0
Top Speed [km/h]	52.9	53.0	48.2	48.2	49.1	49.8	51.4	51.4	48.8	49.1
Avg. Dist. to Rail [m]	6.1	1.3	1.0	3.1	1.0	1.2	2.0	1.3	1.4	5.9



[ ] Ranking at each section and finish  
 -:-:- No data available at this section  
 NA No data available

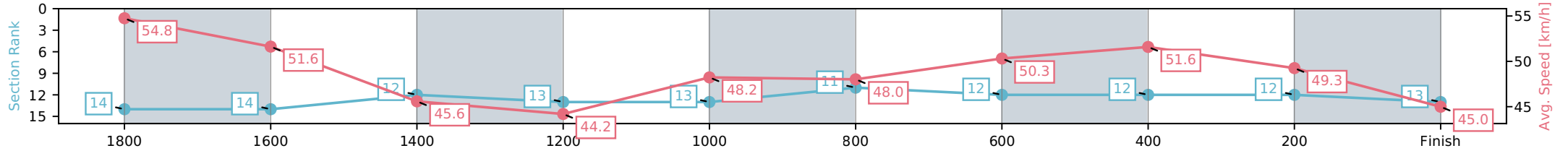
Horse/Jockey Name	Amaretto Franco/Craig D Thornley
Finish Rank	13
Fastest Section Time (Section)	0:13.59 (1980 - 1800)
Top Speed [km/h] (Section)	55.7 (1980 - 1800)
Race State	Finished



NZ Metropolitan Trotting Club Inc Harness  
 Race 13: GOLD BAND TAXIS MOBILE PACE - 1980m  
 11 November 2025 - 6:33PM  
 Weather: Overcast



Section	L1980	L1800	L1600	L1400	L1200	L1000	L800	L600	L400	L200
Section Times	2:29.24 (0:13.59)	2:13.45 [14] (0:14.06)	1:58.57 [12] (0:15.91)	1:44.37 [13] (0:16.31)	1:30.05 [13] (0:15.07)	1:14.94 [11] (0:15.11)	0:59.87 [12] (0:14.32)	0:43.57 [12] (0:14.20)	0:27.66 [12] (0:14.88)	0:13.60 [13] (0:15.79)
Average Speed [km/h]	54.8	51.6	45.6	44.2	48.2	48.0	50.3	51.6	49.3	45.0
Top Speed [km/h]	55.7	53.4	48.9	48.8	49.6	49.6	52.0	52.4	50.5	48.1
Avg. Dist. to Rail [m]	6.0	1.8	1.1	3.4	1.2	1.4	2.7	2.7	2.7	4.5



[ ] Ranking at each section and finish  
 -:-:- No data available at this section  
 NA No data available

Horse/Jockey Name	Caught The Eye/G W Dixon
Finish Rank	14
Fastest Section Time (Section)	0:11.28 (1980 - 1800)
Top Speed [km/h] (Section)	58.1 (1980 - 1800)
Race State	Finished



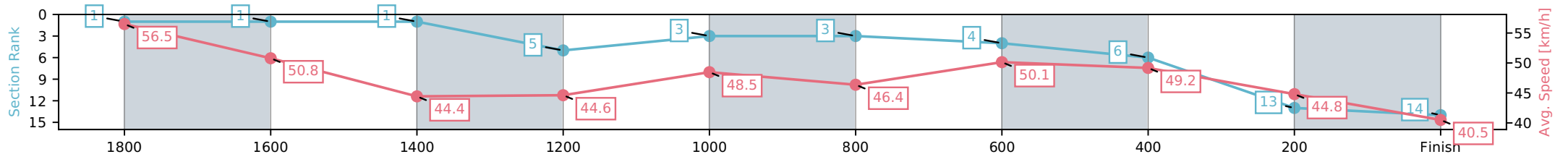
NZ Metropolitan Trotting Club Inc Harness  
 Race 13: GOLD BAND TAXIS MOBILE PACE - 1980m



11 November 2025 - 6:33PM

Weather: Overcast

Section	L1980	L1800	L1600	L1400	L1200	L1000	L800	L600	L400	L200
Section Times	2:31.37 (0:11.28)	2:13.83 [1] (0:14.31)	1:57.78 [1] (0:16.37)	1:43.09 [5] (0:16.13)	1:28.73 [3] (0:14.99)	1:13.09 [3] (0:15.65)	0:58.10 [4] (0:14.36)	0:41.96 [6] (0:14.69)	0:25.59 [13] (0:16.05)	0:11.29 [14] (0:17.54)
Average Speed [km/h]	56.5	50.8	44.4	44.6	48.5	46.4	50.1	49.2	44.8	40.5
Top Speed [km/h]	58.1	55.2	47.1	50.0	50.1	49.7	51.2	51.0	47.5	42.8
Avg. Dist. to Rail [m]	2.3	1.7	1.4	3.3	1.0	1.2	1.4	0.8	0.4	3.7



[ ] Ranking at each section and finish  
 -:-:- No data available at this section  
 NA No data available