



NZ Metropolitan Trotting Club Inc Harness  
 Race 1: XCM SPORT MOBILE TROT - 1980m  
 14 November 2025 - 2:09PM



Weather: Raining

Field Times (Race Tempo)      2:27.56 (0:11.52)    2:16.04 (0:14.41)    2:01.62 (0:16.02)    1:45.60 (0:14.90)    1:30.70 (0:15.46)    1:15.24 (0:15.62)    0:59.63 (0:14.57)    0:45.06 (0:14.87)

Rank	TAB#	Horse	Overall Time	First 400m	Top Speed km/h (Section)	L1980	L1800	L1600	L1400	L1200	L1000	L800	L600
	(BAR#)	Driver	Margin (DT-W)	Last 600m	Fastest Section (Time)	Start - 1800	1800 - 1600	1600 - 1400	1400 - 1200	1200 - 1000	1000 - 800	800 - 600	600 - 400
1	4	Tactical Bid	2:27.56	0:30.12	54.4 (600-400)	2:27.56	2:12.95 [11]	1:58.90 [11]	1:43.60 [11]	1:28.26 [11]	1:13.07 [12]	0:57.62 [10]	0:43.71 [8]
	(4)	R J Butt		0:43.71	800-600 (0:13.91)	(0:14.61)	(0:14.05)	(0:15.30)	(0:15.34)	(0:15.19)	(0:15.45)	(0:13.91)	(0:14.30)
2	8	Judy J	2:27.70	0:27.51	54.9 (1980 - 1800)	2:27.70	2:16.11 [1]	2:01.77 [1]	1:45.75 [2]	1:30.49 [2]	1:15.04 [2]	0:59.47 [3]	0:44.94 [3]
	(8)	S J Tomlinson	0.8L (-20)	0:44.94	1980 - 1800 (0:11.59)	(0:11.59)	(0:14.34)	(0:16.02)	(0:15.26)	(0:15.45)	(0:15.57)	(0:14.53)	(0:14.90)
3	5	Very Majestic	2:27.72	0:27.84	56.4 (1980 - 1800)	2:27.72	2:16.20 [2]	2:01.45 [2]	1:45.45 [3]	1:30.20 [3]	1:14.75 [5]	0:59.20 [6]	0:44.67 [6]
	(5)	John R Dunn	0.9L (-23)	0:44.67	1980 - 1800 (0:11.52)	(0:11.52)	(0:14.75)	(0:16.00)	(0:15.25)	(0:15.45)	(0:15.55)	(0:14.53)	(0:14.90)
4	3	Andy Hall	2:28.24	0:28.86	53.9 (1980 - 1800)	2:28.24	2:16.22 [7]	2:00.93 [8]	1:44.97 [8]	1:29.66 [8]	1:14.44 [6]	0:59.43 [4]	0:45.41 [2]
	(3)	A R Garrard	3.8L (-2)	0:45.41	1980 - 1800 (0:12.02)	(0:12.02)	(0:15.29)	(0:15.96)	(0:15.31)	(0:15.22)	(0:15.01)	(0:14.02)	(0:14.73)
5	10	Penelope Lane	2:28.42	0:28.74	53.7 (1800-1600)	2:28.42	2:15.62 [6]	2:01.21 [7]	1:45.48 [7]	1:30.17 [7]	1:14.81 [8]	0:59.49 [7]	0:45.16 [5]
	(10)	Brad Williamson	4.8L (-10)	0:45.16	1980 - 1800 (0:12.80)	(0:12.80)	(0:14.41)	(0:15.73)	(0:15.31)	(0:15.36)	(0:15.32)	(0:14.33)	(0:14.56)
6	9	It's So Easy	2:28.81	0:28.54	54.7 (1980 - 1800)	2:28.81	2:16.78 [5]	2:01.81 [4]	1:46.18 [4]	1:30.93 [4]	1:15.75 [3]	1:00.40 [5]	0:45.80 [7]
	(9)	J F Curtin	6.9L (-5)	0:45.80	1980 - 1800 (0:12.03)	(0:12.03)	(0:14.97)	(0:15.63)	(0:15.25)	(0:15.18)	(0:15.35)	(0:14.60)	(0:15.00)
7	13	Nazareth	2:28.98	0:30.07	51.6 (1800-1600)	2:28.98	2:15.04 [10]	2:00.42 [10]	1:45.12 [10]	1:30.04 [10]	1:14.84 [10]	0:59.57 [11]	0:45.09 [11]
	(13)	C J Dalgety	7.9L (-24)	0:45.09	1980 - 1800 (0:13.94)	(0:13.94)	(0:14.62)	(0:15.30)	(0:15.08)	(0:15.20)	(0:15.27)	(0:14.48)	(0:14.92)
8	12	Pyramid Rose	2:29.15	0:31.44	51.7 (1980 - 1800)	2:29.15	2:13.59 [12]	1:59.19 [12]	1:44.44 [12]	1:29.74 [12]	1:14.63 [11]	0:59.40 [12]	0:44.85 [12]
	(12)	M J Williamson	8.8L (-16)	0:44.85	1800-1600 (0:14.40)	(0:15.56)	(0:14.40)	(0:14.75)	(0:14.70)	(0:15.11)	(0:15.23)	(0:14.55)	(0:14.84)
9	11	Jaccka Baylis	2:29.20	0:29.34	52.1 (1800-1600)	2:29.20	2:16.45 [9]	2:01.43 [9]	1:45.60 [9]	1:30.26 [9]	1:15.08 [9]	0:59.87 [9]	0:45.58 [9]
	(11)	W J House	9.1L (-6)	0:45.58	1980 - 1800 (0:12.75)	(0:12.75)	(0:15.02)	(0:15.83)	(0:15.34)	(0:15.18)	(0:15.21)	(0:14.29)	(0:14.72)
10	14	Midnight Diamond	2:29.36	0:28.85	53.2 (1980 - 1800)	2:29.36	2:16.99 [8]	2:02.04 [3]	1:46.74 [1]	1:32.51 [1]	1:17.05 [1]	1:01.43 [1]	0:46.86 [1]
	(14)	Mark Purdon	10L (-15)	0:46.86	1980 - 1800 (0:12.37)	(0:12.37)	(0:14.95)	(0:15.30)	(0:14.23)	(0:15.46)	(0:15.62)	(0:14.57)	(0:14.87)

Scratched: Clotilde Wainwright (#6)

Report Created: Fri 14 November 2025 (Note: Timing is based on positional data)

[ ] Position in running at each section and finish    TAB# Saddle cloth number  
 -:-:- No data available at this section    BAR# Barrier/Gate Position  
 NA No data available    DNF Did not finish  
 DNT Did not track    DT-W Distance travelled compared to winner in metres

Fastest split  
 Fastest section



NZ Metropolitan Trotting Club Inc Harness  
 Race 1: XCM SPORT MOBILE TROT - 1980m  
 14 November 2025 - 2:09PM



Weather: Raining

Field Times (Race Tempo)      2:27.56 (0:11.52)    2:16.04 (0:14.41)    2:01.62 (0:16.02)    1:45.60 (0:14.90)    1:30.70 (0:15.46)    1:15.24 (0:15.62)    0:59.63 (0:14.57)    0:45.06 (0:14.87)

Rank	TAB#	Horse	Overall Time	First 400m	Top Speed km/h (Section)	L1980	L1800	L1600	L1400	L1200	L1000	L800	L600
	(BAR#)	Driver	Margin (DT-W)	Last 600m	Fastest Section (Time)	Start - 1800	1800 - 1600	1600 - 1400	1400 - 1200	1200 - 1000	1000 - 800	800 - 600	600 - 400
11	2	Jordan Anne	2:29.47	0:28.22	54.8 (1980 - 1800)	2:29.47	2:17.68 [3]	2:02.80 [5]	1:46.82 [5]	1:31.54 [5]	1:16.16 [7]	1:00.60 [8]	0:46.03 [10]
	(2)	J W Cox	10.6L (-23)	0:46.03	1980 - 1800 (0:11.79)	(0:11.79)	(0:14.88)	(0:15.98)	(0:15.28)	(0:15.38)	(0:15.56)	(0:14.57)	(0:14.91)
12	7	Atlantic City	2:29.56	0:28.49	55.5 (1980 - 1800)	2:29.56	2:17.87 [4]	2:02.60 [6]	1:46.63 [6]	1:31.32 [6]	1:16.10 [4]	1:01.07 [2]	0:46.88 [4]
	(7)	R T May	11.1L (-9)	0:46.88	1980 - 1800 (0:11.69)	(0:11.69)	(0:15.27)	(0:15.97)	(0:15.31)	(0:15.22)	(0:15.03)	(0:14.19)	(0:15.00)
13	1	Crown The Moment	2:31.50	0:32.81	50.4 (1980 - 1800)	2:31.50	2:14.86 [13]	2:00.15 [13]	1:45.40 [13]	1:30.49 [13]	1:15.42 [13]	1:00.50 [13]	0:45.88 [13]
	(1)	B T Hope	21.9L (-23)	0:45.88	800-600 (0:14.62)	(0:16.64)	(0:14.71)	(0:14.75)	(0:14.91)	(0:15.07)	(0:14.92)	(0:14.62)	(0:15.20)

Scratched: Clotilde Wainwright (#6)

- [ ] Position in running at each section and finish    TAB# Saddle cloth number
- :-:- No data available at this section                    BAR# Barrier/Gate Position
- NA No data available    DNF Did not finish
- DNT Did not track    DT-W Distance travelled compared to winner in metres

- Fastest split
- Fastest section



NZ Metropolitan Trotting Club Inc Harness  
 Race 1: XCM SPORT MOBILE TROT - 1980m  
 14 November 2025 - 2:09PM



Weather: Raining

Field Times                      0:30.19      0:14.54  
 (Race Tempo)                    (0:15.65)    (0:14.54)

Rank	TAB#	Horse	Overall Time	First 400m	Top Speed km/h (Section)	L400	L200						
	(BAR#)	Driver	Margin (DT-W)	Last 600m	Fastest Section (Time)	400 - 200	200 - Finish						
1	4	Tactical Bid	2:27.56	0:30.12	54.4 (600-400)	0:29.41 [5]	0:14.22 [1]						
	(4)	R J Butt		0:43.71	800-600 (0:13.91)	(0:15.19)	(0:14.22)						
2	8	Judy J	2:27.70	0:27.51	54.9 (1980 - 1800)	0:30.04 [4]	0:14.39 [2]						
	(8)	S J Tomlinson	0.8L (-20)	0:44.94	1980 - 1800 (0:11.59)	(0:15.65)	(0:14.39)						
3	5	Very Majestic	2:27.72	0:27.84	56.4 (1980 - 1800)	0:29.77 [7]	0:14.21 [3]						
	(5)	John R Dunn	0.9L (-23)	0:44.67	1980 - 1800 (0:11.52)	(0:15.56)	(0:14.21)						
4	3	Andy Hall	2:28.24	0:28.86	53.9 (1980 - 1800)	0:30.68 [2]	0:15.14 [4]						
	(3)	A R Garrard	3.8L (-2)	0:45.41	1980 - 1800 (0:12.02)	(0:15.54)	(0:15.14)						
5	10	Penelope Lane	2:28.42	0:28.74	53.7 (1800-1600)	0:30.60 [3]	0:15.17 [5]						
	(10)	Brad Williamson	4.8L (-10)	0:45.16	1980 - 1800 (0:12.80)	(0:15.43)	(0:15.17)						
6	9	It's So Easy	2:28.81	0:28.54	54.7 (1980 - 1800)	0:30.80 [8]	0:15.05 [6]						
	(9)	J F Curtin	6.9L (-5)	0:45.80	1980 - 1800 (0:12.03)	(0:15.75)	(0:15.05)						
7	13	Nazareth	2:28.98	0:30.07	51.6 (1800-1600)	0:30.17 [11]	0:14.88 [7]						
	(13)	C J Dalgety	7.9L (-24)	0:45.09	1980 - 1800 (0:13.94)	(0:15.29)	(0:14.88)						
8	12	Pyramid Rose	2:29.15	0:31.44	51.7 (1980 - 1800)	0:30.01 [12]	0:14.91 [8]						
	(12)	M J Williamson	8.8L (-16)	0:44.85	1800-1600 (0:14.40)	(0:15.10)	(0:14.91)						
9	11	Jaccka Baylis	2:29.20	0:29.34	52.1 (1800-1600)	0:30.86 [10]	0:15.28 [9]						
	(11)	W J House	9.1L (-6)	0:45.58	1980 - 1800 (0:12.75)	(0:15.58)	(0:15.28)						
10	14	Midnight Diamond	2:29.36	0:28.85	53.2 (1980 - 1800)	0:31.99 [1]	0:16.35 [10]						
	(14)	Mark Purdon	10L (-15)	0:46.86	1980 - 1800 (0:12.37)	(0:15.64)	(0:16.35)						

Scratched: Clotilde Wainwright (#6)

[ ] Position in running at each section and finish    TAB# Saddle cloth number  
 -:-:- No data available at this section                BAR# Barrier/Gate Position  
 NA No data available                                        DNF Did not finish  
 DNT Did not track    DT-W Distance travelled compared to winner in metres

Fastest split  
 Fastest section



NZ Metropolitan Trotting Club Inc Harness  
 Race 1: XCM SPORT MOBILE TROT - 1980m  
 14 November 2025 - 2:09PM



Weather: Raining

Field Times                    0:30.19    0:14.54  
 (Race Tempo)                (0:15.65)   (0:14.54)

Rank	TAB#	Horse	Overall Time	First 400m	Top Speed km/h (Section)	L400	L200						
	(BAR#)	Driver	Margin (DT-W)	Last 600m	Fastest Section (Time)	400 - 200	200 - Finish						
11	2	Jordan Anne	2:29.47	0:28.22	54.8 (1980 - 1800)	0:31.12 [9]	0:15.58 [11]						
	(2)	J W Cox	10.6L (-23)	0:46.03	1980 - 1800 (0:11.79)	(0:15.54)	(0:15.58)						
12	7	Atlantic City	2:29.56	0:28.49	55.5 (1980 - 1800)	0:31.88 [6]	0:16.07 [12]						
	(7)	R T May	11.1L (-9)	0:46.88	1980 - 1800 (0:11.69)	(0:15.81)	(0:16.07)						
13	1	Crown The Moment	2:31.50	0:32.81	50.4 (1980 - 1800)	0:30.68 [13]	0:15.14 [13]						
	(1)	B T Hope	21.9L (-23)	0:45.88	800-600 (0:14.62)	(0:15.54)	(0:15.14)						

Scratched: Clotilde Wainwright (#6)

- [ ] Position in running at each section and finish    TAB# Saddle cloth number
- :--:-- No data available at this section                BAR# Barrier/Gate Position
- NA No data available                                        DNF Did not finish
- DNT Did not track    DT-W Distance travelled compared to winner in metres

- Fastest split
- Fastest section

Horse/Jockey Name	Tactical Bid/R J Butt
Finish Rank	1
Fastest Section Time (Section)	0:13.91 (800-600)
Top Speed [km/h] (Section)	54.4 (600-400)
Race State	Finished



NZ Metropolitan Trotting Club Inc Harness

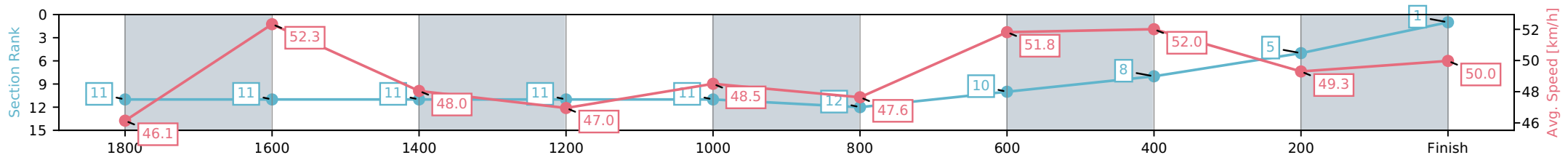
Race 1: XCM SPORT MOBILE TROT - 1980m

14 November 2025 - 2:09PM

Weather: Raining



Section	L1980	L1800	L1600	L1400	L1200	L1000	L800	L600	L400	L200
Section Times	2:27.56 (0:14.61)	2:12.95 [11] (0:14.05)	1:58.90 [11] (0:15.30)	1:43.60 [11] (0:15.34)	1:28.26 [11] (0:15.19)	1:13.07 [12] (0:15.45)	0:57.62 [10] (0:13.91)	0:43.71 [8] (0:14.30)	0:29.41 [5] (0:15.19)	0:14.22 [1] (0:14.22)
Average Speed [km/h]	46.1	52.3	48.0	47.0	48.5	47.6	51.8	52.0	49.3	50.0
Top Speed [km/h]	52.7	53.3	51.3	49.7	49.9	49.2	54.3	54.4	50.9	51.1
Avg. Dist. to Rail [m]	6.3	3.6	3.0	5.2	2.9	3.3	5.1	4.9	6.2	10.0



[ ] Ranking at each section and finish  
 -:-:- No data available at this section  
 NA No data available

Horse/Jockey Name	Judy J/S J Tomlinson
Finish Rank	2
Fastest Section Time (Section)	0:11.59 (1980 - 1800)
Top Speed [km/h] (Section)	54.9 (1980 - 1800)
Race State	Finished



NZ Metropolitan Trotting Club Inc Harness

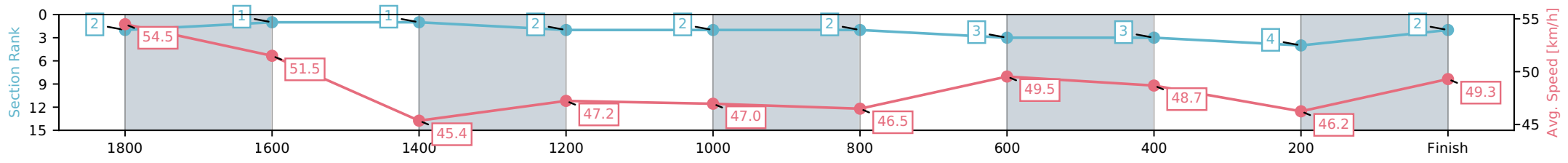
Race 1: XCM SPORT MOBILE TROT - 1980m



14 November 2025 - 2:09PM

Weather: Raining

Section	L1980	L1800	L1600	L1400	L1200	L1000	L800	L600	L400	L200
Section Times	2:27.70 (0:11.59)	2:16.11 [1] (0:14.34)	2:01.77 [1] (0:16.02)	1:45.75 [2] (0:15.26)	1:30.49 [2] (0:15.45)	1:15.04 [2] (0:15.57)	0:59.47 [3] (0:14.53)	0:44.94 [3] (0:14.90)	0:30.04 [4] (0:15.65)	0:14.39 [2] (0:14.39)
Average Speed [km/h]	54.5	51.5	45.4	47.2	47.0	46.5	49.5	48.7	46.2	49.3
Top Speed [km/h]	54.9	54.2	47.5	49.5	48.8	48.1	50.2	49.1	48.1	50.7
Avg. Dist. to Rail [m]	11.4	5.0	1.4	3.1	1.1	0.9	2.0	1.4	1.2	2.8



- [ ] Ranking at each section and finish
- :-:- No data available at this section
- NA No data available

Horse/Jockey Name	Very Majestic/John R Dunn
Finish Rank	3
Fastest Section Time (Section)	0:11.52 (1980 - 1800)
Top Speed [km/h] (Section)	56.4 (1980 - 1800)
Race State	Finished



NZ Metropolitan Trotting Club Inc Harness

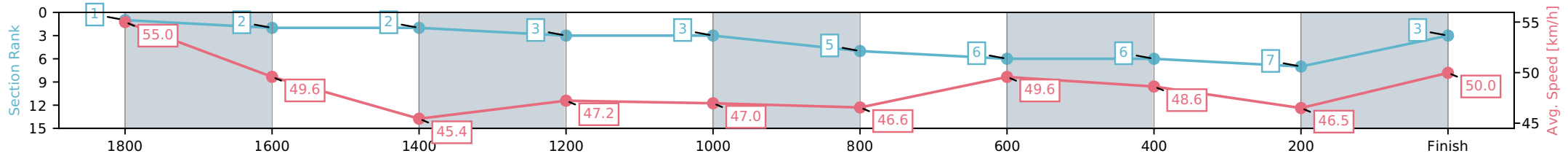
Race 1: XCM SPORT MOBILE TROT - 1980m

14 November 2025 - 2:09PM

Weather: Raining



Section	L1980	L1800	L1600	L1400	L1200	L1000	L800	L600	L400	L200
Section Times	2:27.72 (0:11.52)	2:16.20 [2] (0:14.75)	2:01.45 [2] (0:16.00)	1:45.45 [3] (0:15.25)	1:30.20 [3] (0:15.45)	1:14.75 [5] (0:15.55)	0:59.20 [6] (0:14.53)	0:44.67 [6] (0:14.90)	0:29.77 [7] (0:15.56)	0:14.21 [3] (0:14.21)
Average Speed [km/h]	55.0	49.6	45.4	47.2	47.0	46.6	49.6	48.6	46.5	50.0
Top Speed [km/h]	56.4	52.6	47.5	49.5	48.7	48.3	50.1	49.2	49.0	51.1
Avg. Dist. to Rail [m]	7.0	2.8	1.4	3.2	1.1	0.9	2.0	1.3	0.9	1.1



- [ ] Ranking at each section and finish
- :-:- No data available at this section
- NA No data available

Horse/Jockey Name	Andy Hall/A R Garrard
Finish Rank	4
Fastest Section Time (Section)	0:12.02 (1980 - 1800)
Top Speed [km/h] (Section)	53.9 (1980 - 1800)
Race State	Finished



NZ Metropolitan Trotting Club Inc Harness

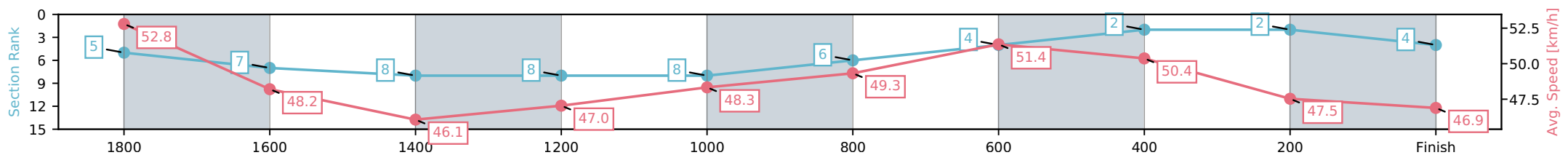
Race 1: XCM SPORT MOBILE TROT - 1980m



14 November 2025 - 2:09PM

Weather: Raining

Section	L1980	L1800	L1600	L1400	L1200	L1000	L800	L600	L400	L200
Section Times	2:28.24 (0:12.02)	2:16.22 [7] (0:15.29)	2:00.93 [8] (0:15.96)	1:44.97 [8] (0:15.31)	1:29.66 [8] (0:15.22)	1:14.44 [6] (0:15.01)	0:59.43 [4] (0:14.02)	0:45.41 [2] (0:14.73)	0:30.68 [2] (0:15.54)	0:15.14 [4] (0:15.14)
Average Speed [km/h]	52.8	48.2	46.1	47.0	48.3	49.3	51.4	50.4	47.5	46.9
Top Speed [km/h]	53.9	51.4	48.6	49.4	49.7	51.4	52.0	51.5	48.7	47.2
Avg. Dist. to Rail [m]	5.7	3.7	2.8	5.0	2.7	3.6	5.3	4.6	4.2	7.7



- [ ] Ranking at each section and finish
- :-:- No data available at this section
- NA No data available

Horse/Jockey Name	Penelope Lane/Brad Williamson
Finish Rank	5
Fastest Section Time (Section)	0:12.80 (1980 - 1800)
Top Speed [km/h] (Section)	53.7 (1800-1600)
Race State	Finished



NZ Metropolitan Trotting Club Inc Harness

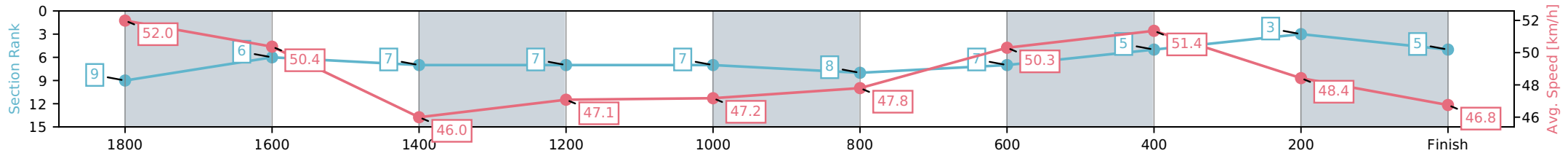
Race 1: XCM SPORT MOBILE TROT - 1980m

14 November 2025 - 2:09PM

Weather: Raining



Section	L1980	L1800	L1600	L1400	L1200	L1000	L800	L600	L400	L200
Section Times	2:28.42 (0:12.80)	2:15.62 [6] (0:14.41)	2:01.21 [7] (0:15.73)	1:45.48 [7] (0:15.31)	1:30.17 [7] (0:15.36)	1:14.81 [8] (0:15.32)	0:59.49 [7] (0:14.33)	0:45.16 [5] (0:14.56)	0:30.60 [3] (0:15.43)	0:15.17 [5] (0:15.17)
Average Speed [km/h]	52.0	50.4	46.0	47.1	47.2	47.8	50.3	51.4	48.4	46.8
Top Speed [km/h]	53.5	53.7	47.8	49.8	49.8	50.9	51.2	52.3	50.2	47.6
Avg. Dist. to Rail [m]	3.0	1.7	1.0	3.3	1.0	2.1	4.6	5.7	5.7	9.6



[ ] Ranking at each section and finish  
 -:-:- No data available at this section  
 NA No data available

Horse/Jockey Name	It's So Easy/J F Curtin
Finish Rank	6
Fastest Section Time (Section)	0:12.03 (1980 - 1800)
Top Speed [km/h] (Section)	54.7 (1980 - 1800)
Race State	Finished



NZ Metropolitan Trotting Club Inc Harness

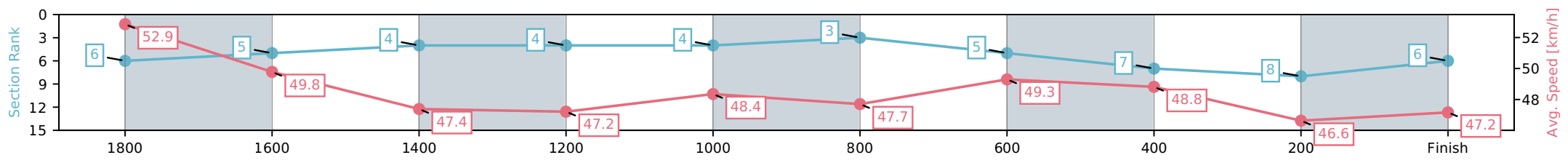
Race 1: XCM SPORT MOBILE TROT - 1980m

14 November 2025 - 2:09PM

Weather: Raining



Section	L1980	L1800	L1600	L1400	L1200	L1000	L800	L600	L400	L200
Section Times	2:28.81 (0:12.03)	2:16.78 [5] (0:14.97)	2:01.81 [4] (0:15.63)	1:46.18 [4] (0:15.25)	1:30.93 [4] (0:15.18)	1:15.75 [3] (0:15.35)	1:00.40 [5] (0:14.60)	0:45.80 [7] (0:15.00)	0:30.80 [8] (0:15.75)	0:15.05 [6] (0:15.05)
Average Speed [km/h]	52.9	49.8	47.4	47.2	48.4	47.7	49.3	48.8	46.6	47.2
Top Speed [km/h]	54.7	50.5	50.2	49.5	49.5	49.0	49.9	49.5	47.6	48.4
Avg. Dist. to Rail [m]	12.6	5.7	3.6	4.6	2.4	2.4	3.5	2.8	3.3	6.4



[ ] Ranking at each section and finish  
 -:-:- No data available at this section  
 NA No data available

Horse/Jockey Name	Nazareth/C J Dalgety
Finish Rank	7
Fastest Section Time (Section)	0:13.94 (1980 - 1800)
Top Speed [km/h] (Section)	51.6 (1800-1600)
Race State	Finished



NZ Metropolitan Trotting Club Inc Harness

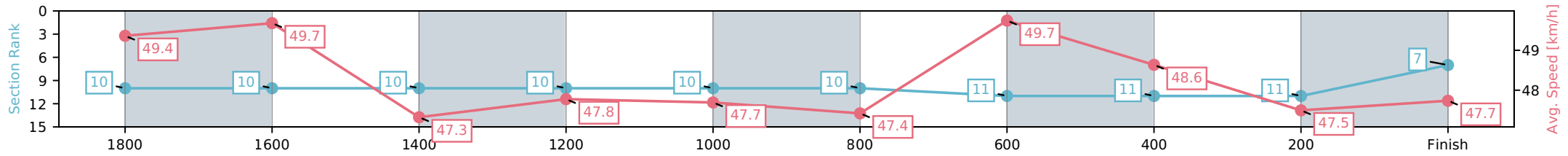
Race 1: XCM SPORT MOBILE TROT - 1980m

14 November 2025 - 2:09PM

Weather: Raining



Section	L1980	L1800	L1600	L1400	L1200	L1000	L800	L600	L400	L200
Section Times	2:28.98 (0:13.94)	2:15.04 [10] (0:14.62)	2:00.42 [10] (0:15.30)	1:45.12 [10] (0:15.08)	1:30.04 [10] (0:15.20)	1:14.84 [10] (0:15.27)	0:59.57 [11] (0:14.48)	0:45.09 [11] (0:14.92)	0:30.17 [11] (0:15.29)	0:14.88 [7] (0:14.88)
Average Speed [km/h]	49.4	49.7	47.3	47.8	47.7	47.4	49.7	48.6	47.5	47.7
Top Speed [km/h]	51.0	51.6	48.7	49.1	49.1	48.2	50.4	50.3	49.7	49.8
Avg. Dist. to Rail [m]	7.2	2.0	1.0	3.0	1.0	1.0	2.2	1.5	1.7	3.0



- [ ] Ranking at each section and finish
- :-:- No data available at this section
- NA No data available

Horse/Jockey Name	Pyramid Rose/M J Williamson
Finish Rank	8
Fastest Section Time (Section)	0:14.40 (1800-1600)
Top Speed [km/h] (Section)	51.7 (1980 - 1800)
Race State	Finished



NZ Metropolitan Trotting Club Inc Harness

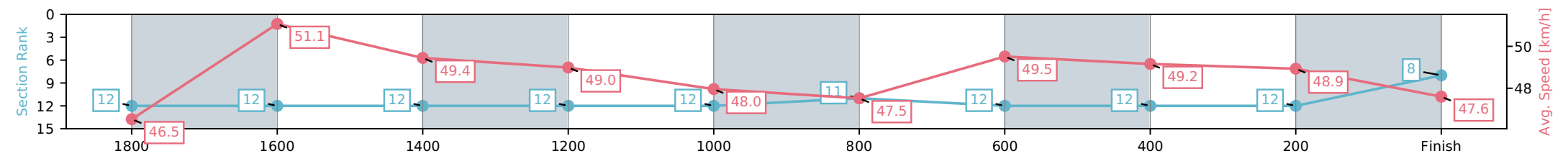
Race 1: XCM SPORT MOBILE TROT - 1980m

14 November 2025 - 2:09PM

Weather: Raining



Section	L1980	L1800	L1600	L1400	L1200	L1000	L800	L600	L400	L200
Section Times	2:29.15 (0:15.56)	2:13.59 [12] (0:14.40)	1:59.19 [12] (0:14.75)	1:44.44 [12] (0:14.70)	1:29.74 [12] (0:15.11)	1:14.63 [11] (0:15.23)	0:59.40 [12] (0:14.55)	0:44.85 [12] (0:14.84)	0:30.01 [12] (0:15.10)	0:14.91 [8] (0:14.91)
Average Speed [km/h]	46.5	51.1	49.4	49.0	48.0	47.5	49.5	49.2	48.9	47.6
Top Speed [km/h]	51.7	51.7	50.2	49.7	48.9	48.5	50.4	51.1	49.7	49.3
Avg. Dist. to Rail [m]	11.6	4.3	1.9	3.0	0.8	1.0	2.4	2.2	4.6	11.8



[ ] Ranking at each section and finish  
 -:-:- No data available at this section  
 NA No data available

Horse/Jockey Name	Jaccka Baylis/W J House
Finish Rank	9
Fastest Section Time (Section)	0:12.75 (1980 - 1800)
Top Speed [km/h] (Section)	52.1 (1800-1600)
Race State	Finished



NZ Metropolitan Trotting Club Inc Harness

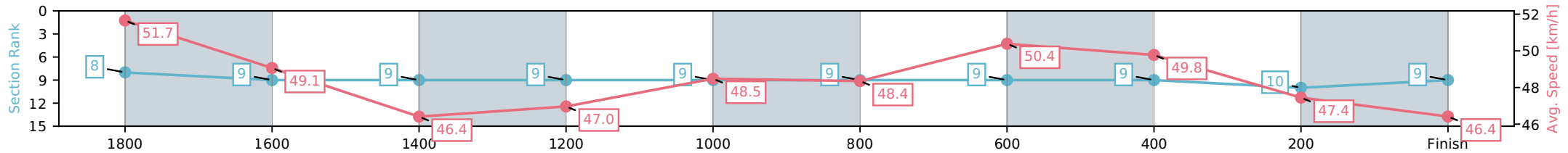
Race 1: XCM SPORT MOBILE TROT - 1980m

14 November 2025 - 2:09PM

Weather: Raining



Section	L1980	L1800	L1600	L1400	L1200	L1000	L800	L600	L400	L200
Section Times	2:29.20 (0:12.75)	2:16.45 [9] (0:15.02)	2:01.43 [9] (0:15.83)	1:45.60 [9] (0:15.34)	1:30.26 [9] (0:15.18)	1:15.08 [9] (0:15.21)	0:59.87 [9] (0:14.29)	0:45.58 [9] (0:14.72)	0:30.86 [10] (0:15.58)	0:15.28 [9] (0:15.28)
Average Speed [km/h]	51.7	49.1	46.4	47.0	48.5	48.4	50.4	49.8	47.4	46.4
Top Speed [km/h]	52.1	52.1	48.2	49.4	50.0	49.9	50.8	50.7	48.6	48.6
Avg. Dist. to Rail [m]	4.8	3.8	2.8	5.2	2.8	2.8	3.9	2.9	4.4	9.4



- [ ] Ranking at each section and finish
- :-:- No data available at this section
- NA No data available

Horse/Jockey Name	Midnight Diamond/Mark Purdon
Finish Rank	10
Fastest Section Time (Section)	0:12.37 (1980 - 1800)
Top Speed [km/h] (Section)	53.2 (1980 - 1800)
Race State	Finished



NZ Metropolitan Trotting Club Inc Harness

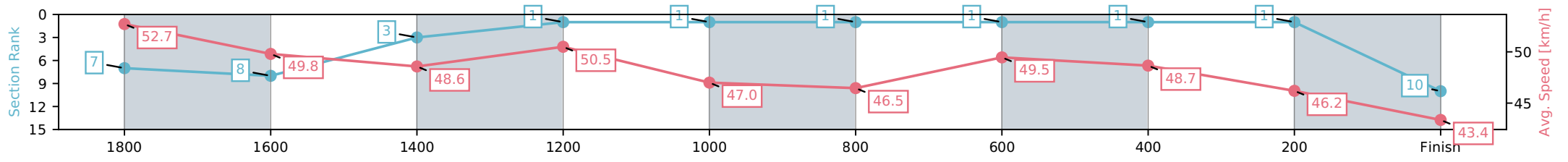
Race 1: XCM SPORT MOBILE TROT - 1980m

14 November 2025 - 2:09PM

Weather: Raining



Section	L1980	L1800	L1600	L1400	L1200	L1000	L800	L600	L400	L200
Section Times	2:29.36 (0:12.37)	2:16.99 [8] (0:14.95)	2:02.04 [3] (0:15.30)	1:46.74 [1] (0:14.23)	1:32.51 [1] (0:15.46)	1:17.05 [1] (0:15.62)	1:01.43 [1] (0:14.57)	0:46.86 [1] (0:14.87)	0:31.99 [1] (0:15.64)	0:16.35 [10] (0:16.35)
Average Speed [km/h]	52.7	49.8	48.6	50.5	47.0	46.5	49.5	48.7	46.2	43.4
Top Speed [km/h]	53.2	52.4	50.0	51.8	49.6	48.2	50.4	49.2	47.8	45.6
Avg. Dist. to Rail [m]	6.8	5.0	4.2	4.4	1.0	1.2	2.0	1.1	1.2	4.4



[ ] Ranking at each section and finish  
 -:-:- No data available at this section  
 NA No data available

Horse/Jockey Name	Jordan Anne/J W Cox
Finish Rank	11
Fastest Section Time (Section)	0:11.79 (1980 - 1800)
Top Speed [km/h] (Section)	54.8 (1980 - 1800)
Race State	Finished



NZ Metropolitan Trotting Club Inc Harness

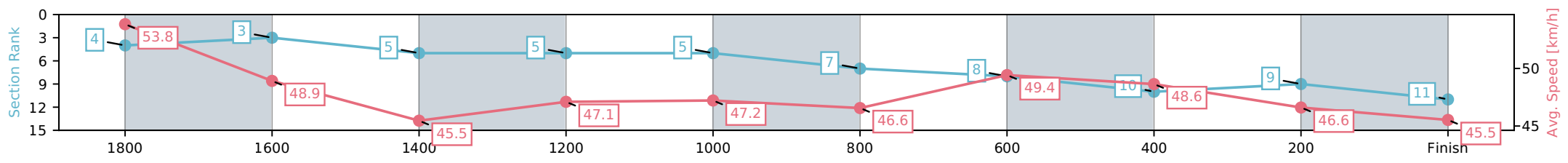
Race 1: XCM SPORT MOBILE TROT - 1980m

14 November 2025 - 2:09PM

Weather: Raining



Section	L1980	L1800	L1600	L1400	L1200	L1000	L800	L600	L400	L200
Section Times	2:29.47 (0:11.79)	2:17.68 [3] (0:14.88)	2:02.80 [5] (0:15.98)	1:46.82 [5] (0:15.28)	1:31.54 [5] (0:15.38)	1:16.16 [7] (0:15.56)	1:00.60 [8] (0:14.57)	0:46.03 [10] (0:14.91)	0:31.12 [9] (0:15.54)	0:15.58 [11] (0:15.58)
Average Speed [km/h]	53.8	48.9	45.5	47.1	47.2	46.6	49.4	48.6	46.6	45.5
Top Speed [km/h]	54.8	52.5	47.5	49.7	49.5	48.3	49.9	49.7	47.8	47.1
Avg. Dist. to Rail [m]	3.1	1.7	1.3	3.0	1.1	1.0	2.1	1.4	0.9	1.5



- [ ] Ranking at each section and finish
- :-:- No data available at this section
- NA No data available

Horse/Jockey Name	Atlantic City/R T May
Finish Rank	12
Fastest Section Time (Section)	0:11.69 (1980 - 1800)
Top Speed [km/h] (Section)	55.5 (1980 - 1800)
Race State	Finished



NZ Metropolitan Trotting Club Inc Harness

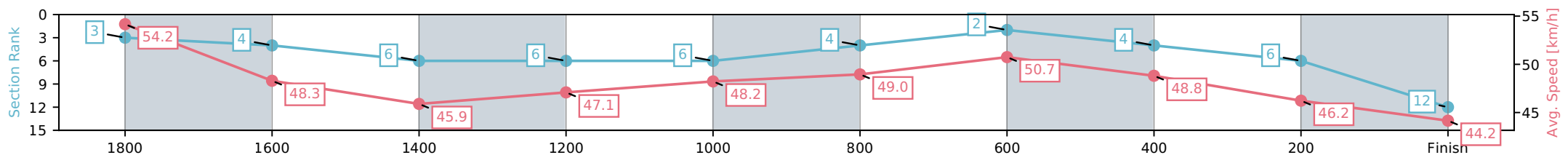
Race 1: XCM SPORT MOBILE TROT - 1980m

14 November 2025 - 2:09PM

Weather: Raining



Section	L1980	L1800	L1600	L1400	L1200	L1000	L800	L600	L400	L200
Section Times	2:29.56 (0:11.69)	2:17.87 [4] (0:15.27)	2:02.60 [6] (0:15.97)	1:46.63 [6] (0:15.31)	1:31.32 [6] (0:15.22)	1:16.10 [4] (0:15.03)	1:01.07 [2] (0:14.19)	0:46.88 [4] (0:15.00)	0:31.88 [6] (0:15.81)	0:16.07 [12] (0:16.07)
Average Speed [km/h]	54.2	48.3	45.9	47.1	48.2	49.0	50.7	48.8	46.2	44.2
Top Speed [km/h]	55.5	51.7	48.6	49.5	49.5	51.0	52.0	49.6	47.8	45.6
Avg. Dist. to Rail [m]	9.2	3.9	2.6	4.7	2.4	3.0	4.6	2.8	2.6	5.7



[ ] Ranking at each section and finish  
 -:-:- No data available at this section  
 NA No data available

Horse/Jockey Name	Crown The Moment/B T Hope
Finish Rank	13
Fastest Section Time (Section)	0:14.62 (800-600)
Top Speed [km/h] (Section)	50.4 (1980 - 1800)
Race State	Finished



NZ Metropolitan Trotting Club Inc Harness

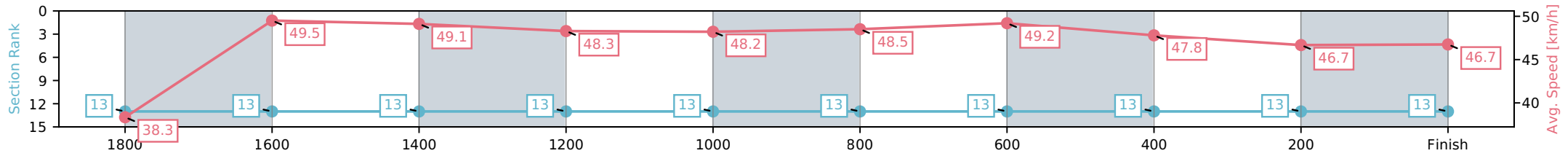
Race 1: XCM SPORT MOBILE TROT - 1980m

14 November 2025 - 2:09PM

Weather: Raining



Section	L1980	L1800	L1600	L1400	L1200	L1000	L800	L600	L400	L200
Section Times	2:31.50 (0:16.64)	2:14.86 [13] (0:14.71)	2:00.15 [13] (0:14.75)	1:45.40 [13] (0:14.91)	1:30.49 [13] (0:15.07)	1:15.42 [13] (0:14.92)	1:00.50 [13] (0:14.62)	0:45.88 [13] (0:15.20)	0:30.68 [13] (0:15.54)	0:15.14 [13] (0:15.14)
Average Speed [km/h]	38.3	49.5	49.1	48.3	48.2	48.5	49.2	47.8	46.7	46.7
Top Speed [km/h]	50.4	50.3	49.8	49.0	49.0	49.1	49.8	48.4	47.9	48.0
Avg. Dist. to Rail [m]	1.8	1.9	1.0	2.3	1.1	0.9	1.3	1.5	1.2	1.8



[ ] Ranking at each section and finish  
 -:-:- No data available at this section  
 NA No data available



# NZ Metropolitan Trotting Club Inc Harness

Race 2: MACCA LODGE 'TRAINED SOUTH OF THE WAITAKI' MOBILE PACE - 2600m

14 November 2025 - 2:44PM



Weather: Raining

Field Times	3:11.09	2:58.18	2:43.91	2:28.51	2:12.48	1:56.85	1:42.07	1:27.80
(Race Tempo)	(0:12.91)	(0:14.27)	(0:15.40)	(0:16.03)	(0:15.63)	(0:14.78)	(0:14.27)	(0:14.72)

Rank	TAB#	Horse	Overall Time	First 400m	Top Speed km/h (Section)	L2600	L2400	L2200	L2000	L1800	L1600	L1400	L1200
	(BAR#)	Driver	Margin (DT-W)	Last 600m	Fastest Section (Time)	Start - 2400	2400 - 2200	2200 - 2000	2000 - 1800	1800 - 1600	1600 - 1400	1400 - 1200	1200 - 1000
1	8	Haley Jaccka	3:11.09	0:29.27	53.1 (1600-1400)	3:11.09	2:56.91 [11]	2:41.82 [11]	2:26.17 [9]	2:11.13 [3]	1:56.72 [3]	1:41.94 [2]	1:27.70 [5]
	(8)	T M Williams		0:44.02	800-600 (0:14.02)	(0:14.18)	(0:15.09)	(0:15.65)	(0:15.04)	(0:14.41)	(0:14.78)	(0:14.24)	(0:15.01)
2	7	Hacksaw Ridge	3:11.27	0:28.94	55.8 (1400-1200)	3:11.27	2:57.26 [10]	2:42.33 [10]	2:26.75 [11]	2:10.86 [11]	1:55.47 [9]	1:41.29 [3]	1:27.82 [2]
	(7)	R D Holmes	1L (-10)	0:44.38	1400-1200 (0:13.47)	(0:14.01)	(0:14.93)	(0:15.58)	(0:15.89)	(0:15.39)	(0:14.18)	(0:13.47)	(0:14.61)
3	12	Cracker Opie	3:11.40	0:28.63	53.9 (1000-800)	3:11.40	2:57.35 [9]	2:42.77 [8]	2:27.46 [8]	2:11.52 [10]	1:55.85 [11]	1:41.17 [12]	1:26.75 [12]
	(12)	C R Ferguson	1.7L (-12)	0:43.60	2600 - 2400 (0:14.05)	(0:14.05)	(0:14.58)	(0:15.31)	(0:15.94)	(0:15.67)	(0:14.68)	(0:14.42)	(0:14.70)
4	10	Secret Agent Man	3:11.93	0:27.76	53.9 (2600 - 2400)	3:11.93	2:58.50 [4]	2:44.17 [3]	2:28.70 [4]	2:12.69 [6]	1:57.02 [6]	1:42.31 [10]	1:27.69 [10]
	(10)	N P Williamson	4.7L (-17)	0:43.78	2600 - 2400 (0:13.43)	(0:13.43)	(0:14.33)	(0:15.47)	(0:16.01)	(0:15.67)	(0:14.71)	(0:14.62)	(0:14.80)
5	11	Foxing Easton	3:11.96	0:28.04	55.1 (1000-800)	3:11.96	2:58.15 [6]	2:43.92 [6]	2:28.39 [6]	2:12.43 [8]	1:56.77 [8]	1:42.06 [11]	1:27.58 [11]
	(11)	B N Orange	4.8L (-4)	0:44.01	2600 - 2400 (0:13.81)	(0:13.81)	(0:14.23)	(0:15.53)	(0:15.96)	(0:15.66)	(0:14.71)	(0:14.48)	(0:14.90)
6	6	Betting Sensation	3:11.98	0:28.51	53.5 (1000-800)	3:11.98	2:58.24 [8]	2:43.47 [9]	2:27.78 [10]	2:11.89 [9]	1:56.50 [10]	1:41.90 [9]	1:27.89 [6]
	(6)	Mark Purdon	5L (+3)	0:44.59	2600 - 2400 (0:13.74)	(0:13.74)	(0:14.77)	(0:15.69)	(0:15.89)	(0:15.39)	(0:14.60)	(0:14.01)	(0:14.46)
7	5	Mr Cash Man	3:12.21	0:27.17	54.7 (2600 - 2400)	3:12.21	2:59.31 [1]	2:45.04 [1]	2:29.64 [1]	2:13.61 [1]	1:57.98 [1]	1:43.19 [4]	1:28.58 [4]
	(5)	M J Williamson	6.2L (-18)	0:44.56	2600 - 2400 (0:12.90)	(0:12.90)	(0:14.27)	(0:15.40)	(0:16.03)	(0:15.63)	(0:14.79)	(0:14.61)	(0:14.76)
8	4	Brookies Player	3:12.65	0:27.59	54.5 (2600 - 2400)	3:12.65	2:59.67 [3]	2:45.06 [4]	2:29.39 [3]	2:13.48 [5]	1:57.83 [5]	1:43.21 [5]	1:28.97 [8]
	(4)	M G Hill	8.7L (-2)	0:45.17	2600 - 2400 (0:12.98)	(0:12.98)	(0:14.61)	(0:15.67)	(0:15.91)	(0:15.65)	(0:14.62)	(0:14.24)	(0:15.02)
9	3	Aint No Angel	3:13.96	0:27.86	53.4 (2600 - 2400)	3:13.96	3:00.86 [5]	2:46.10 [5]	2:30.42 [5]	2:14.49 [2]	1:59.64 [2]	1:44.89 [1]	1:30.67 [1]
	(3)	Brad Williamson	16L (-16)	0:46.64	2600 - 2400 (0:13.10)	(0:13.10)	(0:14.76)	(0:15.68)	(0:15.93)	(0:14.85)	(0:14.75)	(0:14.22)	(0:14.71)
10	9	Deny Everything	3:21.38	0:29.44	56.3 (1400-1200)	3:21.38	3:07.07 [12]	2:51.94 [12]	2:36.10 [12]	2:20.59 [12]	2:05.26 [12]	1:50.96 [6]	1:37.61 [3]
	(9)	S J Ottley	57.2L (+6)	0:54.30	1400-1200 (0:13.35)	(0:14.31)	(0:15.13)	(0:15.84)	(0:15.51)	(0:15.33)	(0:14.30)	(0:13.35)	(0:14.44)

[ ] Position in running at each section and finish  
 TAB# Saddle cloth number  
 -:-:- No data available at this section  
 BAR# Barrier/Gate Position  
 NA No data available  
 DNF Did not finish  
 DNT Did not track  
 DT-W Distance travelled compared to winner in metres

Fastest split  
 Fastest section



NZ Metropolitan Trotting Club Inc Harness  
 Race 2: MACCA LODGE 'TRAINED SOUTH OF THE WAITAKI' MOBILE PACE - 2600m  
 14 November 2025 - 2:44PM



Weather: Raining

Field Times (Race Tempo) 3:11.09 (0:12.91) 2:58.18 (0:14.27) 2:43.91 (0:15.40) 2:28.51 (0:16.03) 2:12.48 (0:15.63) 1:56.85 (0:14.78) 1:42.07 (0:14.27) 1:27.80 (0:14.72)

Rank	TAB#	Horse	Overall Time	First 400m	Top Speed km/h (Section)	L2600	L2400	L2200	L2000	L1800	L1600	L1400	L1200
	(BAR#)	Driver	Margin (DT-W)	Last 600m	Fastest Section (Time)	Start - 2400	2400 - 2200	2200 - 2000	2000 - 1800	1800 - 1600	1600 - 1400	1400 - 1200	1200 - 1000
11	1	Rakamick	3:21.89	0:27.39	54.4 (2600 - 2400)	3:21.89	3:08.94 [2]	2:54.50 [2]	2:38.99 [2]	2:22.97 [4]	2:07.37 [4]	1:52.59 [7]	1:37.96 [7]
	(1)	C J Dalgety	60L (-10)	0:53.94	2600 - 2400 (0:12.95)	(0:12.95)	(0:14.44)	(0:15.51)	(0:16.02)	(0:15.60)	(0:14.78)	(0:14.63)	(0:14.76)
12	2	Share A Dream	3:48.41	0:28.16	54.2 (1000-800)	3:48.41	3:34.93 [7]	3:20.25 [7]	3:04.53 [7]	2:48.61 [7]	2:33.29 [7]	2:18.69 [8]	2:04.45 [9]
	(2)	M D Hurrell	207.3L (+15)	1:20.72	2600 - 2400 (0:13.48)	(0:13.48)	(0:14.68)	(0:15.72)	(0:15.92)	(0:15.32)	(0:14.60)	(0:14.24)	(0:15.00)

- [ ] Position in running at each section and finish
- [-:-:-] No data available at this section
- NA No data available
- DNT Did not track
- TAB# Saddle cloth number
- BAR# Barrier/Gate Position
- DNF Did not finish
- DT-W Distance travelled compared to winner in metres

- Fastest split
- Fastest section



**NZ Metropolitan Trotting Club Inc Harness**  
 Race 2: MACCA LODGE 'TRAINED SOUTH OF THE WAITAKI' MOBILE PACE - 2600m  
 14 November 2025 - 2:44PM



Weather: Raining

Field Times  
 (Race Tempo)                      1:13.08    0:58.38    0:44.19    0:29.32    0:14.38  
    (0:14.70)    (0:14.19)    (0:14.87)    (0:14.95)    (0:14.38)

Rank	TAB#	Horse	Overall Time	First 400m	Top Speed km/h (Section)	L1000	L800	L600	L400	L200			
	(BAR#)	Driver	Margin (DT-W)	Last 600m	Fastest Section (Time)	1000 - 800	800 - 600	600 - 400	400 - 200	200 - Finish			
1	8	Haley Jaccka	3:11.09	0:29.27	53.1 (1600-1400)	1:12.69 [4]	0:58.04 [2]	0:44.02 [2]	0:29.00 [2]	0:14.36 [1]			
	(8)	T M Williams		0:44.02	800-600 (0:14.02)	(0:14.65)	(0:14.02)	(0:15.02)	(0:14.64)	(0:14.36)			
2	7	Hacksaw Ridge	3:11.27	0:28.94	55.8 (1400-1200)	1:13.21 [2]	0:58.55 [1]	0:44.38 [1]	0:29.51 [1]	0:14.56 [2]			
	(7)	R D Holmes	1L (-10)	0:44.38	1400-1200 (0:13.47)	(0:14.66)	(0:14.17)	(0:14.87)	(0:14.95)	(0:14.56)			
3	12	Cracker Opie	3:11.40	0:28.63	53.9 (1000-800)	1:12.05 [10]	0:57.75 [9]	0:43.60 [6]	0:28.80 [4]	0:14.11 [3]			
	(12)	C R Ferguson	1.7L (-12)	0:43.60	2600 - 2400 (0:14.05)	(0:14.30)	(0:14.15)	(0:14.80)	(0:14.69)	(0:14.11)			
4	10	Secret Agent Man	3:11.93	0:27.76	53.9 (2600 - 2400)	1:12.89 [11]	0:58.25 [12]	0:43.78 [9]	0:29.02 [5]	0:14.37 [4]			
	(10)	N P Williamson	4.7L (-17)	0:43.78	2600 - 2400 (0:13.43)	(0:14.64)	(0:14.47)	(0:14.76)	(0:14.65)	(0:14.37)			
5	11	Foxing Easton	3:11.96	0:28.04	55.1 (1000-800)	1:12.68 [12]	0:58.07 [11]	0:44.01 [10]	0:29.01 [6]	0:14.37 [5]			
	(11)	B N Orange	4.8L (-4)	0:44.01	2600 - 2400 (0:13.81)	(0:14.61)	(0:14.06)	(0:15.00)	(0:14.64)	(0:14.37)			
6	6	Betting Sensation	3:11.98	0:28.51	53.5 (1000-800)	1:13.43 [6]	0:58.66 [5]	0:44.59 [3]	0:29.83 [3]	0:14.85 [6]			
	(6)	Mark Purdon	5L (+3)	0:44.59	2600 - 2400 (0:13.74)	(0:14.77)	(0:14.07)	(0:14.76)	(0:14.98)	(0:14.85)			
7	5	Mr Cash Man	3:12.21	0:27.17	54.7 (2600 - 2400)	1:13.82 [5]	0:59.14 [7]	0:44.56 [8]	0:29.33 [8]	0:14.39 [7]			
	(5)	M J Williamson	6.2L (-18)	0:44.56	2600 - 2400 (0:12.90)	(0:14.68)	(0:14.58)	(0:15.23)	(0:14.94)	(0:14.39)			
8	4	Brookies Player	3:12.65	0:27.59	54.5 (2600 - 2400)	1:13.95 [7]	0:59.29 [6]	0:45.17 [7]	0:29.92 [7]	0:14.86 [8]			
	(4)	M G Hill	8.7L (-2)	0:45.17	2600 - 2400 (0:12.98)	(0:14.66)	(0:14.12)	(0:15.25)	(0:15.06)	(0:14.86)			
9	3	Aint No Angel	3:13.96	0:27.86	53.4 (2600 - 2400)	1:15.96 [1]	1:01.26 [4]	0:46.64 [5]	0:31.45 [9]	0:16.13 [9]			
	(3)	Brad Williamson	16L (-16)	0:46.64	2600 - 2400 (0:13.10)	(0:14.70)	(0:14.62)	(0:15.19)	(0:15.32)	(0:16.13)			
10	9	Deny Everything	3:21.38	0:29.44	56.3 (1400-1200)	1:23.17 [3]	1:08.44 [3]	0:54.30 [4]	0:38.98 [10]	0:18.73 [10]			
	(9)	S J Ottley	57.2L (+6)	0:54.30	1400-1200 (0:13.35)	(0:14.73)	(0:14.14)	(0:15.32)	(0:20.25)	(0:18.73)			

[ ] Position in running at each section and finish    TAB# Saddle cloth number  
 -:-:- No data available at this section                    BAR# Barrier/Gate Position  
 NA No data available    DNF Did not finish  
 DNT Did not track    DT-W Distance travelled compared to winner in metres

Fastest split  
 Fastest section



NZ Metropolitan Trotting Club Inc Harness  
 Race 2: MACCA LODGE 'TRAINED SOUTH OF THE WAITAKI' MOBILE PACE - 2600m  
 14 November 2025 - 2:44PM



Weather: Raining

Field Times  
 (Race Tempo)                      1:13.08    0:58.38    0:44.19    0:29.32    0:14.38  
     (0:14.70)   (0:14.19)   (0:14.87)   (0:14.95)   (0:14.38)

Rank	TAB#	Horse	Overall Time	First 400m	Top Speed km/h (Section)	L1000	L800	L600	L400	L200			
	(BAR#)	Driver	Margin (DT-W)	Last 600m	Fastest Section (Time)	1000 - 800	800 - 600	600 - 400	400 - 200	200 - Finish			
11	1	Rakamick	3:21.89	0:27.39	54.4 (2600 - 2400)	1:23.20 [8]	1:08.51 [10]	0:53.94 [11]	0:38.58 [11]	0:16.84 [11]			
	(1)	C J Dalgety	60L (-10)	0:53.94	2600 - 2400 (0:12.95)	(0:14.69)	(0:14.57)	(0:15.36)	(0:21.74)	(0:16.84)			
12	2	Share A Dream	3:48.41	0:28.16	54.2 (1000-800)	1:49.45 [9]	1:34.79 [8]	1:20.72 [12]	1:05.05 [12]	0:34.32 [12]			
	(2)	M D Hurrell	207.3L (+15)	1:20.72	2600 - 2400 (0:13.48)	(0:14.66)	(0:14.07)	(0:15.67)	(0:30.73)	(0:34.32)			

- [ ] Position in running at each section and finish    TAB# Saddle cloth number
- :--:-- No data available at this section                    BAR# Barrier/Gate Position
- NA No data available    DNF Did not finish
- DNT Did not track    DT-W Distance travelled compared to winner in metres

- Fastest split
- Fastest section

Horse/Jockey Name	Haley Jaccka/T M Williams
Finish Rank	1
Fastest Section Time (Section)	0:14.02 (800-600)
Top Speed [km/h] (Section)	53.1 (1600-1400)
Race State	Finished



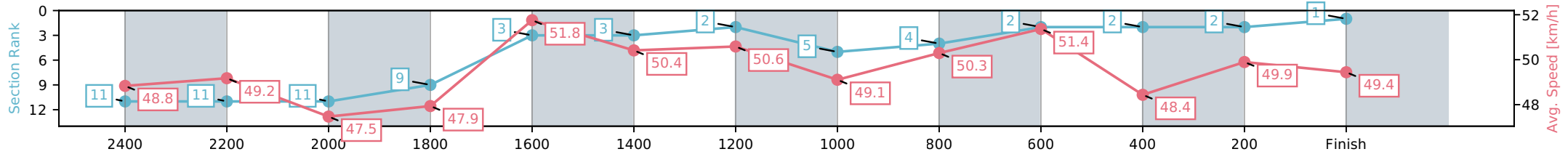
NZ Metropolitan Trotting Club Inc Harness  
 Race 2: MACCA LODGE 'TRAINED SOUTH OF THE WAITAKI'  
 MOBILE PACE - 2600m



14 November 2025 - 2:44PM

Weather: Raining

Section	L2600	L2400	L2200	L2000	L1800	L1600	L1400	L1200	L1000	L800	L600	L400	L200
Section Times	3:11.09 (0:14.18)	2:56.91 [11] (0:15.09)	2:41.82 [11] (0:15.65)	2:26.17 [9] (0:15.04)	2:11.13 [3] (0:14.41)	1:56.72 [3] (0:14.78)	1:41.94 [2] (0:14.24)	1:27.70 [5] (0:15.01)	1:12.69 [4] (0:14.65)	0:58.04 [2] (0:14.02)	0:44.02 [2] (0:15.02)	0:29.00 [2] (0:14.64)	0:14.36 [1] (0:14.36)
Average Speed [km/h]	48.8	49.2	47.5	47.9	51.8	50.4	50.6	49.1	50.3	51.4	48.4	49.9	49.4
Top Speed [km/h]	51.4	51.6	51.4	51.4	52.6	53.1	52.9	51.4	53.1	52.6	51.4	51.6	51.5
Avg. Dist. to Rail [m]	12.6	4.6	4.0	4.8	5.5	4.5	6.3	3.0	3.2	3.5	2.0	2.5	5.4



[ ] Ranking at each section and finish  
 -:-:- No data available at this section  
 NA No data available

Horse/Jockey Name	Hacksaw Ridge/R D Holmes
Finish Rank	2
Fastest Section Time (Section)	0:13.47 (1400-1200)
Top Speed [km/h] (Section)	55.8 (1400-1200)
Race State	Finished



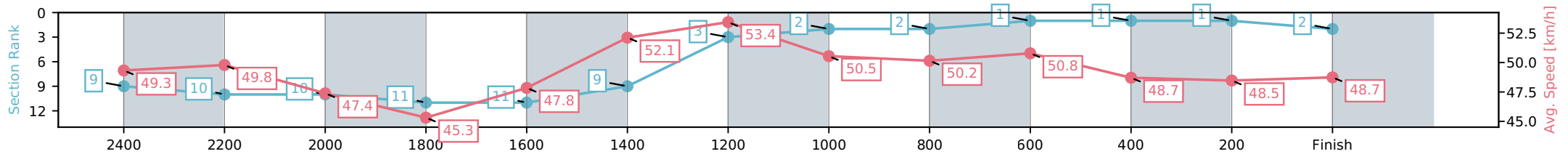
NZ Metropolitan Trotting Club Inc Harness  
 Race 2: MACCA LODGE 'TRAINED SOUTH OF THE WAITAKI'  
 MOBILE PACE - 2600m



14 November 2025 - 2:44PM

Weather: Raining

Section	L2600	L2400	L2200	L2000	L1800	L1600	L1400	L1200	L1000	L800	L600	L400	L200
Section Times	3:11.27 (0:14.01)	2:57.26 [10] (0:14.93)	2:42.33 [10] (0:15.58)	2:26.75 [11] (0:15.89)	2:10.86 [11] (0:15.39)	1:55.47 [9] (0:14.18)	1:41.29 [3] (0:13.47)	1:27.82 [2] (0:14.61)	1:13.21 [2] (0:14.66)	0:58.55 [1] (0:14.17)	0:44.38 [1] (0:14.87)	0:29.51 [1] (0:14.95)	0:14.56 [2] (0:14.56)
Average Speed [km/h]	49.3	49.8	47.4	45.3	47.8	52.1	53.4	50.5	50.2	50.8	48.7	48.5	48.7
Top Speed [km/h]	53.4	50.9	50.8	47.1	50.4	54.8	55.8	51.7	52.9	51.2	51.0	50.9	51.0
Avg. Dist. to Rail [m]	10.6	4.5	3.4	3.7	3.5	3.6	6.7	3.3	2.8	2.9	1.2	1.2	3.6



- [ ] Ranking at each section and finish
- :-:- No data available at this section
- NA No data available

Horse/Jockey Name	Cracker Opie/C R Ferguson
Finish Rank	3
Fastest Section Time (Section)	0:14.05 (2600 - 2400)
Top Speed [km/h] (Section)	53.9 (1000-800)
Race State	Finished



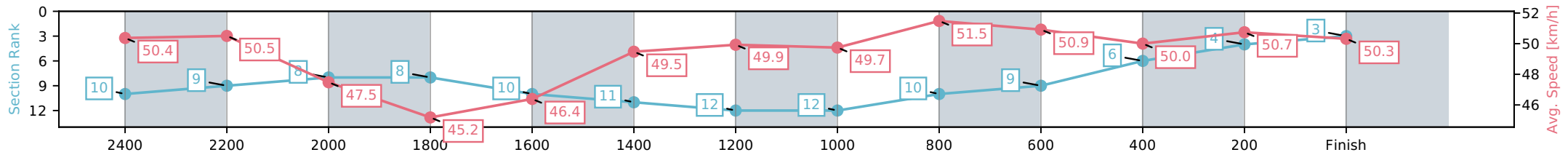
NZ Metropolitan Trotting Club Inc Harness  
 Race 2: MACCA LODGE 'TRAINED SOUTH OF THE WAITAKI'  
 MOBILE PACE - 2600m



14 November 2025 - 2:44PM

Weather: Raining

Section	L2600	L2400	L2200	L2000	L1800	L1600	L1400	L1200	L1000	L800	L600	L400	L200
Section Times	3:11.40 (0:14.05)	2:57.35 [9] (0:14.58)	2:42.77 [8] (0:15.31)	2:27.46 [8] (0:15.94)	2:11.52 [10] (0:15.67)	1:55.85 [11] (0:14.68)	1:41.17 [12] (0:14.42)	1:26.75 [12] (0:14.70)	1:12.05 [10] (0:14.30)	0:57.75 [9] (0:14.15)	0:43.60 [6] (0:14.80)	0:28.80 [4] (0:14.69)	0:14.11 [3] (0:14.11)
Average Speed [km/h]	50.4	50.5	47.5	45.2	46.4	49.5	49.9	49.7	51.5	50.9	50.0	50.7	50.3
Top Speed [km/h]	52.0	52.4	51.1	46.4	50.1	50.4	51.9	53.0	53.9	51.7	51.7	51.8	51.6
Avg. Dist. to Rail [m]	7.2	3.1	1.4	1.5	1.5	1.3	3.1	1.8	3.0	3.5	3.8	5.2	7.8



- [ ] Ranking at each section and finish
- :-:- No data available at this section
- NA No data available

Horse/Jockey Name	Secret Agent Man/N P Williamson
Finish Rank	4
Fastest Section Time (Section)	0:13.43 (2600 - 2400)
Top Speed [km/h] (Section)	53.9 (2600 - 2400)
Race State	Finished



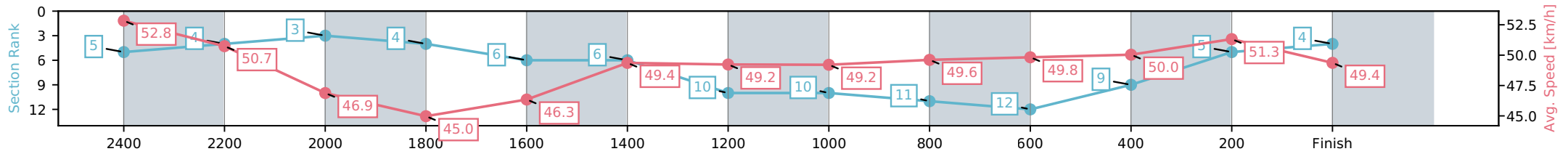
NZ Metropolitan Trotting Club Inc Harness  
 Race 2: MACCA LODGE 'TRAINED SOUTH OF THE WAITAKI'  
 MOBILE PACE - 2600m



14 November 2025 - 2:44PM

Weather: Raining

Section	L2600	L2400	L2200	L2000	L1800	L1600	L1400	L1200	L1000	L800	L600	L400	L200
Section Times	3:11.93 (0:13.43)	2:58.50 [4] (0:14.33)	2:44.17 [3] (0:15.47)	2:28.70 [4] (0:16.01)	2:12.69 [6] (0:15.67)	1:57.02 [6] (0:14.71)	1:42.31 [10] (0:14.62)	1:27.69 [10] (0:14.80)	1:12.89 [11] (0:14.64)	0:58.25 [12] (0:14.47)	0:43.78 [9] (0:14.76)	0:29.02 [5] (0:14.65)	0:14.37 [4] (0:14.37)
Average Speed [km/h]	52.8	50.7	46.9	45.0	46.3	49.4	49.2	49.2	49.6	49.8	50.0	51.3	49.4
Top Speed [km/h]	53.9	53.7	48.7	45.8	50.1	50.5	51.0	51.6	52.0	51.4	51.4	51.6	51.1
Avg. Dist. to Rail [m]	3.0	1.4	1.2	1.4	1.3	1.2	3.0	1.4	1.4	2.3	3.6	6.5	9.6



[ ] Ranking at each section and finish  
 -:-:- No data available at this section  
 NA No data available

Horse/Jockey Name	Foxing Easton/B N Orange
Finish Rank	5
Fastest Section Time (Section)	0:13.81 (2600 - 2400)
Top Speed [km/h] (Section)	55.1 (1000-800)
Race State	Finished



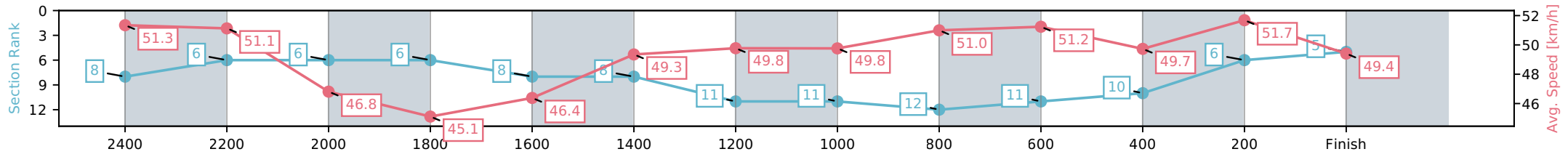
NZ Metropolitan Trotting Club Inc Harness  
 Race 2: MACCA LODGE 'TRAINED SOUTH OF THE WAITAKI'  
 MOBILE PACE - 2600m



14 November 2025 - 2:44PM

Weather: Raining

Section	L2600	L2400	L2200	L2000	L1800	L1600	L1400	L1200	L1000	L800	L600	L400	L200
Section Times	3:11.96 (0:13.81)	2:58.15 [6] (0:14.23)	2:43.92 [6] (0:15.53)	2:28.39 [6] (0:15.96)	2:12.43 [8] (0:15.66)	1:56.77 [8] (0:14.71)	1:42.06 [11] (0:14.48)	1:27.58 [11] (0:14.90)	1:12.68 [12] (0:14.61)	0:58.07 [11] (0:14.06)	0:44.01 [10] (0:15.00)	0:29.01 [6] (0:14.64)	0:14.37 [5] (0:14.37)
Average Speed [km/h]	51.3	51.1	46.8	45.1	46.4	49.3	49.8	49.8	51.0	51.2	49.7	51.7	49.4
Top Speed [km/h]	53.5	53.4	48.9	45.8	50.1	50.8	51.4	53.2	55.1	51.9	51.3	53.2	51.9
Avg. Dist. to Rail [m]	5.3	1.7	1.4	1.6	1.4	1.3	3.5	3.5	4.6	5.0	4.9	7.5	10.6



[ ] Ranking at each section and finish  
 -:-:- No data available at this section  
 NA No data available

Horse/Jockey Name	Betting Sensation/Mark Purdon
Finish Rank	6
Fastest Section Time (Section)	0:13.74 (2600 - 2400)
Top Speed [km/h] (Section)	53.5 (1000-800)
Race State	Finished



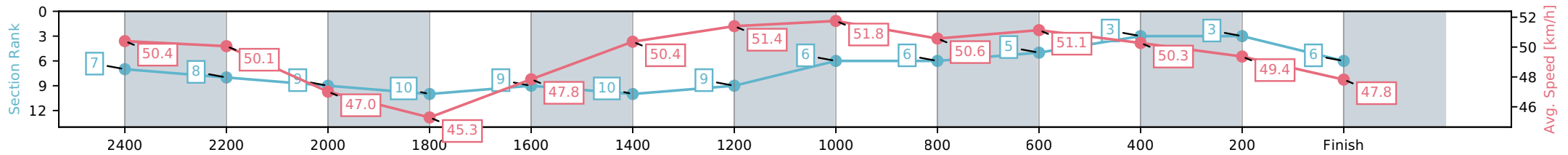
NZ Metropolitan Trotting Club Inc Harness  
 Race 2: MACCA LODGE 'TRAINED SOUTH OF THE WAITAKI'  
 MOBILE PACE - 2600m



14 November 2025 - 2:44PM

Weather: Raining

Section	L2600	L2400	L2200	L2000	L1800	L1600	L1400	L1200	L1000	L800	L600	L400	L200
Section Times	3:11.98 (0:13.74)	2:58.24 [8] (0:14.77)	2:43.47 [9] (0:15.69)	2:27.78 [10] (0:15.89)	2:11.89 [9] (0:15.39)	1:56.50 [10] (0:14.60)	1:41.90 [9] (0:14.01)	1:27.89 [6] (0:14.46)	1:13.43 [6] (0:14.77)	0:58.66 [5] (0:14.07)	0:44.59 [3] (0:14.76)	0:29.83 [3] (0:14.98)	0:14.85 [6] (0:14.85)
Average Speed [km/h]	50.4	50.1	47.0	45.3	47.8	50.4	51.4	51.8	50.6	51.1	50.3	49.4	47.8
Top Speed [km/h]	52.2	52.3	49.1	46.7	50.4	51.5	52.4	52.7	53.5	51.6	51.2	50.1	49.6
Avg. Dist. to Rail [m]	9.1	3.6	3.4	3.6	3.4	2.8	5.6	4.7	4.8	5.0	4.5	3.9	5.7



- [ ] Ranking at each section and finish
- :-:- No data available at this section
- NA No data available

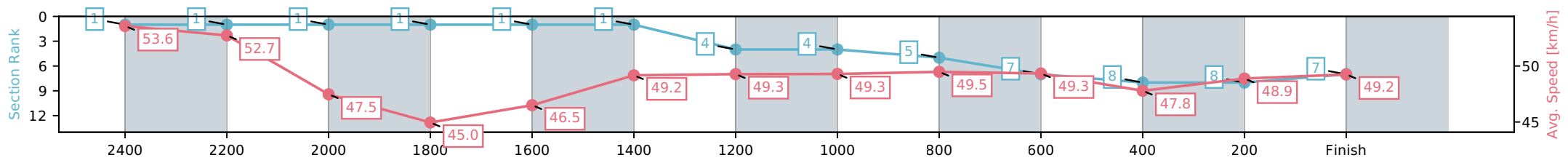
Horse/Jockey Name	Mr Cash Man/M J Williamson
Finish Rank	7
Fastest Section Time (Section)	0:12.90 (2600 - 2400)
Top Speed [km/h] (Section)	54.7 (2600 - 2400)
Race State	Finished



NZ Metropolitan Trotting Club Inc Harness  
 Race 2: MACCA LODGE 'TRAINED SOUTH OF THE WAITAKI'  
 MOBILE PACE - 2600m  
 14 November 2025 - 2:44PM  
 Weather: Raining



Section	L2600	L2400	L2200	L2000	L1800	L1600	L1400	L1200	L1000	L800	L600	L400	L200
Section Times	3:12.21 (0:12.90)	2:59.31 [1] (0:14.27)	2:45.04 [1] (0:15.40)	2:29.64 [1] (0:16.03)	2:13.61 [1] (0:15.63)	1:57.98 [1] (0:14.79)	1:43.19 [4] (0:14.61)	1:28.58 [4] (0:14.76)	1:13.82 [5] (0:14.68)	0:59.14 [7] (0:14.58)	0:44.56 [8] (0:15.23)	0:29.33 [8] (0:14.94)	0:14.39 [7] (0:14.39)
Average Speed [km/h]	53.6	52.7	47.5	45.0	46.5	49.2	49.3	49.3	49.5	49.3	47.8	48.9	49.2
Top Speed [km/h]	54.7	54.7	50.8	45.7	50.9	50.9	50.9	50.6	50.8	49.7	48.8	51.2	50.6
Avg. Dist. to Rail [m]	9.1	5.7	2.6	1.6	1.4	1.3	3.1	1.4	1.3	1.6	1.7	2.1	3.5



[ ] Ranking at each section and finish  
 -:-:- No data available at this section  
 NA No data available

Horse/Jockey Name	Brookies Player/M G Hill
Finish Rank	8
Fastest Section Time (Section)	0:12.98 (2600 - 2400)
Top Speed [km/h] (Section)	54.5 (2600 - 2400)
Race State	Finished



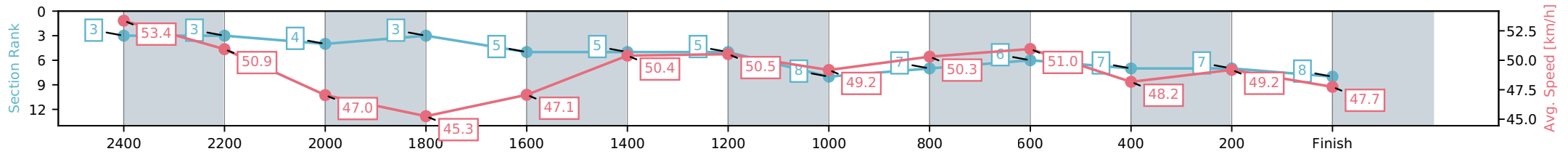
NZ Metropolitan Trotting Club Inc Harness  
 Race 2: MACCA LODGE 'TRAINED SOUTH OF THE WAITAKI'  
 MOBILE PACE - 2600m



14 November 2025 - 2:44PM

Weather: Raining

Section	L2600	L2400	L2200	L2000	L1800	L1600	L1400	L1200	L1000	L800	L600	L400	L200
Section Times	3:12.65 (0:12.98)	2:59.67 [3] (0:14.61)	2:45.06 [4] (0:15.67)	2:29.39 [3] (0:15.91)	2:13.48 [5] (0:15.65)	1:57.83 [5] (0:14.62)	1:43.21 [5] (0:14.24)	1:28.97 [8] (0:15.02)	1:13.95 [7] (0:14.66)	0:59.29 [6] (0:14.12)	0:45.17 [7] (0:15.25)	0:29.92 [7] (0:15.06)	0:14.86 [8] (0:14.86)
Average Speed [km/h]	53.4	50.9	47.0	45.3	47.1	50.4	50.5	49.2	50.3	51.0	48.2	49.2	47.7
Top Speed [km/h]	54.5	53.8	48.6	46.2	50.9	51.2	51.6	51.3	52.6	51.4	51.2	51.1	50.2
Avg. Dist. to Rail [m]	7.7	4.5	3.3	3.3	3.3	3.0	5.0	3.1	3.2	3.4	3.0	4.2	7.0



- [ ] Ranking at each section and finish
- :-:- No data available at this section
- NA No data available

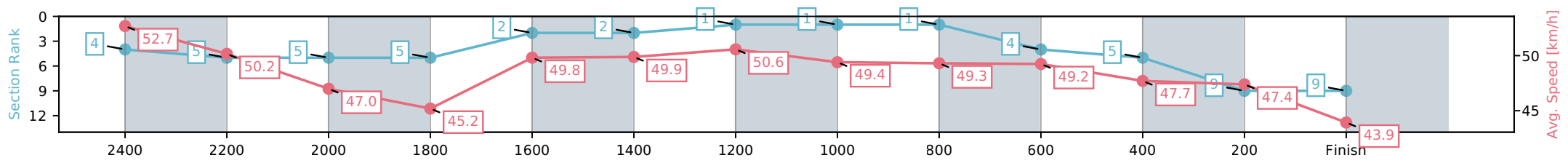
Horse/Jockey Name	Aint No Angel/Brad Williamson
Finish Rank	9
Fastest Section Time (Section)	0:13.10 (2600 - 2400)
Top Speed [km/h] (Section)	53.4 (2600 - 2400)
Race State	Finished



NZ Metropolitan Trotting Club Inc Harness  
 Race 2: MACCA LODGE 'TRAINED SOUTH OF THE WAITAKI'  
 MOBILE PACE - 2600m  
 14 November 2025 - 2:44PM  
 Weather: Raining



Section	L2600	L2400	L2200	L2000	L1800	L1600	L1400	L1200	L1000	L800	L600	L400	L200
Section Times	3:13.96 (0:13.10)	3:00.86 [5] (0:14.76)	2:46.10 [5] (0:15.68)	2:30.42 [5] (0:15.93)	2:14.49 [2] (0:14.85)	1:59.64 [2] (0:14.75)	1:44.89 [1] (0:14.22)	1:30.67 [1] (0:14.71)	1:15.96 [1] (0:14.70)	1:01.26 [4] (0:14.62)	0:46.64 [5] (0:15.19)	0:31.45 [9] (0:15.32)	0:16.13 [9] (0:16.13)
Average Speed [km/h]	52.7	50.2	47.0	45.2	49.8	49.9	50.6	49.4	49.3	49.2	47.7	47.4	43.9
Top Speed [km/h]	53.4	53.2	48.7	46.2	51.8	51.8	52.1	50.2	50.4	49.6	48.6	47.8	47.4
Avg. Dist. to Rail [m]	6.2	3.6	3.3	3.5	4.1	2.9	4.6	1.3	1.1	1.8	1.3	1.3	3.4



[ ] Ranking at each section and finish  
 -:-:- No data available at this section  
 NA No data available

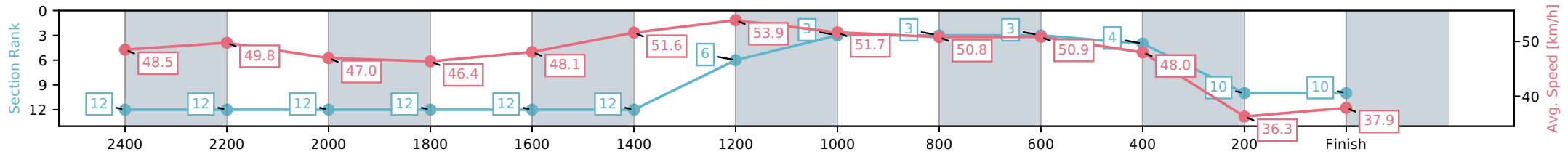
Horse/Jockey Name	Deny Everything/S J Ottley
Finish Rank	10
Fastest Section Time (Section)	0:13.35 (1400-1200)
Top Speed [km/h] (Section)	56.3 (1400-1200)
Race State	Finished



NZ Metropolitan Trotting Club Inc Harness  
 Race 2: MACCA LODGE 'TRAINED SOUTH OF THE WAITAKI'  
 MOBILE PACE - 2600m  
 14 November 2025 - 2:44PM  
 Weather: Raining



Section	L2600	L2400	L2200	L2000	L1800	L1600	L1400	L1200	L1000	L800	L600	L400	L200
Section Times	3:21.38 (0:14.31)	3:07.07 [12] (0:15.13)	2:51.94 [12] (0:15.84)	2:36.10 [12] (0:15.51)	2:20.59 [12] (0:15.33)	2:05.26 [12] (0:14.30)	1:50.96 [6] (0:13.35)	1:37.61 [3] (0:14.44)	1:23.17 [3] (0:14.73)	1:08.44 [3] (0:14.14)	0:54.30 [4] (0:15.32)	0:38.98 [10] (0:20.25)	0:18.73 [10] (0:18.73)
Average Speed [km/h]	48.5	49.8	47.0	46.4	48.1	51.6	53.9	51.7	50.8	50.9	48.0	36.3	37.9
Top Speed [km/h]	50.8	51.4	50.0	48.2	50.7	54.4	56.3	53.1	53.4	51.4	50.2	43.1	39.3
Avg. Dist. to Rail [m]	14.7	6.6	4.5	4.2	3.7	3.4	6.9	4.6	4.9	5.1	3.6	2.6	2.5



[ ] Ranking at each section and finish  
 -:-:- No data available at this section  
 NA No data available

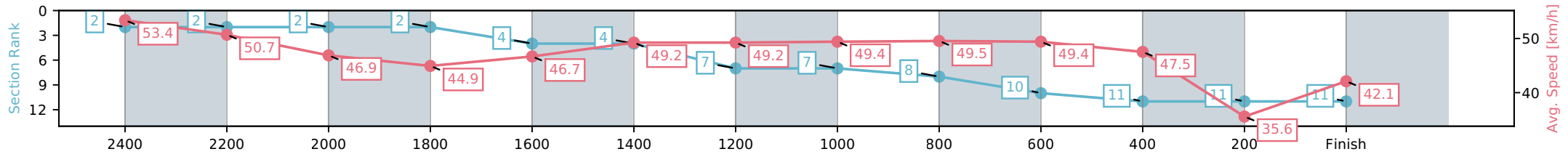
Horse/Jockey Name	Rakamick/C J Dalgety
Finish Rank	11
Fastest Section Time (Section)	0:12.95 (2600 - 2400)
Top Speed [km/h] (Section)	54.4 (2600 - 2400)
Race State	Finished



NZ Metropolitan Trotting Club Inc Harness  
 Race 2: MACCA LODGE 'TRAINED SOUTH OF THE WAITAKI'  
 MOBILE PACE - 2600m  
 14 November 2025 - 2:44PM  
 Weather: Raining



Section	L2600	L2400	L2200	L2000	L1800	L1600	L1400	L1200	L1000	L800	L600	L400	L200
Section Times	3:21.89 (0:12.95)	3:08.94 [2] (0:14.44)	2:54.50 [2] (0:15.51)	2:38.99 [2] (0:16.02)	2:22.97 [4] (0:15.60)	2:07.37 [4] (0:14.78)	1:52.59 [7] (0:14.63)	1:37.96 [7] (0:14.76)	1:23.20 [8] (0:14.69)	1:08.51 [10] (0:14.57)	0:53.94 [11] (0:15.36)	0:38.58 [11] (0:21.74)	0:16.84 [11] (0:16.84)
Average Speed [km/h]	53.4	50.7	46.9	44.9	46.7	49.2	49.2	49.4	49.5	49.4	47.5	35.6	42.1
Top Speed [km/h]	54.4	53.9	49.5	45.6	51.0	50.9	51.1	51.2	51.2	49.9	48.6	44.4	43.7
Avg. Dist. to Rail [m]	4.0	2.2	1.5	1.5	1.6	1.5	3.1	1.6	1.6	1.8	2.0	10.1	8.6



[ ] Ranking at each section and finish  
 -.-.- No data available at this section  
 NA No data available

Horse/Jockey Name	Share A Dream/M D Hurrell
Finish Rank	12
Fastest Section Time (Section)	0:13.48 (2600 - 2400)
Top Speed [km/h] (Section)	54.2 (1000-800)
Race State	Finished



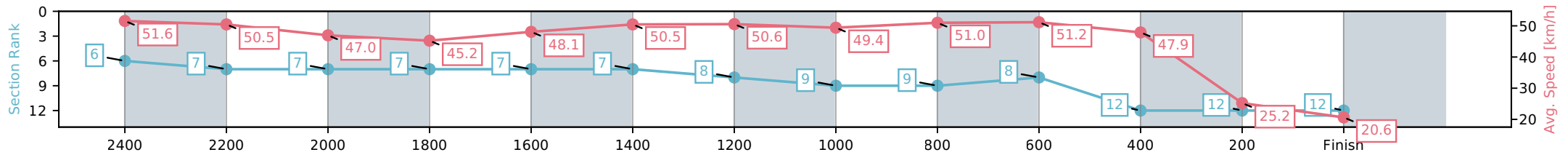
NZ Metropolitan Trotting Club Inc Harness  
 Race 2: MACCA LODGE 'TRAINED SOUTH OF THE WAITAKI'  
 MOBILE PACE - 2600m



14 November 2025 - 2:44PM

Weather: Raining

Section	L2600	L2400	L2200	L2000	L1800	L1600	L1400	L1200	L1000	L800	L600	L400	L200
Section Times	3:48.41 (0:13.48)	3:34.93 [7] (0:14.68)	3:20.25 [7] (0:15.72)	3:04.53 [7] (0:15.92)	2:48.61 [7] (0:15.32)	2:33.29 [7] (0:14.60)	2:18.69 [8] (0:14.24)	2:04.45 [9] (0:15.00)	1:49.45 [9] (0:14.66)	1:34.79 [8] (0:14.07)	1:20.72 [12] (0:15.67)	1:05.05 [12] (0:30.73)	0:34.32 [12] (0:34.32)
Average Speed [km/h]	51.6	50.5	47.0	45.2	48.1	50.5	50.6	49.4	51.0	51.2	47.9	25.2	20.6
Top Speed [km/h]	53.0	53.0	48.6	46.4	50.9	51.3	51.9	53.7	54.2	51.7	50.3	42.3	22.2
Avg. Dist. to Rail [m]	5.6	3.8	3.5	3.5	3.5	3.1	5.1	3.5	4.9	5.0	5.7	10.8	12.9



- [ ] Ranking at each section and finish
- :-:- No data available at this section
- NA No data available



# NZ Metropolitan Trotting Club Inc Harness

Race 3: IRT SIRES' STAKES SERIES 2YO CHAMPIONSHIP (MOB TROT) (Gr1) - 1980m

14 November 2025 - 3:19PM

Weather: Raining



Field Times	2:24.63	2:12.77	1:57.90	1:43.17	1:28.44	1:12.83	0:57.41	0:43.16
(Race Tempo)	(0:11.86)	(0:14.86)	(0:14.74)	(0:14.72)	(0:15.61)	(0:15.43)	(0:14.25)	(0:14.17)

Rank	TAB#	Horse	Overall Time	First 400m	Top Speed km/h (Section)	L1980	L1800	L1600	L1400	L1200	L1000	L800	L600
	(BAR#)	Driver	Margin (DT-W)	Last 600m	Fastest Section (Time)	Start - 1800	1800 - 1600	1600 - 1400	1400 - 1200	1200 - 1000	1000 - 800	800 - 600	600 - 400
1	5	Kyvalley Ray	2:24.63	0:28.69	53.0 (600-400)	2:24.63	2:12.25 [4]	1:57.42 [2]	1:42.86 [2]	1:28.13 [2]	1:12.50 [2]	0:57.11 [2]	0:42.98 [2]
	(5)	B N Orange		0:42.98	1980 - 1800 (0:12.38)	(0:12.38)	(0:14.83)	(0:14.56)	(0:14.73)	(0:15.63)	(0:15.39)	(0:14.13)	(0:14.04)
2	3	Petite Amour	2:24.77	0:28.18	52.6 (1980 - 1800)	2:24.77	2:12.43 [1]	1:58.05 [1]	1:43.31 [1]	1:28.59 [1]	1:12.98 [1]	0:57.55 [1]	0:43.30 [1]
	(3)	John R Dunn	0.7L (-14)	0:43.30	1980 - 1800 (0:12.34)	(0:12.34)	(0:14.38)	(0:14.74)	(0:14.72)	(0:15.61)	(0:15.43)	(0:14.25)	(0:14.16)
3	2	Who's Ya Daddy	2:25.85	0:28.65	52.8 (600-400)	2:25.85	2:13.71 [3]	1:58.76 [4]	1:43.67 [4]	1:28.96 [4]	1:13.45 [4]	0:58.07 [4]	0:43.93 [3]
	(2)	R J Butt	6.8L (-6)	0:43.93	1980 - 1800 (0:12.14)	(0:12.14)	(0:14.95)	(0:15.09)	(0:14.71)	(0:15.51)	(0:15.38)	(0:14.14)	(0:14.13)
4	1	Chocta	2:26.55	0:28.35	54.3 (1980 - 1800)	2:26.55	2:14.69 [2]	1:59.77 [3]	1:44.75 [3]	1:30.00 [3]	1:14.39 [3]	0:58.97 [3]	0:44.76 [4]
	(1)	R D Close	10.6L (-18)	0:44.76	1980 - 1800 (0:11.86)	(0:11.86)	(0:14.92)	(0:15.02)	(0:14.75)	(0:15.61)	(0:15.42)	(0:14.21)	(0:14.36)
5	7	Flying Dreams	2:36.55	0:29.80	52.2 (200-0)	2:36.55	2:23.11 [6]	2:08.25 [5]	1:53.63 [5]	1:39.35 [5]	1:23.94 [5]	1:08.59 [5]	0:54.44 [5]
	(U2)	T M Williams	66.2L (+5)	0:54.44	1980 - 1800 (0:13.44)	(0:13.44)	(0:14.86)	(0:14.62)	(0:14.28)	(0:15.41)	(0:15.35)	(0:14.15)	(0:16.76)
6	6	Save A Prayer	2:41.15	0:30.06	51.4 (200-0)	2:41.15	2:28.18 [5]	2:13.13 [7]	1:51.54 [7]	1:35.07 [7]	1:17.96 [7]	1:01.64 [7]	0:45.91 [7]
	(U1)	C J Hackett	91.8L (+2)	0:45.91	1980 - 1800 (0:12.97)	(0:12.97)	(0:15.05)	(0:21.59)	(0:16.47)	(0:17.11)	(0:16.32)	(0:15.73)	(0:15.50)

[ ] Position in running at each section and finish  
 TAB# Saddle cloth number  
 -:-:- No data available at this section  
 BAR# Barrier/Gate Position  
 NA No data available  
 DNF Did not finish  
 DNT Did not track  
 DT-W Distance travelled compared to winner in metres

Fastest split  
 Fastest section



# NZ Metropolitan Trotting Club Inc Harness

Race 3: IRT SIRES' STAKES SERIES 2YO CHAMPIONSHIP (MOB TROT) (Gr1) - 1980m

14 November 2025 - 3:19PM



Weather: Raining

Field Times                      0:28.99      0:14.56  
(Race Tempo)                    (0:14.43)    (0:14.56)

Rank	TAB#	Horse	Overall Time	First 400m	Top Speed km/h (Section)	L400	L200						
	(BAR#)	Driver	Margin (DT-W)	Last 600m	Fastest Section (Time)	400 - 200	200 - Finish						
1	5	Kyvalley Ray	2:24.63	0:28.69	53.0 (600-400)	0:28.94 [1]	0:14.56 [1]						
	(5)	B N Orange		0:42.98	1980 - 1800 (0:12.38)	(0:14.38)	(0:14.56)						
2	3	Petite Amour	2:24.77	0:28.18	52.6 (1980 - 1800)	0:29.14 [2]	0:14.63 [2]						
	(3)	John R Dunn	0.7L (-14)	0:43.30	1980 - 1800 (0:12.34)	(0:14.51)	(0:14.63)						
3	2	Who's Ya Daddy	2:25.85	0:28.65	52.8 (600-400)	0:29.80 [3]	0:15.22 [3]						
	(2)	R J Butt	6.8L (-6)	0:43.93	1980 - 1800 (0:12.14)	(0:14.58)	(0:15.22)						
4	1	Chocta	2:26.55	0:28.35	54.3 (1980 - 1800)	0:30.40 [4]	0:15.53 [4]						
	(1)	R D Close	10.6L (-18)	0:44.76	1980 - 1800 (0:11.86)	(0:14.87)	(0:15.53)						
5	7	Flying Dreams	2:36.55	0:29.80	52.2 (200-0)	0:37.68 [6]	0:14.84 [6]						
	(U2)	T M Williams	66.2L (+5)	0:54.44	1980 - 1800 (0:13.44)	(0:22.84)	(0:14.84)						
6	6	Save A Prayer	2:41.15	0:30.06	51.4 (200-0)	0:30.41 [7]	0:14.75 [7]						
	(U1)	C J Hackett	91.8L (+2)	0:45.91	1980 - 1800 (0:12.97)	(0:15.66)	(0:14.75)						

- [ ] Position in running at each section and finish    TAB# Saddle cloth number
- :-:- No data available at this section                    BAR# Barrier/Gate Position
- NA No data available    DNF Did not finish
- DNT Did not track    DT-W Distance travelled compared to winner in metres

- Fastest split
- Fastest section

Horse/Jockey Name	Kyvalley Ray/B N Orange
Finish Rank	1
Fastest Section Time (Section)	0:12.38 (1980 - 1800)
Top Speed [km/h] (Section)	53.0 (600-400)
Race State	Finished



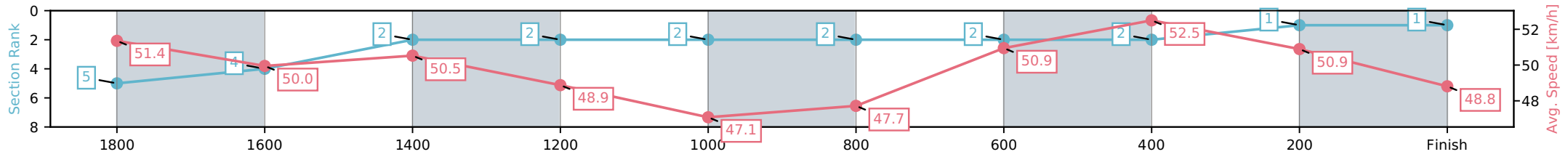
NZ Metropolitan Trotting Club Inc Harness  
 Race 3: IRT SIRES' STAKES SERIES 2YO CHAMPIONSHIP  
 (MOB TROT) (Gr1) - 1980m



14 November 2025 - 3:19PM

Weather: Raining

Section	L1980	L1800	L1600	L1400	L1200	L1000	L800	L600	L400	L200
Section Times	2:24.63 (0:12.38)	2:12.25 [4] (0:14.83)	1:57.42 [2] (0:14.56)	1:42.86 [2] (0:14.73)	1:28.13 [2] (0:15.63)	1:12.50 [2] (0:15.39)	0:57.11 [2] (0:14.13)	0:42.98 [2] (0:14.04)	0:28.94 [1] (0:14.38)	0:14.56 [1] (0:14.56)
Average Speed [km/h]	51.4	50.0	50.5	48.9	47.1	47.7	50.9	52.5	50.9	48.8
Top Speed [km/h]	52.2	51.2	51.5	51.5	48.1	48.8	51.8	53.0	52.9	49.6
Avg. Dist. to Rail [m]	9.3	5.3	3.1	5.6	2.7	2.7	4.1	3.6	2.6	4.8



[ ] Ranking at each section and finish  
 -:-:- No data available at this section  
 NA No data available

Horse/Jockey Name	Petite Amour/John R Dunn
Finish Rank	2
Fastest Section Time (Section)	0:12.34 (1980 - 1800)
Top Speed [km/h] (Section)	52.6 (1980 - 1800)
Race State	Finished



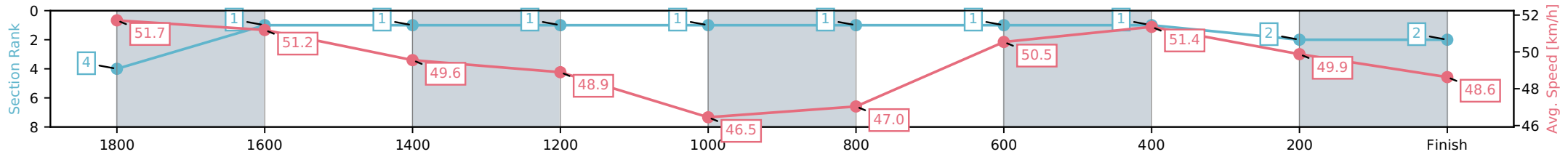
NZ Metropolitan Trotting Club Inc Harness  
 Race 3: IRT SIRE'S STAKES SERIES 2YO CHAMPIONSHIP  
 (MOB TROT) (Gr1) - 1980m



14 November 2025 - 3:19PM

Weather: Raining

Section	L1980	L1800	L1600	L1400	L1200	L1000	L800	L600	L400	L200
Section Times	2:24.77 (0:12.34)	2:12.43 [1] (0:14.38)	1:58.05 [1] (0:14.74)	1:43.31 [1] (0:14.72)	1:28.59 [1] (0:15.61)	1:12.98 [1] (0:15.43)	0:57.55 [1] (0:14.25)	0:43.30 [1] (0:14.16)	0:29.14 [2] (0:14.51)	0:14.63 [2] (0:14.63)
Average Speed [km/h]	51.7	51.2	49.6	48.9	46.5	47.0	50.5	51.4	49.9	48.6
Top Speed [km/h]	52.6	52.0	51.2	51.4	47.5	48.5	51.6	51.8	51.3	49.7
Avg. Dist. to Rail [m]	6.6	3.9	1.8	3.2	1.0	1.1	2.4	1.8	1.0	2.9



[ ] Ranking at each section and finish  
 -:-:- No data available at this section  
 NA No data available

Horse/Jockey Name	Who's Ya Daddy/R J Butt
Finish Rank	3
Fastest Section Time (Section)	0:12.14 (1980 - 1800)
Top Speed [km/h] (Section)	52.8 (600-400)
Race State	Finished



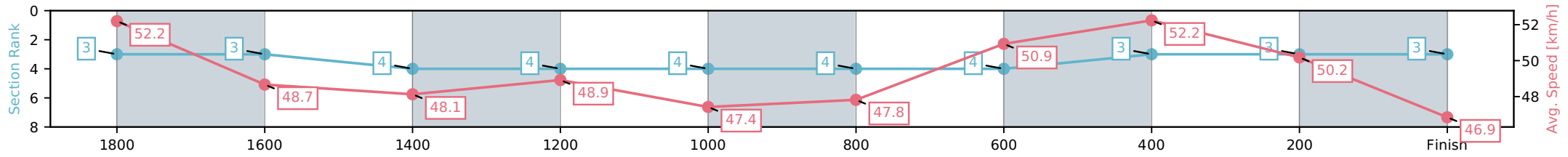
NZ Metropolitan Trotting Club Inc Harness  
 Race 3: IRT SIRES' STAKES SERIES 2YO CHAMPIONSHIP  
 (MOB TROT) (Gr1) - 1980m



14 November 2025 - 3:19PM

Weather: Raining

Section	L1980	L1800	L1600	L1400	L1200	L1000	L800	L600	L400	L200
Section Times	2:25.85 (0:12.14)	2:13.71 [3] (0:14.95)	1:58.76 [4] (0:15.09)	1:43.67 [4] (0:14.71)	1:28.96 [4] (0:15.51)	1:13.45 [4] (0:15.38)	0:58.07 [4] (0:14.14)	0:43.93 [3] (0:14.13)	0:29.80 [3] (0:14.58)	0:15.22 [3] (0:15.22)
Average Speed [km/h]	52.2	48.7	48.1	48.9	47.4	47.8	50.9	52.2	50.2	46.9
Top Speed [km/h]	52.7	51.8	50.1	52.1	48.1	48.9	52.0	52.8	52.2	48.7
Avg. Dist. to Rail [m]	4.3	2.1	1.4	3.6	2.7	2.9	4.1	3.8	2.5	4.5



[ ] Ranking at each section and finish  
 -:-:- No data available at this section  
 NA No data available

Horse/Jockey Name	Chocta/R D Close
Finish Rank	4
Fastest Section Time (Section)	0:11.86 (1980 - 1800)
Top Speed [km/h] (Section)	54.3 (1980 - 1800)
Race State	Finished



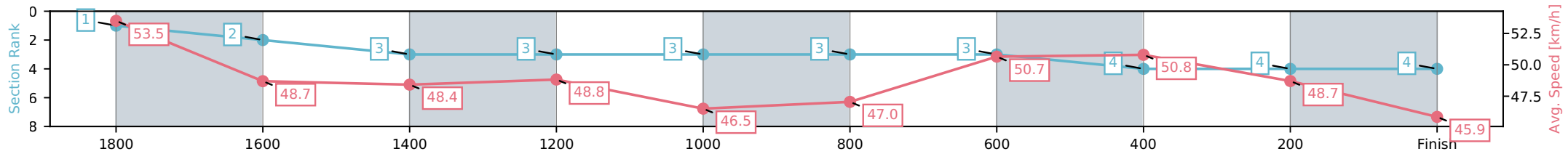
NZ Metropolitan Trotting Club Inc Harness  
 Race 3: IRT SIRES' STAKES SERIES 2YO CHAMPIONSHIP  
 (MOB TROT) (Gr1) - 1980m



14 November 2025 - 3:19PM

Weather: Raining

Section	L1980	L1800	L1600	L1400	L1200	L1000	L800	L600	L400	L200
Section Times	2:26.55 (0:11.86)	2:14.69 [2] (0:14.92)	1:59.77 [3] (0:15.02)	1:44.75 [3] (0:14.75)	1:30.00 [3] (0:15.61)	1:14.39 [3] (0:15.42)	0:58.97 [3] (0:14.21)	0:44.76 [4] (0:14.36)	0:30.40 [4] (0:14.87)	0:15.53 [4] (0:15.53)
Average Speed [km/h]	53.5	48.7	48.4	48.8	46.5	47.0	50.7	50.8	48.7	45.9
Top Speed [km/h]	54.3	52.3	50.7	51.5	47.8	48.9	51.4	51.7	50.3	48.3
Avg. Dist. to Rail [m]	2.7	1.8	1.4	3.4	1.1	1.1	2.1	2.0	1.1	2.1



- [ ] Ranking at each section and finish
- :-:- No data available at this section
- NA No data available

Horse/Jockey Name	Flying Dreams/T M Williams
Finish Rank	5
Fastest Section Time (Section)	0:13.44 (1980 - 1800)
Top Speed [km/h] (Section)	52.2 (200-0)
Race State	Finished



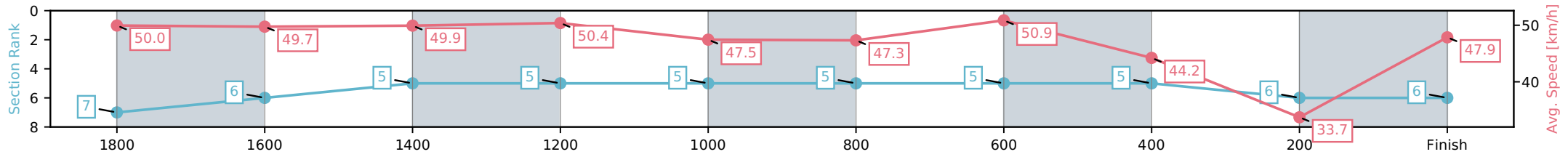
NZ Metropolitan Trotting Club Inc Harness  
 Race 3: IRT SIRES' STAKES SERIES 2YO CHAMPIONSHIP  
 (MOB TROT) (Gr1) - 1980m



14 November 2025 - 3:19PM

Weather: Raining

Section	L1980	L1800	L1600	L1400	L1200	L1000	L800	L600	L400	L200
Section Times	2:36.55 (0:13.44)	2:23.11 [6] (0:14.86)	2:08.25 [5] (0:14.62)	1:53.63 [5] (0:14.28)	1:39.35 [5] (0:15.41)	1:23.94 [5] (0:15.35)	1:08.59 [5] (0:14.15)	0:54.44 [5] (0:16.76)	0:37.68 [6] (0:22.84)	0:14.84 [6] (0:14.84)
Average Speed [km/h]	50.0	49.7	49.9	50.4	47.5	47.3	50.9	44.2	33.7	47.9
Top Speed [km/h]	50.4	50.2	50.6	51.5	49.2	49.1	51.7	51.3	49.0	52.2
Avg. Dist. to Rail [m]	11.1	4.8	1.7	3.9	2.1	1.2	2.4	4.1	8.6	6.3



- [ ] Ranking at each section and finish
- :-:- No data available at this section
- NA No data available

Horse/Jockey Name	Save A Prayer/C J Hackett
Finish Rank	6
Fastest Section Time (Section)	0:12.97 (1980 - 1800)
Top Speed [km/h] (Section)	51.4 (200-0)
Race State	Finished



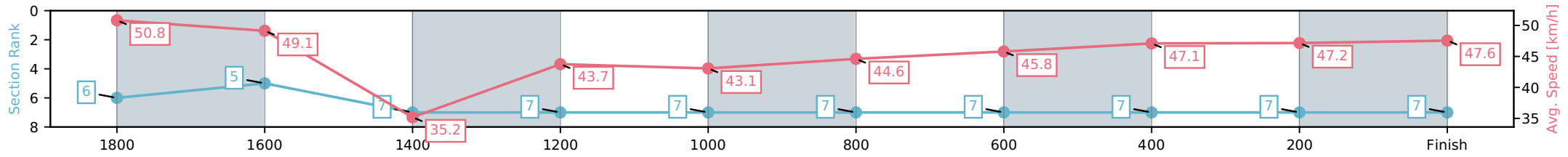
NZ Metropolitan Trotting Club Inc Harness  
 Race 3: IRT SIRES' STAKES SERIES 2YO CHAMPIONSHIP  
 (MOB TROT) (Gr1) - 1980m



14 November 2025 - 3:19PM

Weather: Raining

Section	L1980	L1800	L1600	L1400	L1200	L1000	L800	L600	L400	L200
Section Times	2:41.15 (0:12.97)	2:28.18 [5] (0:15.05)	2:13.13 [7] (0:21.59)	1:51.54 [7] (0:16.47)	1:35.07 [7] (0:17.11)	1:17.96 [7] (0:16.32)	1:01.64 [7] (0:15.73)	0:45.91 [7] (0:15.50)	0:30.41 [7] (0:15.66)	0:14.75 [7] (0:14.75)
Average Speed [km/h]	50.8	49.1	35.2	43.7	43.1	44.6	45.8	47.1	47.2	47.6
Top Speed [km/h]	51.3	50.8	44.3	44.4	45.3	45.3	47.0	47.8	49.7	51.4
Avg. Dist. to Rail [m]	8.5	4.6	6.3	3.8	2.7	1.8	2.9	2.2	2.0	3.5



[ ] Ranking at each section and finish  
 -:-:- No data available at this section  
 NA No data available



# NZ Metropolitan Trotting Club Inc Harness

Race 4: PENINSULAR BEACHFRONT RESORT MOOLOOLABA MOBILE PACE - 1980m

14 November 2025 - 3:52PM

Weather: Raining



Field Times	2:23.62	2:12.61	1:59.08	1:44.10	1:28.75	1:13.75	0:59.65	0:45.48
(Race Tempo)	(0:11.01)	(0:13.53)	(0:14.98)	(0:15.35)	(0:15.00)	(0:14.11)	(0:14.17)	(0:14.93)

Rank	TAB#	Horse	Overall Time	First 400m	Top Speed km/h (Section)	L1980	L1800	L1600	L1400	L1200	L1000	L800	L600
	(BAR#)	Driver	Margin (DT-W)	Last 600m	Fastest Section (Time)	Start - 1800	1800 - 1600	1600 - 1400	1400 - 1200	1200 - 1000	1000 - 800	800 - 600	600 - 400
1	2	Captain Kobe	2:23.62	0:27.65	55.1 (1980 - 1800)	2:23.62	2:11.87 [7]	1:57.50 [7]	1:42.54 [8]	1:27.84 [7]	1:12.84 [7]	0:58.42 [7]	0:44.58 [5]
	(2)	W J House		0:44.58	1980 - 1800 (0:11.75)	(0:11.75)	(0:14.37)	(0:14.96)	(0:14.70)	(0:15.00)	(0:14.42)	(0:13.84)	(0:14.49)
2	12	The Coalman	2:23.66	0:28.30	53.7 (1980 - 1800)	2:23.66	2:11.39 [10]	1:56.91 [10]	1:41.83 [10]	1:27.43 [10]	1:12.54 [9]	0:58.17 [9]	0:44.29 [7]
	(12)	R T May	0.2L (+0)	0:44.29	1980 - 1800 (0:12.27)	(0:12.27)	(0:14.48)	(0:15.08)	(0:14.40)	(0:14.89)	(0:14.37)	(0:13.88)	(0:14.44)
3	11	Semba	2:23.71	0:27.99	54.8 (1980 - 1800)	2:23.71	2:11.67 [8]	1:57.26 [8]	1:42.26 [6]	1:28.11 [2]	1:13.82 [1]	0:59.74 [1]	0:45.57 [1]
	(11)	T M Williams	0.5L (-10)	0:45.57	1980 - 1800 (0:12.04)	(0:12.04)	(0:14.41)	(0:15.00)	(0:14.15)	(0:14.29)	(0:14.08)	(0:14.17)	(0:14.92)
4	6	Always Be Batman	2:23.73	0:25.95	58.2 (1980 - 1800)	2:23.73	2:12.72 [1]	1:59.19 [1]	1:44.21 [1]	1:28.87 [1]	1:13.87 [2]	0:59.57 [3]	0:45.31 [3]
	(6)	H V Douglas	0.6L (-22)	0:45.31	1980 - 1800 (0:11.01)	(0:11.01)	(0:13.53)	(0:14.98)	(0:15.34)	(0:15.00)	(0:14.30)	(0:14.26)	(0:14.94)
5	8	Zarlini	2:23.93	0:28.87	53.2 (1980 - 1800)	2:23.93	2:11.14 [13]	1:56.59 [14]	1:41.52 [14]	1:27.12 [14]	1:12.35 [14]	0:57.85 [14]	0:43.86 [13]
	(8)	B T Hope	1.7L (-2)	0:43.86	1980 - 1800 (0:12.79)	(0:12.79)	(0:14.55)	(0:15.07)	(0:14.40)	(0:14.77)	(0:14.50)	(0:13.99)	(0:14.90)
6	10	Munroe's Mate	2:24.03	0:27.13	56.5 (1980 - 1800)	2:24.03	2:12.37 [5]	1:58.41 [5]	1:43.37 [7]	1:28.25 [8]	1:13.10 [8]	0:58.63 [8]	0:44.70 [8]
	(10)	J C Morrison	2.2L (-20)	0:44.70	1980 - 1800 (0:11.66)	(0:11.66)	(0:13.96)	(0:15.04)	(0:15.12)	(0:15.15)	(0:14.47)	(0:13.93)	(0:14.67)
7	4	Zoom X	2:24.15	0:27.29	56.3 (1980 - 1800)	2:24.15	2:12.64 [6]	1:58.36 [6]	1:43.49 [4]	1:28.66 [5]	1:13.66 [5]	0:59.35 [4]	0:45.48 [4]
	(4)	S J Ottley	2.9L (-3)	0:45.48	1980 - 1800 (0:11.51)	(0:11.51)	(0:14.28)	(0:14.87)	(0:14.83)	(0:15.00)	(0:14.31)	(0:13.87)	(0:14.79)
8	1	Carlin	2:24.98	0:26.69	57.9 (1980 - 1800)	2:24.98	2:13.76 [3]	1:59.81 [4]	1:44.64 [5]	1:29.47 [6]	1:14.45 [6]	1:00.02 [6]	0:45.98 [6]
	(1)	S J Tomlinson	7.5L (-25)	0:45.98	1980 - 1800 (0:11.22)	(0:11.22)	(0:13.95)	(0:15.17)	(0:15.17)	(0:15.02)	(0:14.43)	(0:14.04)	(0:14.72)
9	9	Dawn To Dark	2:25.00	0:29.27	53.6 (1600-1400)	2:25.00	2:12.12 [14]	1:57.22 [13]	1:42.59 [12]	1:28.46 [11]	1:13.72 [13]	0:59.11 [10]	0:45.35 [9]
	(9)	J W Cox	7.6L (+8)	0:45.35	1980 - 1800 (0:12.88)	(0:12.88)	(0:14.90)	(0:14.63)	(0:14.13)	(0:14.74)	(0:14.61)	(0:13.76)	(0:14.59)
10	14	Fitzthebill	2:25.49	0:28.46	52.7 (1980 - 1800)	2:25.49	2:12.73 [11]	1:58.51 [11]	1:43.63 [11]	1:29.16 [12]	1:14.07 [12]	0:59.66 [11]	0:45.74 [10]
	(14)	B N Orange	10.4L (-23)	0:45.74	1980 - 1800 (0:12.76)	(0:12.76)	(0:14.22)	(0:14.88)	(0:14.47)	(0:15.09)	(0:14.41)	(0:13.92)	(0:14.90)

[ ] Position in running at each section and finish  
 TAB# Saddle cloth number  
 -:-:- No data available at this section  
 BAR# Barrier/Gate Position  
 NA No data available  
 DNF Did not finish  
 DNT Did not track  
 DT-W Distance travelled compared to winner in metres

Fastest split  
 Fastest section



# NZ Metropolitan Trotting Club Inc Harness

Race 4: PENINSULAR BEACHFRONT RESORT MOOLOOLABA MOBILE PACE - 1980m

14 November 2025 - 3:52PM

Weather: Raining



Field Times	2:23.62	2:12.61	1:59.08	1:44.10	1:28.75	1:13.75	0:59.65	0:45.48
(Race Tempo)	(0:11.01)	(0:13.53)	(0:14.98)	(0:15.35)	(0:15.00)	(0:14.11)	(0:14.17)	(0:14.93)

Rank	TAB#	Horse	Overall Time	First 400m	Top Speed km/h (Section)	L1980	L1800	L1600	L1400	L1200	L1000	L800	L600
	(BAR#)	Driver	Margin (DT-W)	Last 600m	Fastest Section (Time)	Start - 1800	1800 - 1600	1600 - 1400	1400 - 1200	1200 - 1000	1000 - 800	800 - 600	600 - 400
11	5	Remission	2:25.50	0:26.93	57.8 (1980 - 1800)	2:25.50	2:14.28 [4]	2:00.07 [3]	1:45.17 [2]	1:30.32 [3]	1:15.36 [3]	1:01.05 [2]	0:47.16 [2]
	(5)	A R Garrard	10.4L (-10)	0:47.16	1980 - 1800 (0:11.22)	(0:11.22)	(0:14.21)	(0:14.90)	(0:14.85)	(0:14.96)	(0:14.31)	(0:13.89)	(0:14.98)
12	7	Miki's Courage	2:25.71	0:28.19	54.7 (1980 - 1800)	2:25.71	2:13.86 [9]	1:59.05 [9]	1:43.89 [9]	1:29.49 [9]	1:14.69 [10]	1:00.07 [13]	0:45.66 [14]
	(7)	John R Dunn	11.6L (+7)	0:45.66	1980 - 1800 (0:11.85)	(0:11.85)	(0:14.81)	(0:15.16)	(0:14.40)	(0:14.80)	(0:14.62)	(0:14.41)	(0:15.23)
13	13	Shannon B	2:26.43	0:28.59	54.3 (1980 - 1800)	2:26.43	2:13.88 [12]	1:59.38 [12]	1:44.31 [13]	1:29.89 [13]	1:14.95 [11]	1:00.63 [12]	0:46.65 [12]
	(13)	S J Thornley	15.6L (-5)	0:46.65	1980 - 1800 (0:12.55)	(0:12.55)	(0:14.50)	(0:15.07)	(0:14.42)	(0:14.94)	(0:14.32)	(0:13.98)	(0:15.17)
14	3	Kotare Kelso	2:31.51	0:26.41	58.0 (1980 - 1800)	2:31.51	2:20.39 [2]	2:06.59 [2]	1:51.51 [3]	1:36.31 [4]	1:21.29 [4]	1:06.82 [5]	0:52.54 [11]
	(3)	G D Smith	43.8L (-24)	0:52.54	1980 - 1800 (0:11.12)	(0:11.12)	(0:13.80)	(0:15.08)	(0:15.20)	(0:15.02)	(0:14.47)	(0:14.28)	(0:15.80)

- [ ] Position in running at each section and finish
- No data available at this section
- NA No data available
- DNT Did not track
- TAB# Saddle cloth number
- BAR# Barrier/Gate Position
- DNF Did not finish
- DT-W Distance travelled compared to winner in metres

- Fastest split
- Fastest section



# NZ Metropolitan Trotting Club Inc Harness

Race 4: PENINSULAR BEACHFRONT RESORT MOOLOOLABA MOBILE PACE - 1980m

14 November 2025 - 3:52PM



Weather: Raining

Field Times 0:30.55 0:15.20  
(Race Tempo) (0:15.36) (0:15.20)

Rank	TAB#	Horse	Overall Time	First 400m	Top Speed km/h (Section)	L400	L200						
	(BAR#)	Driver	Margin (DT-W)	Last 600m	Fastest Section (Time)	400 - 200	200 - Finish						
1	2	Captain Kobe	2:23.62	0:27.65	55.1 (1980 - 1800)	0:30.09 [2]	0:15.08 [1]						
	(2)	W J House		0:44.58	1980 - 1800 (0:11.75)	(0:15.01)	(0:15.08)						
2	12	The Coalman	2:23.66	0:28.30	53.7 (1980 - 1800)	0:29.85 [5]	0:14.75 [2]						
	(12)	R T May	0.2L (+0)	0:44.29	1980 - 1800 (0:12.27)	(0:15.10)	(0:14.75)						
3	11	Semba	2:23.71	0:27.99	54.8 (1980 - 1800)	0:30.65 [1]	0:15.29 [3]						
	(11)	T M Williams	0.5L (-10)	0:45.57	1980 - 1800 (0:12.04)	(0:15.36)	(0:15.29)						
4	6	Always Be Batman	2:23.73	0:25.95	58.2 (1980 - 1800)	0:30.37 [3]	0:15.11 [4]						
	(6)	H V Douglas	0.6L (-22)	0:45.31	1980 - 1800 (0:11.01)	(0:15.26)	(0:15.11)						
5	8	Zarlini	2:23.93	0:28.87	53.2 (1980 - 1800)	0:28.96 [9]	0:14.49 [5]						
	(8)	B T Hope	1.7L (-2)	0:43.86	1980 - 1800 (0:12.79)	(0:14.47)	(0:14.49)						
6	10	Munroe's Mate	2:24.03	0:27.13	56.5 (1980 - 1800)	0:30.03 [6]	0:14.98 [6]						
	(10)	J C Morrison	2.2L (-20)	0:44.70	1980 - 1800 (0:11.66)	(0:15.05)	(0:14.98)						
7	4	Zoom X	2:24.15	0:27.29	56.3 (1980 - 1800)	0:30.69 [4]	0:15.39 [7]						
	(4)	S J Ottley	2.9L (-3)	0:45.48	1980 - 1800 (0:11.51)	(0:15.30)	(0:15.39)						
8	1	Carlin	2:24.98	0:26.69	57.9 (1980 - 1800)	0:31.26 [7]	0:15.89 [8]						
	(1)	S J Tomlinson	7.5L (-25)	0:45.98	1980 - 1800 (0:11.22)	(0:15.37)	(0:15.89)						
9	9	Dawn To Dark	2:25.00	0:29.27	53.6 (1600-1400)	0:30.76 [11]	0:15.30 [9]						
	(9)	J W Cox	7.6L (+8)	0:45.35	1980 - 1800 (0:12.88)	(0:15.46)	(0:15.30)						
10	14	Fitzthebill	2:25.49	0:28.46	52.7 (1980 - 1800)	0:30.84 [10]	0:15.94 [10]						
	(14)	B N Orange	10.4L (-23)	0:45.74	1980 - 1800 (0:12.76)	(0:14.90)	(0:15.94)						

- [ ] Position in running at each section and finish
- TAB# Saddle cloth number
- :-:- No data available at this section
- BAR# Barrier/Gate Position
- NA No data available
- DNF Did not finish
- DNT Did not track
- DT-W Distance travelled compared to winner in metres

- Fastest split
- Fastest section



# NZ Metropolitan Trotting Club Inc Harness

Race 4: PENINSULAR BEACHFRONT RESORT MOOLOOLABA MOBILE PACE - 1980m

14 November 2025 - 3:52PM

Weather: Raining



Field Times 0:30.55 0:15.20  
(Race Tempo) (0:15.36) (0:15.20)

Rank	TAB#	Horse	Overall Time	First 400m	Top Speed km/h (Section)	L400	L200						
	(BAR#)	Driver	Margin (DT-W)	Last 600m	Fastest Section (Time)	400 - 200	200 - Finish						
11	5	Remission	2:25.50	0:26.93	57.8 (1980 - 1800)	0:32.18 [8]	0:16.31 [11]						
	(5)	A R Garrard	10.4L (-10)	0:47.16	1980 - 1800 (0:11.22)	(0:15.87)	(0:16.31)						
12	7	Miki's Courage	2:25.71	0:28.19	54.7 (1980 - 1800)	0:30.43 [13]	0:15.22 [12]						
	(7)	John R Dunn	11.6L (+7)	0:45.66	1980 - 1800 (0:11.85)	(0:15.21)	(0:15.22)						
13	13	Shannon B	2:26.43	0:28.59	54.3 (1980 - 1800)	0:31.48 [12]	0:16.12 [13]						
	(13)	S J Thornley	15.6L (-5)	0:46.65	1980 - 1800 (0:12.55)	(0:15.36)	(0:16.12)						
14	3	Kotare Kelso	2:31.51	0:26.41	58.0 (1980 - 1800)	0:36.74 [14]	0:19.54 [14]						
	(3)	G D Smith	43.8L (-24)	0:52.54	1980 - 1800 (0:11.12)	(0:17.20)	(0:19.54)						

Horse/Jockey Name	Captain Kobe/W J House
Finish Rank	1
Fastest Section Time (Section)	0:11.75 (1980 - 1800)
Top Speed [km/h] (Section)	55.1 (1980 - 1800)
Race State	Finished



NZ Metropolitan Trotting Club Inc Harness

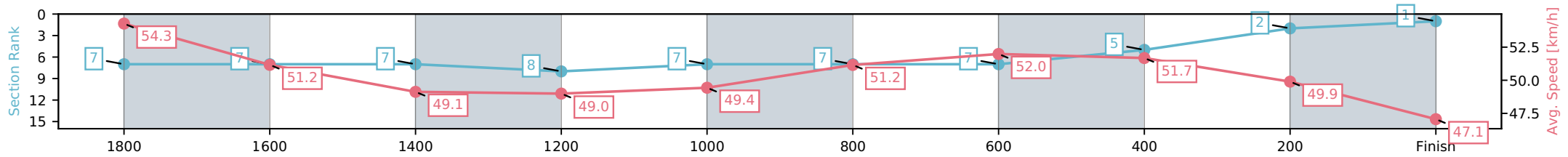
Race 4: PENINSULAR BEACHFRONT RESORT  
MOOLOOLABA MOBILE PACE - 1980m



14 November 2025 - 3:52PM

Weather: Raining

Section	L1980	L1800	L1600	L1400	L1200	L1000	L800	L600	L400	L200
Section Times	2:23.62 (0:11.75)	2:11.87 [7] (0:14.37)	1:57.50 [7] (0:14.96)	1:42.54 [8] (0:14.70)	1:27.84 [7] (0:15.00)	1:12.84 [7] (0:14.42)	0:58.42 [7] (0:13.84)	0:44.58 [5] (0:14.49)	0:30.09 [2] (0:15.01)	0:15.08 [1] (0:15.08)
Average Speed [km/h]	54.3	51.2	49.1	49.0	49.4	51.2	52.0	51.7	49.9	47.1
Top Speed [km/h]	55.1	53.2	49.3	49.5	51.1	52.2	52.8	52.9	50.9	50.3
Avg. Dist. to Rail [m]	3.8	3.1	2.8	4.8	3.6	3.3	4.3	5.2	5.6	5.9



- [ ] Ranking at each section and finish
- :-:- No data available at this section
- NA No data available

Horse/Jockey Name	The Coalman/R T May
Finish Rank	2
Fastest Section Time (Section)	0:12.27 (1980 - 1800)
Top Speed [km/h] (Section)	53.7 (1980 - 1800)
Race State	Finished



NZ Metropolitan Trotting Club Inc Harness

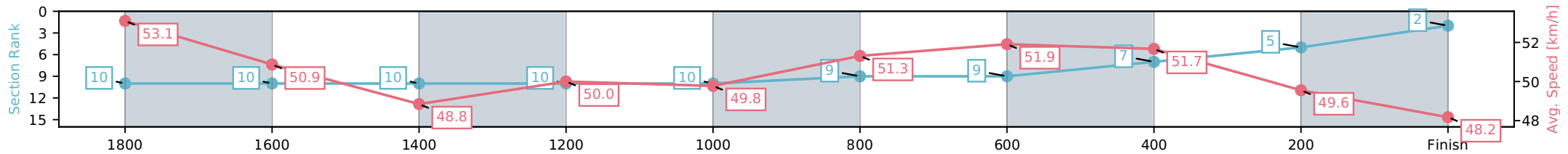
Race 4: PENINSULAR BEACHFRONT RESORT  
MOOLOOLABA MOBILE PACE - 1980m



14 November 2025 - 3:52PM

Weather: Raining

Section	L1980	L1800	L1600	L1400	L1200	L1000	L800	L600	L400	L200
Section Times	2:23.66 (0:12.27)	2:11.39 [10] (0:14.48)	1:56.91 [10] (0:15.08)	1:41.83 [10] (0:14.40)	1:27.43 [10] (0:14.89)	1:12.54 [9] (0:14.37)	0:58.17 [9] (0:13.88)	0:44.29 [7] (0:14.44)	0:29.85 [5] (0:15.10)	0:14.75 [2] (0:14.75)
Average Speed [km/h]	53.1	50.9	48.8	50.0	49.8	51.3	51.9	51.7	49.6	48.2
Top Speed [km/h]	53.7	52.1	49.7	50.5	51.0	52.0	52.9	52.9	50.1	50.0
Avg. Dist. to Rail [m]	5.7	3.7	3.0	4.8	3.5	3.4	4.2	5.0	5.7	7.8



- [ ] Ranking at each section and finish
- :-:- No data available at this section
- NA No data available

Horse/Jockey Name	Semba/T M Williams
Finish Rank	3
Fastest Section Time (Section)	0:12.04 (1980 - 1800)
Top Speed [km/h] (Section)	54.8 (1980 - 1800)
Race State	Finished



NZ Metropolitan Trotting Club Inc Harness

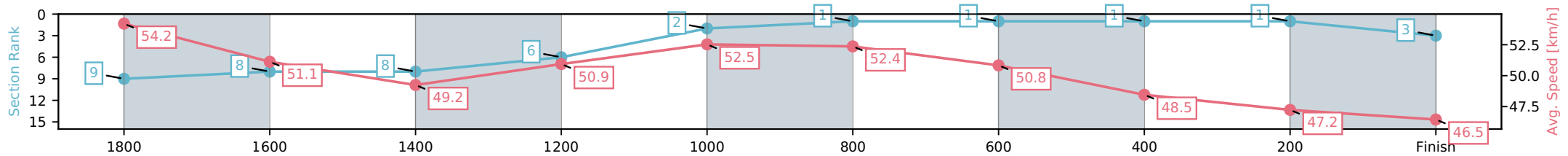
Race 4: PENINSULAR BEACHFRONT RESORT  
MOOLOOLABA MOBILE PACE - 1980m



14 November 2025 - 3:52PM

Weather: Raining

Section	L1980	L1800	L1600	L1400	L1200	L1000	L800	L600	L400	L200
Section Times	2:23.71 (0:12.04)	2:11.67 [8] (0:14.41)	1:57.26 [8] (0:15.00)	1:42.26 [6] (0:14.15)	1:28.11 [2] (0:14.29)	1:13.82 [1] (0:14.08)	0:59.74 [1] (0:14.17)	0:45.57 [1] (0:14.92)	0:30.65 [1] (0:15.36)	0:15.29 [3] (0:15.29)
Average Speed [km/h]	54.2	51.1	49.2	50.9	52.5	52.4	50.8	48.5	47.2	46.5
Top Speed [km/h]	54.8	53.4	49.7	53.3	53.4	53.5	52.7	49.6	47.5	47.5
Avg. Dist. to Rail [m]	4.2	3.5	3.4	6.0	5.3	3.3	1.8	0.9	1.4	3.3



- [ ] Ranking at each section and finish
- :-:- No data available at this section
- NA No data available

Horse/Jockey Name	Always Be Batman/H V Douglas
Finish Rank	4
Fastest Section Time (Section)	0:11.01 (1980 - 1800)
Top Speed [km/h] (Section)	58.2 (1980 - 1800)
Race State	Finished



NZ Metropolitan Trotting Club Inc Harness

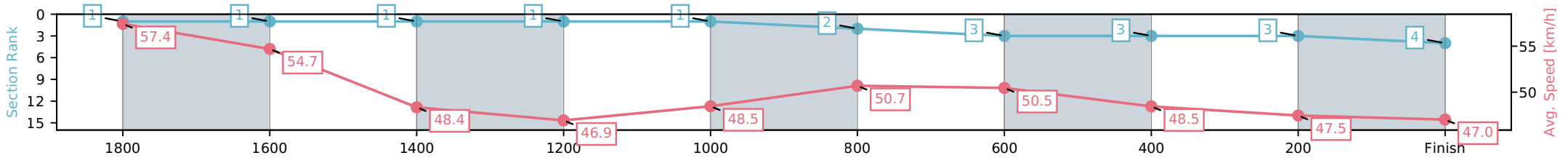
Race 4: PENINSULAR BEACHFRONT RESORT  
MOOLOOLABA MOBILE PACE - 1980m



14 November 2025 - 3:52PM

Weather: Raining

Section	L1980	L1800	L1600	L1400	L1200	L1000	L800	L600	L400	L200
Section Times	2:23.73 (0:11.01)	2:12.72 [1] (0:13.53)	1:59.19 [1] (0:14.98)	1:44.21 [1] (0:15.34)	1:28.87 [1] (0:15.00)	1:13.87 [2] (0:14.30)	0:59.57 [3] (0:14.26)	0:45.31 [3] (0:14.94)	0:30.37 [3] (0:15.26)	0:15.11 [4] (0:15.11)
Average Speed [km/h]	57.4	54.7	48.4	46.9	48.5	50.7	50.5	48.5	47.5	47.0
Top Speed [km/h]	58.2	57.2	52.1	47.5	50.4	51.0	51.3	49.4	49.1	49.2
Avg. Dist. to Rail [m]	9.1	4.3	1.0	2.4	1.2	0.9	1.4	0.9	0.9	1.4



- [ ] Ranking at each section and finish
- :-:- No data available at this section
- NA No data available

Horse/Jockey Name	Zarlini/B T Hope
Finish Rank	5
Fastest Section Time (Section)	0:12.79 (1980 - 1800)
Top Speed [km/h] (Section)	53.2 (1980 - 1800)
Race State	Finished



NZ Metropolitan Trotting Club Inc Harness

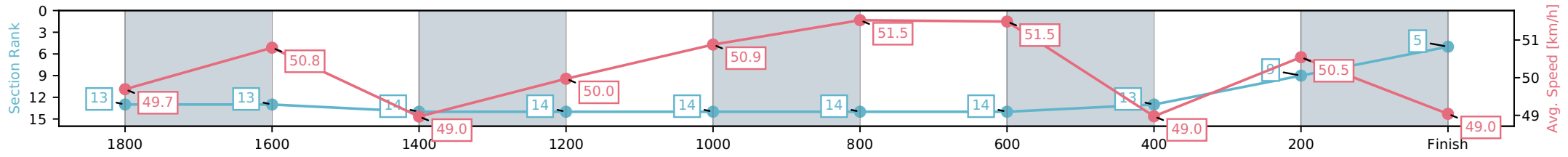
Race 4: PENINSULAR BEACHFRONT RESORT  
MOOLOOLABA MOBILE PACE - 1980m



14 November 2025 - 3:52PM

Weather: Raining

Section	L1980	L1800	L1600	L1400	L1200	L1000	L800	L600	L400	L200
Section Times	2:23.93 (0:12.79)	2:11.14 [13] (0:14.55)	1:56.59 [14] (0:15.07)	1:41.52 [14] (0:14.40)	1:27.12 [14] (0:14.77)	1:12.35 [14] (0:14.50)	0:57.85 [14] (0:13.99)	0:43.86 [13] (0:14.90)	0:28.96 [9] (0:14.47)	0:14.49 [5] (0:14.49)
Average Speed [km/h]	49.7	50.8	49.0	50.0	50.9	51.5	51.5	49.0	50.5	49.0
Top Speed [km/h]	53.2	51.6	50.5	50.9	52.0	53.0	52.8	51.6	51.8	50.2
Avg. Dist. to Rail [m]	11.7	4.6	3.2	4.9	5.1	4.9	4.2	2.2	2.8	8.7



[ ] Ranking at each section and finish  
 -:-:- No data available at this section  
 NA No data available

Horse/Jockey Name	Munroe's Mate/J C Morrison
Finish Rank	6
Fastest Section Time (Section)	0:11.66 (1980 - 1800)
Top Speed [km/h] (Section)	56.5 (1980 - 1800)
Race State	Finished



NZ Metropolitan Trotting Club Inc Harness

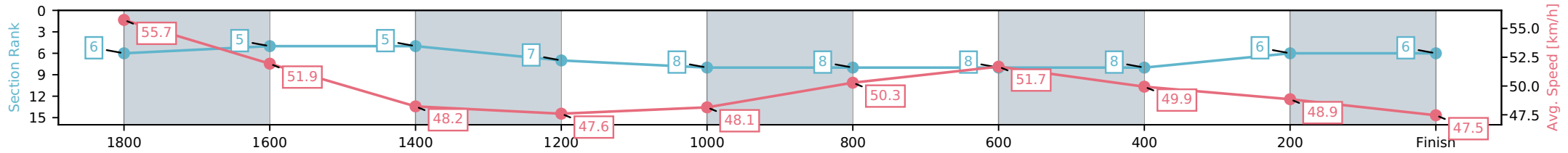
Race 4: PENINSULAR BEACHFRONT RESORT  
MOOLOOLABA MOBILE PACE - 1980m



14 November 2025 - 3:52PM

Weather: Raining

Section	L1980	L1800	L1600	L1400	L1200	L1000	L800	L600	L400	L200
Section Times	2:24.03 (0:11.66)	2:12.37 [5] (0:13.96)	1:58.41 [5] (0:15.04)	1:43.37 [7] (0:15.12)	1:28.25 [8] (0:15.15)	1:13.10 [8] (0:14.47)	0:58.63 [8] (0:13.93)	0:44.70 [8] (0:14.67)	0:30.03 [6] (0:15.05)	0:14.98 [6] (0:14.98)
Average Speed [km/h]	55.7	51.9	48.2	47.6	48.1	50.3	51.7	49.9	48.9	47.5
Top Speed [km/h]	56.5	55.1	48.8	48.4	50.6	51.5	51.9	51.6	49.9	48.8
Avg. Dist. to Rail [m]	2.2	1.4	1.1	3.0	1.6	1.6	2.6	2.7	3.5	6.9



- [ ] Ranking at each section and finish
- :-:- No data available at this section
- NA No data available

Horse/Jockey Name	Zoom X/S J Ottley
Finish Rank	7
Fastest Section Time (Section)	0:11.51 (1980 - 1800)
Top Speed [km/h] (Section)	56.3 (1980 - 1800)
Race State	Finished



NZ Metropolitan Trotting Club Inc Harness

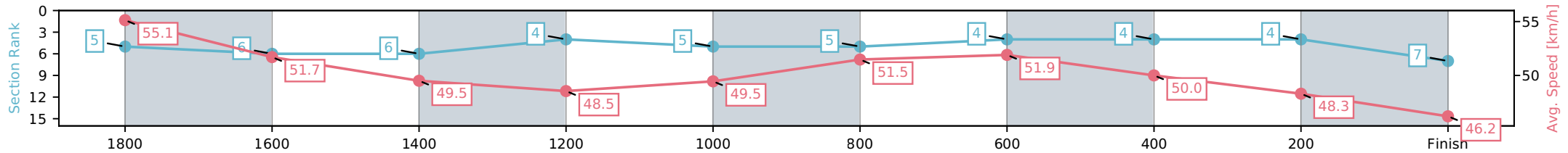
Race 4: PENINSULAR BEACHFRONT RESORT  
MOOLOOLABA MOBILE PACE - 1980m



14 November 2025 - 3:52PM

Weather: Raining

Section	L1980	L1800	L1600	L1400	L1200	L1000	L800	L600	L400	L200
Section Times	2:24.15 (0:11.51)	2:12.64 [6] (0:14.28)	1:58.36 [6] (0:14.87)	1:43.49 [4] (0:14.83)	1:28.66 [5] (0:15.00)	1:13.66 [5] (0:14.31)	0:59.35 [4] (0:13.87)	0:45.48 [4] (0:14.79)	0:30.69 [4] (0:15.30)	0:15.39 [7] (0:15.39)
Average Speed [km/h]	55.1	51.7	49.5	48.5	49.5	51.5	51.9	50.0	48.3	46.2
Top Speed [km/h]	56.3	53.9	50.4	49.1	51.5	52.2	53.3	50.4	49.4	47.9
Avg. Dist. to Rail [m]	6.1	3.9	3.0	5.0	3.6	3.2	3.7	3.6	3.8	4.9



- [ ] Ranking at each section and finish
- :-:- No data available at this section
- NA No data available

Horse/Jockey Name	Carlin/S J Tomlinson
Finish Rank	8
Fastest Section Time (Section)	0:11.22 (1980 - 1800)
Top Speed [km/h] (Section)	57.9 (1980 - 1800)
Race State	Finished



NZ Metropolitan Trotting Club Inc Harness

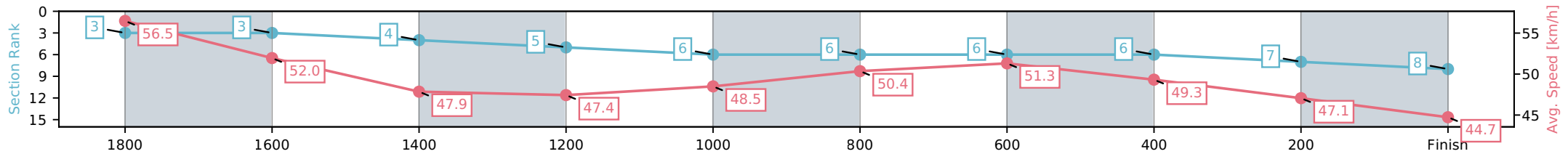
Race 4: PENINSULAR BEACHFRONT RESORT  
MOOLOOLABA MOBILE PACE - 1980m



14 November 2025 - 3:52PM

Weather: Raining

Section	L1980	L1800	L1600	L1400	L1200	L1000	L800	L600	L400	L200
Section Times	2:24.98 (0:11.22)	2:13.76 [3] (0:13.95)	1:59.81 [4] (0:15.17)	1:44.64 [5] (0:15.17)	1:29.47 [6] (0:15.02)	1:14.45 [6] (0:14.43)	1:00.02 [6] (0:14.04)	0:45.98 [6] (0:14.72)	0:31.26 [7] (0:15.37)	0:15.89 [8] (0:15.89)
Average Speed [km/h]	56.5	52.0	47.9	47.4	48.5	50.4	51.3	49.3	47.1	44.7
Top Speed [km/h]	57.9	55.8	48.9	48.5	50.1	52.0	52.7	50.6	48.4	47.7
Avg. Dist. to Rail [m]	1.6	1.2	1.1	2.7	1.5	1.3	2.6	1.7	0.8	2.0



- [ ] Ranking at each section and finish
- :-:- No data available at this section
- NA No data available

Horse/Jockey Name	Dawn To Dark/J W Cox
Finish Rank	9
Fastest Section Time (Section)	0:12.88 (1980 - 1800)
Top Speed [km/h] (Section)	53.6 (1600-1400)
Race State	Finished



NZ Metropolitan Trotting Club Inc Harness

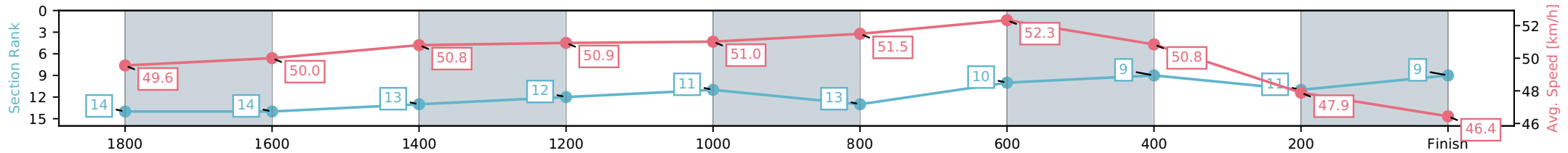
Race 4: PENINSULAR BEACHFRONT RESORT  
MOOLOOLABA MOBILE PACE - 1980m



14 November 2025 - 3:52PM

Weather: Raining

Section	L1980	L1800	L1600	L1400	L1200	L1000	L800	L600	L400	L200
Section Times	2:25.00 (0:12.88)	2:12.12 [14] (0:14.90)	1:57.22 [13] (0:14.63)	1:42.59 [12] (0:14.13)	1:28.46 [11] (0:14.74)	1:13.72 [13] (0:14.61)	0:59.11 [10] (0:13.76)	0:45.35 [9] (0:14.59)	0:30.76 [11] (0:15.46)	0:15.30 [9] (0:15.30)
Average Speed [km/h]	49.6	50.0	50.8	50.9	51.0	51.5	52.3	50.8	47.9	46.4
Top Speed [km/h]	52.9	51.2	53.6	53.3	51.8	52.6	53.0	51.6	49.8	47.4
Avg. Dist. to Rail [m]	14.0	6.0	4.2	6.9	5.5	5.9	7.4	4.5	4.4	7.6



- [ ] Ranking at each section and finish
- :-:- No data available at this section
- NA No data available

Horse/Jockey Name	Fitzthebill/B N Orange
Finish Rank	10
Fastest Section Time (Section)	0:12.76 (1980 - 1800)
Top Speed [km/h] (Section)	52.7 (1980 - 1800)
Race State	Finished



NZ Metropolitan Trotting Club Inc Harness

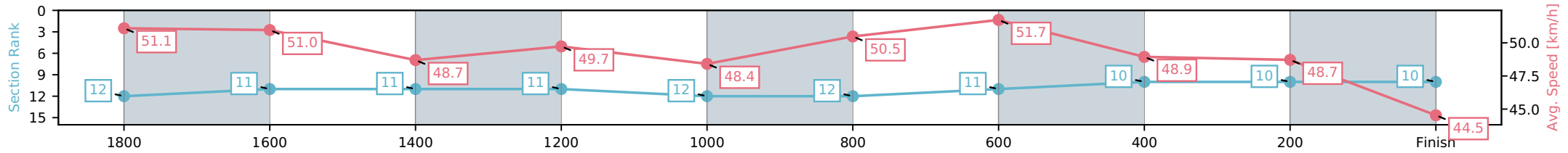
Race 4: PENINSULAR BEACHFRONT RESORT  
MOOLOOLABA MOBILE PACE - 1980m



14 November 2025 - 3:52PM

Weather: Raining

Section	L1980	L1800	L1600	L1400	L1200	L1000	L800	L600	L400	L200
Section Times	2:25.49 (0:12.76)	2:12.73 [11] (0:14.22)	1:58.51 [11] (0:14.88)	1:43.63 [11] (0:14.47)	1:29.16 [12] (0:15.09)	1:14.07 [12] (0:14.41)	0:59.66 [11] (0:13.92)	0:45.74 [10] (0:14.90)	0:30.84 [10] (0:14.90)	0:15.94 [10] (0:15.94)
Average Speed [km/h]	51.1	51.0	48.7	49.7	48.4	50.5	51.7	48.9	48.7	44.5
Top Speed [km/h]	52.7	52.0	50.3	50.3	50.5	51.6	52.2	51.6	49.2	48.7
Avg. Dist. to Rail [m]	7.6	1.5	0.9	2.8	1.8	1.7	2.4	1.9	1.2	1.2



- [ ] Ranking at each section and finish
- :-:- No data available at this section
- NA No data available

Horse/Jockey Name	Remission/A R Garrard
Finish Rank	11
Fastest Section Time (Section)	0:11.22 (1980 - 1800)
Top Speed [km/h] (Section)	57.8 (1980 - 1800)
Race State	Finished



NZ Metropolitan Trotting Club Inc Harness

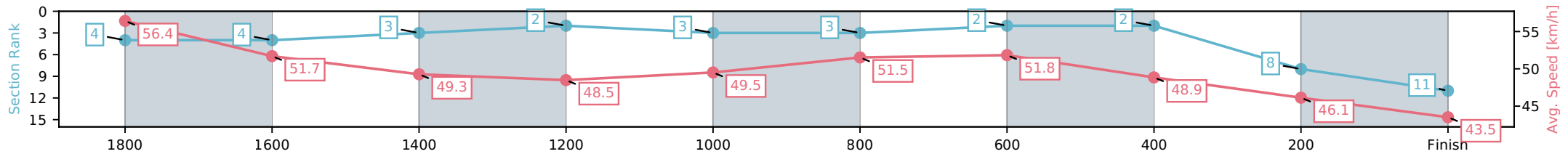
Race 4: PENINSULAR BEACHFRONT RESORT  
MOOLOOLABA MOBILE PACE - 1980m



14 November 2025 - 3:52PM

Weather: Raining

Section	L1980	L1800	L1600	L1400	L1200	L1000	L800	L600	L400	L200
Section Times	2:25.50 (0:11.22)	2:14.28 [4] (0:14.21)	2:00.07 [3] (0:14.90)	1:45.17 [2] (0:14.85)	1:30.32 [3] (0:14.96)	1:15.36 [3] (0:14.31)	1:01.05 [2] (0:13.89)	0:47.16 [2] (0:14.98)	0:32.18 [8] (0:15.87)	0:16.31 [11] (0:16.31)
Average Speed [km/h]	56.4	51.7	49.3	48.5	49.5	51.5	51.8	48.9	46.1	43.5
Top Speed [km/h]	57.8	54.3	50.0	48.8	51.3	52.4	53.1	50.1	47.2	45.8
Avg. Dist. to Rail [m]	7.4	3.4	2.7	4.9	3.5	3.2	3.3	2.5	2.4	3.9



- [ ] Ranking at each section and finish
- :-:- No data available at this section
- NA No data available

Horse/Jockey Name	Miki's Courage/John R Dunn
Finish Rank	12
Fastest Section Time (Section)	0:11.85 (1980 - 1800)
Top Speed [km/h] (Section)	54.7 (1980 - 1800)
Race State	Finished



NZ Metropolitan Trotting Club Inc Harness

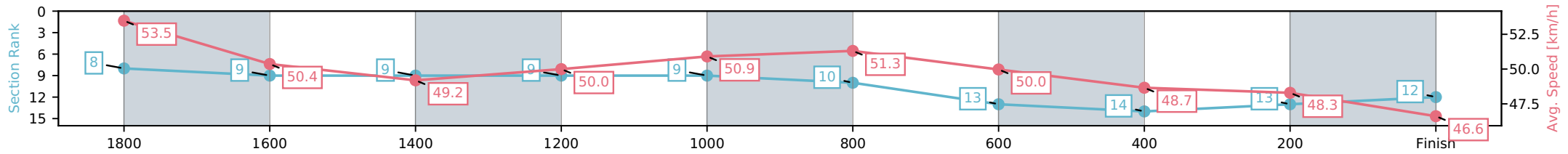
Race 4: PENINSULAR BEACHFRONT RESORT  
MOOLOOLABA MOBILE PACE - 1980m



14 November 2025 - 3:52PM

Weather: Raining

Section	L1980	L1800	L1600	L1400	L1200	L1000	L800	L600	L400	L200
Section Times	2:25.71 (0:11.85)	2:13.86 [9] (0:14.81)	1:59.05 [9] (0:15.16)	1:43.89 [9] (0:14.40)	1:29.49 [9] (0:14.80)	1:14.69 [10] (0:14.62)	1:00.07 [13] (0:14.41)	0:45.66 [14] (0:15.23)	0:30.43 [13] (0:15.21)	0:15.22 [12] (0:15.22)
Average Speed [km/h]	53.5	50.4	49.2	50.0	50.9	51.3	50.0	48.7	48.3	46.6
Top Speed [km/h]	54.7	52.6	50.5	51.2	52.0	52.4	51.0	50.2	49.8	49.8
Avg. Dist. to Rail [m]	10.4	5.3	4.5	6.7	5.5	5.5	6.0	4.6	2.4	4.7



- [ ] Ranking at each section and finish
- :-:- No data available at this section
- NA No data available

Horse/Jockey Name	Shannon B/S J Thornley
Finish Rank	13
Fastest Section Time (Section)	0:12.55 (1980 - 1800)
Top Speed [km/h] (Section)	54.3 (1980 - 1800)
Race State	Finished



NZ Metropolitan Trotting Club Inc Harness

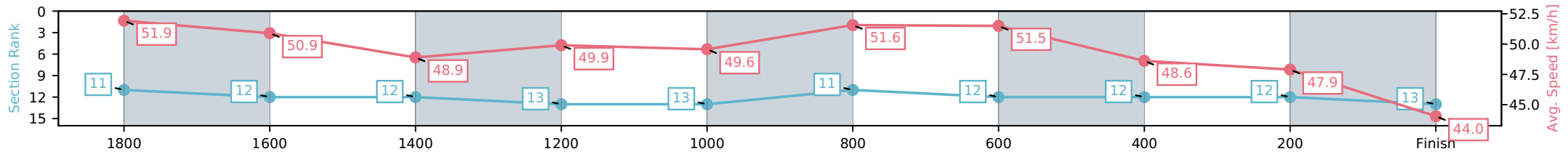
Race 4: PENINSULAR BEACHFRONT RESORT  
MOOLOOLABA MOBILE PACE - 1980m



14 November 2025 - 3:52PM

Weather: Raining

Section	L1980	L1800	L1600	L1400	L1200	L1000	L800	L600	L400	L200
Section Times	2:26.43 (0:12.55)	2:13.88 [12] (0:14.50)	1:59.38 [12] (0:15.07)	1:44.31 [13] (0:14.42)	1:29.89 [13] (0:14.94)	1:14.95 [11] (0:14.32)	1:00.63 [12] (0:13.98)	0:46.65 [12] (0:15.17)	0:31.48 [12] (0:15.36)	0:16.12 [13] (0:16.12)
Average Speed [km/h]	51.9	50.9	48.9	49.9	49.6	51.6	51.5	48.6	47.9	44.0
Top Speed [km/h]	54.3	51.7	50.0	50.5	51.8	52.5	52.5	51.0	48.2	47.4
Avg. Dist. to Rail [m]	7.1	4.0	3.1	4.8	3.5	3.5	4.1	3.5	3.2	6.9



- [ ] Ranking at each section and finish
- :-:- No data available at this section
- NA No data available

Horse/Jockey Name	Kotare Kelso/G D Smith
Finish Rank	14
Fastest Section Time (Section)	0:11.12 (1980 - 1800)
Top Speed [km/h] (Section)	58.0 (1980 - 1800)
Race State	Finished



NZ Metropolitan Trotting Club Inc Harness

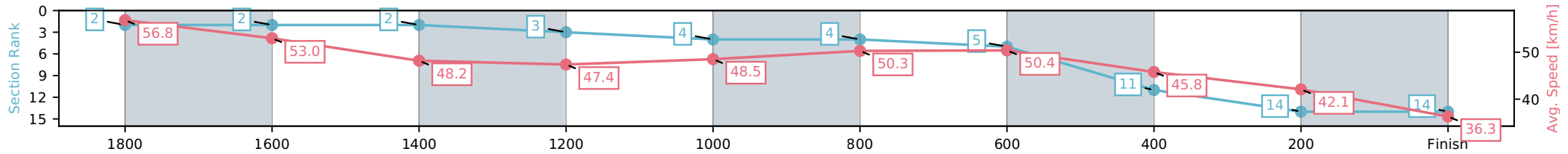
Race 4: PENINSULAR BEACHFRONT RESORT  
MOOLOOLABA MOBILE PACE - 1980m



14 November 2025 - 3:52PM

Weather: Raining

Section	L1980	L1800	L1600	L1400	L1200	L1000	L800	L600	L400	L200
Section Times	2:31.51 (0:11.12)	2:20.39 [2] (0:13.80)	2:06.59 [2] (0:15.08)	1:51.51 [3] (0:15.20)	1:36.31 [4] (0:15.02)	1:21.29 [4] (0:14.47)	1:06.82 [5] (0:14.28)	0:52.54 [11] (0:15.80)	0:36.74 [14] (0:17.20)	0:19.54 [14] (0:19.54)
Average Speed [km/h]	56.8	53.0	48.2	47.4	48.5	50.3	50.4	45.8	42.1	36.3
Top Speed [km/h]	58.0	56.6	49.5	47.9	50.5	51.5	52.1	48.7	43.0	39.5
Avg. Dist. to Rail [m]	4.5	2.5	1.3	2.7	1.6	1.4	1.9	0.9	1.2	3.0



- [ ] Ranking at each section and finish
- :-:- No data available at this section
- NA No data available



# NZ Metropolitan Trotting Club Inc Harness

Race 5: MAJESTIC HORSEFLOATS LP 'THE ASCENT' (MOBILE TROT) (Listed) - 1980m

14 November 2025 - 4:27PM



Weather: Raining

Field Times	2:23.68	2:12.07	1:58.17	1:43.22	1:28.62	1:13.51	0:58.39	0:43.60
(Race Tempo)	(0:11.61)	(0:13.90)	(0:14.95)	(0:14.61)	(0:15.10)	(0:15.12)	(0:14.79)	(0:14.35)

Rank	TAB#	Horse	Overall Time	First 400m	Top Speed km/h (Section)	L1980	L1800	L1600	L1400	L1200	L1000	L800	L600
	(BAR#)	Driver	Margin (DT-W)	Last 600m	Fastest Section (Time)	Start - 1800	1800 - 1600	1600 - 1400	1400 - 1200	1200 - 1000	1000 - 800	800 - 600	600 - 400
1	3	Tracy The Jet	2:23.68	0:27.01	56.0 (1980 - 1800)	2:23.68	2:12.08 [1]	1:58.18 [1]	1:43.23 [1]	1:28.62 [1]	1:13.52 [1]	0:58.40 [1]	0:43.60 [1]
	(3)	J J Herbertson		0:43.60	1980 - 1800 (0:11.60)	(0:11.60)	(0:13.90)	(0:14.95)	(0:14.61)	(0:15.10)	(0:15.12)	(0:14.80)	(0:14.35)
2	1	Gatesys Gem	2:24.25	0:27.32	55.7 (1980 - 1800)	2:24.25	2:12.52 [2]	1:58.44 [2]	1:43.50 [3]	1:28.88 [2]	1:13.79 [2]	0:58.64 [3]	0:43.84 [3]
	(1)	N R Jack	3.2L (-1)	0:43.84	1980 - 1800 (0:11.73)	(0:11.73)	(0:14.08)	(0:14.94)	(0:14.62)	(0:15.09)	(0:15.15)	(0:14.80)	(0:14.42)
3	10	Youneverknow	2:24.45	0:28.80	53.0 (1980 - 1800)	2:24.45	2:11.83 [10]	1:57.11 [10]	1:42.12 [8]	1:27.96 [7]	1:13.07 [7]	0:58.00 [8]	0:43.23 [7]
	(10)	A G Herlihy MNZM	4.3L (+10)	0:43.23	1980 - 1800 (0:12.62)	(0:12.62)	(0:14.72)	(0:14.99)	(0:14.16)	(0:14.89)	(0:15.07)	(0:14.77)	(0:14.51)
4	11	Meant To Be	2:24.71	0:28.49	54.5 (1980 - 1800)	2:24.71	2:12.24 [9]	1:57.74 [9]	1:42.47 [10]	1:27.80 [10]	1:12.53 [10]	0:57.41 [10]	0:43.21 [8]
	(U1)	Z E Butcher	5.8L (+16)	0:43.21	1980 - 1800 (0:12.47)	(0:12.47)	(0:14.50)	(0:15.27)	(0:14.67)	(0:15.27)	(0:15.12)	(0:14.20)	(0:14.33)
5	5	Tarragindi	2:24.73	0:27.45	54.6 (1980 - 1800)	2:24.73	2:12.95 [3]	1:58.75 [3]	1:43.86 [4]	1:29.12 [4]	1:13.96 [5]	0:58.66 [6]	0:43.69 [5]
	(5)	M J Williamson	5.8L (+22)	0:43.69	1980 - 1800 (0:11.78)	(0:11.78)	(0:14.20)	(0:14.89)	(0:14.74)	(0:15.16)	(0:15.30)	(0:14.97)	(0:14.20)
6	8	To The Moon And Back	2:25.25	0:27.99	53.8 (1980 - 1800)	2:25.25	2:12.73 [7]	1:58.73 [5]	1:44.09 [5]	1:29.50 [5]	1:14.45 [4]	0:59.25 [5]	0:44.42 [6]
	(8)	Brad Williamson	8.7L (+0)	0:44.42	1980 - 1800 (0:12.52)	(0:12.52)	(0:14.00)	(0:14.64)	(0:14.59)	(0:15.05)	(0:15.20)	(0:14.83)	(0:14.59)
7	9	Higher Power	2:26.58	0:28.19	54.0 (1980 - 1800)	2:26.58	2:14.15 [8]	1:59.87 [8]	1:44.60 [9]	1:29.97 [9]	1:14.76 [9]	0:59.59 [9]	0:45.28 [9]
	(9)	B Purdon	16.1L (+15)	0:45.28	1980 - 1800 (0:12.43)	(0:12.43)	(0:14.28)	(0:15.27)	(0:14.63)	(0:15.21)	(0:15.17)	(0:14.31)	(0:15.12)
8	2	Habibt Pat	2:28.52	0:27.59	55.0 (1980 - 1800)	2:28.52	2:16.69 [4]	2:02.44 [6]	1:47.31 [6]	1:32.56 [6]	1:17.41 [6]	1:02.16 [2]	0:48.24 [2]
	(2)	B N Orange	26.9L (+15)	0:48.24	1980 - 1800 (0:11.83)	(0:11.83)	(0:14.25)	(0:15.13)	(0:14.75)	(0:15.15)	(0:15.25)	(0:13.92)	(0:14.40)
9	4	Ya Rite Darl	2:34.57	0:27.85	55.2 (1980 - 1800)	2:34.57	2:22.77 [5]	2:08.23 [7]	1:53.07 [7]	1:38.30 [8]	1:23.17 [8]	1:07.93 [4]	0:53.98 [4]
	(4)	John R Dunn	60.5L (+19)	0:53.98	1980 - 1800 (0:11.80)	(0:11.80)	(0:14.54)	(0:15.16)	(0:14.77)	(0:15.13)	(0:15.24)	(0:13.95)	(0:14.37)
10	6	Rogue Hero	2:44.47	0:27.95	54.8 (1980 - 1800)	2:44.47	2:32.57 [6]	2:18.01 [4]	2:03.50 [2]	1:49.16 [3]	1:33.95 [3]	1:18.68 [7]	1:03.36 [10]
	(6)	C B Ford	115.5L (+26)	1:03.36	1980 - 1800 (0:11.90)	(0:11.90)	(0:14.56)	(0:14.51)	(0:14.34)	(0:15.21)	(0:15.27)	(0:15.32)	(0:17.12)

Scratched: Illicit Love (#7)

Report Created: Fri 14 November 2025 (Note: Timing is based on positional data)

[ ]	Position in running at each section and finish	TAB#	Saddle cloth number
-:-:-	No data available at this section	BAR#	Barrier/Gate Position
NA	No data available	DNF	Did not finish
DNT	Did not track	DT-W	Distance travelled compared to winner in metres

Fastest split  
 Fastest section



# NZ Metropolitan Trotting Club Inc Harness

Race 5: MAJESTIC HORSEFLOATS LP 'THE ASCENT' (MOBILE TROT) (Listed) - 1980m

14 November 2025 - 4:27PM



Weather: Raining

Field Times                      0:29.25      0:14.78  
(Race Tempo)                      (0:14.47)      (0:14.78)

Rank	TAB#	Horse	Overall Time	First 400m	Top Speed km/h (Section)	L400	L200						
	(BAR#)	Driver	Margin (DT-W)	Last 600m	Fastest Section (Time)	400 - 200	200 - Finish						
1	3	Tracy The Jet	2:23.68	0:27.01	56.0 (1980 - 1800)	0:29.25 [1]	0:14.79 [1]						
	(3)	J J Herbertson		0:43.60	1980 - 1800 (0:11.60)	(0:14.46)	(0:14.79)						
2	1	Gatesys Gem	2:24.25	0:27.32	55.7 (1980 - 1800)	0:29.42 [2]	0:14.86 [2]						
	(1)	N R Jack	3.2L (-1)	0:43.84	1980 - 1800 (0:11.73)	(0:14.56)	(0:14.86)						
3	10	Youneverknow	2:24.45	0:28.80	53.0 (1980 - 1800)	0:28.72 [4]	0:14.12 [3]						
	(10)	A G Herlihy MNZM	4.3L (+10)	0:43.23	1980 - 1800 (0:12.62)	(0:14.60)	(0:14.12)						
4	11	Meant To Be	2:24.71	0:28.49	54.5 (1980 - 1800)	0:28.88 [6]	0:14.15 [4]						
	(U1)	Z E Butcher	5.8L (+16)	0:43.21	1980 - 1800 (0:12.47)	(0:14.73)	(0:14.15)						
5	5	Tarragindi	2:24.73	0:27.45	54.6 (1980 - 1800)	0:29.49 [5]	0:14.38 [5]						
	(5)	M J Williamson	5.8L (+22)	0:43.69	1980 - 1800 (0:11.78)	(0:15.11)	(0:14.38)						
6	8	To The Moon And Back	2:25.25	0:27.99	53.8 (1980 - 1800)	0:29.83 [3]	0:15.00 [6]						
	(8)	Brad Williamson	8.7L (+0)	0:44.42	1980 - 1800 (0:12.52)	(0:14.83)	(0:15.00)						
7	9	Higher Power	2:26.58	0:28.19	54.0 (1980 - 1800)	0:30.16 [8]	0:15.10 [7]						
	(9)	B Purdon	16.1L (+15)	0:45.28	1980 - 1800 (0:12.43)	(0:15.06)	(0:15.10)						
8	2	Habibti Pat	2:28.52	0:27.59	55.0 (1980 - 1800)	0:33.84 [7]	0:17.53 [8]						
	(2)	B N Orange	26.9L (+15)	0:48.24	1980 - 1800 (0:11.83)	(0:16.31)	(0:17.53)						
9	4	Ya Rite Darl	2:34.57	0:27.85	55.2 (1980 - 1800)	0:39.61 [9]	0:22.71 [9]						
	(4)	John R Dunn	60.5L (+19)	0:53.98	1980 - 1800 (0:11.80)	(0:16.90)	(0:22.71)						
10	6	Rogue Hero	2:44.47	0:27.95	54.8 (1980 - 1800)	0:46.24 [10]	0:18.94 [10]						
	(6)	C B Ford	115.5L (+26)	1:03.36	1980 - 1800 (0:11.90)	(0:27.30)	(0:18.94)						

Scratched: Illicit Love (#7)

Report Created: Fri 14 November 2025 (Note: Timing is based on positional data)

[ ] Position in running at each section and finish    TAB# Saddle cloth number  
 -:-:- No data available at this section                    BAR# Barrier/Gate Position  
 NA No data available    DNF Did not finish  
 DNT Did not track     DT-W Distance travelled compared to winner in metres

Fastest split  
 Fastest section

Horse/Jockey Name	Tracy The Jet/J J Herbertson
Finish Rank	1
Fastest Section Time (Section)	0:11.60 (1980 - 1800)
Top Speed [km/h] (Section)	56.0 (1980 - 1800)
Race State	Finished



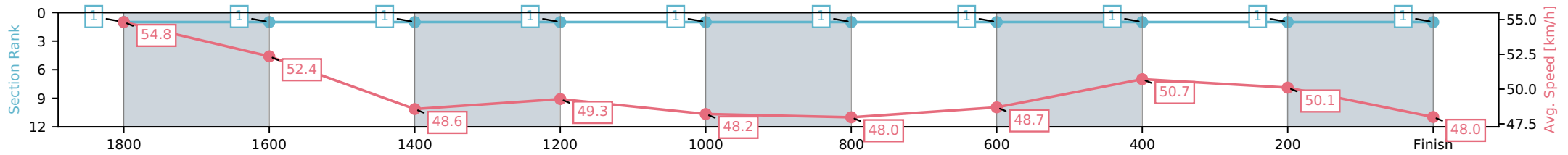
NZ Metropolitan Trotting Club Inc Harness  
 Race 5: MAJESTIC HORSEFLOATS LP 'THE ASCENT'  
 (MOBILE TROT) (Listed) - 1980m



14 November 2025 - 4:27PM

Weather: Raining

Section	L1980	L1800	L1600	L1400	L1200	L1000	L800	L600	L400	L200
Section Times	2:23.68 (0:11.60)	2:12.08 [1] (0:13.90)	1:58.18 [1] (0:14.95)	1:43.23 [1] (0:14.61)	1:28.62 [1] (0:15.10)	1:13.52 [1] (0:15.12)	0:58.40 [1] (0:14.80)	0:43.60 [1] (0:14.35)	0:29.25 [1] (0:14.46)	0:14.79 [1] (0:14.79)
Average Speed [km/h]	54.8	52.4	48.6	49.3	48.2	48.0	48.7	50.7	50.1	48.0
Top Speed [km/h]	56.0	56.0	49.3	49.7	48.8	48.9	50.6	51.0	50.7	50.1
Avg. Dist. to Rail [m]	6.4	2.5	1.3	2.9	1.4	1.1	1.8	1.7	1.3	3.3



- [ ] Ranking at each section and finish
- :-:- No data available at this section
- NA No data available

Horse/Jockey Name	Gatesys Gem/N R Jack
Finish Rank	2
Fastest Section Time (Section)	0:11.73 (1980 - 1800)
Top Speed [km/h] (Section)	55.7 (1980 - 1800)
Race State	Finished



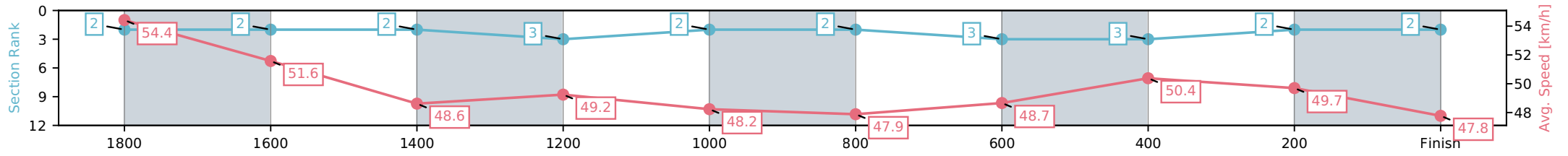
NZ Metropolitan Trotting Club Inc Harness  
 Race 5: MAJESTIC HORSEFLOATS LP 'THE ASCENT'  
 (MOBILE TROT) (Listed) - 1980m



14 November 2025 - 4:27PM

Weather: Raining

Section	L1980	L1800	L1600	L1400	L1200	L1000	L800	L600	L400	L200
Section Times	2:24.25 (0:11.73)	2:12.52 [2] (0:14.08)	1:58.44 [2] (0:14.94)	1:43.50 [3] (0:14.62)	1:28.88 [2] (0:15.09)	1:13.79 [2] (0:15.15)	0:58.64 [3] (0:14.80)	0:43.84 [3] (0:14.42)	0:29.42 [2] (0:14.56)	0:14.86 [2] (0:14.86)
Average Speed [km/h]	54.4	51.6	48.6	49.2	48.2	47.9	48.7	50.4	49.7	47.8
Top Speed [km/h]	55.7	54.2	49.4	50.0	48.9	48.8	50.3	51.1	50.2	49.3
Avg. Dist. to Rail [m]	2.8	1.6	1.3	3.0	1.4	1.1	1.9	1.5	1.0	3.3



[ ] Ranking at each section and finish  
 -:-:- No data available at this section  
 NA No data available

Horse/Jockey Name	Youneverknow/A G Herlihy MNZM
Finish Rank	3
Fastest Section Time (Section)	0:12.62 (1980 - 1800)
Top Speed [km/h] (Section)	53.0 (1980 - 1800)
Race State	Finished



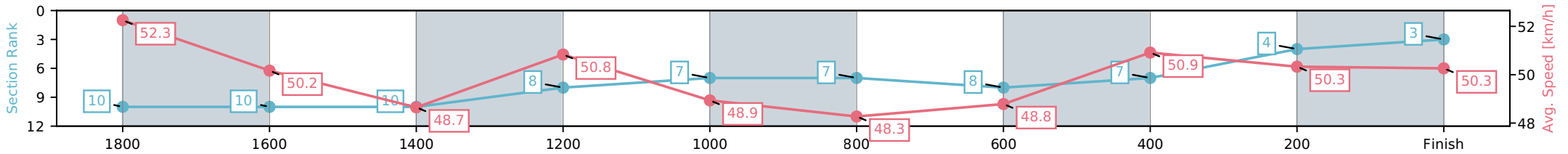
NZ Metropolitan Trotting Club Inc Harness  
 Race 5: MAJESTIC HORSEFLOATS LP 'THE ASCENT'  
 (MOBILE TROT) (Listed) - 1980m



14 November 2025 - 4:27PM

Weather: Raining

Section	L1980	L1800	L1600	L1400	L1200	L1000	L800	L600	L400	L200
Section Times	2:24.45 (0:12.62)	2:11.83 [10] (0:14.72)	1:57.11 [10] (0:14.99)	1:42.12 [8] (0:14.16)	1:27.96 [7] (0:14.89)	1:13.07 [7] (0:15.07)	0:58.00 [8] (0:14.77)	0:43.23 [7] (0:14.51)	0:28.72 [4] (0:14.60)	0:14.12 [3] (0:14.12)
Average Speed [km/h]	52.3	50.2	48.7	50.8	48.9	48.3	48.8	50.9	50.3	50.3
Top Speed [km/h]	53.0	52.2	50.6	51.4	50.4	50.1	51.0	52.2	51.3	51.5
Avg. Dist. to Rail [m]	6.0	4.1	1.7	3.0	1.5	1.4	4.6	4.2	3.3	5.7



[ ] Ranking at each section and finish  
 -:-:- No data available at this section  
 NA No data available

Horse/Jockey Name	Meant To Be/Z E Butcher
Finish Rank	4
Fastest Section Time (Section)	0:12.47 (1980 - 1800)
Top Speed [km/h] (Section)	54.5 (1980 - 1800)
Race State	Finished



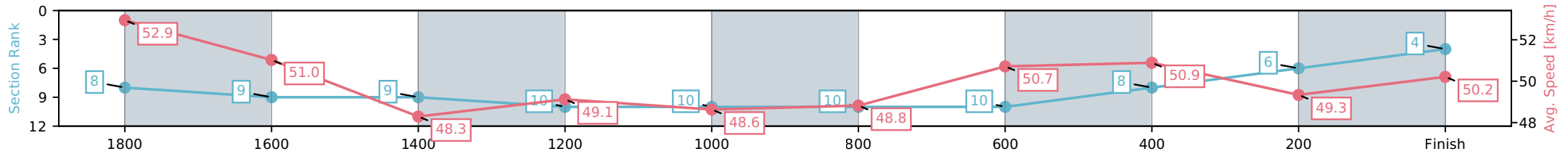
NZ Metropolitan Trotting Club Inc Harness  
 Race 5: MAJESTIC HORSEFLOATS LP 'THE ASCENT'  
 (MOBILE TROT) (Listed) - 1980m



14 November 2025 - 4:27PM

Weather: Raining

Section	L1980	L1800	L1600	L1400	L1200	L1000	L800	L600	L400	L200
Section Times	2:24.71 (0:12.47)	2:12.24 [9] (0:14.50)	1:57.74 [9] (0:15.27)	1:42.47 [10] (0:14.67)	1:27.80 [10] (0:15.27)	1:12.53 [10] (0:15.12)	0:57.41 [10] (0:14.20)	0:43.21 [8] (0:14.33)	0:28.88 [6] (0:14.73)	0:14.15 [4] (0:14.15)
Average Speed [km/h]	52.9	51.0	48.3	49.1	48.6	48.8	50.7	50.9	49.3	50.2
Top Speed [km/h]	54.5	53.9	49.5	50.1	50.0	50.1	52.0	52.2	51.5	51.2
Avg. Dist. to Rail [m]	8.4	4.6	3.1	5.4	3.9	3.4	5.4	2.5	1.3	4.8



- [ ] Ranking at each section and finish
- :-:- No data available at this section
- NA No data available

Horse/Jockey Name	Tarragindi/M J Williamson
Finish Rank	5
Fastest Section Time (Section)	0:11.78 (1980 - 1800)
Top Speed [km/h] (Section)	54.6 (1980 - 1800)
Race State	Finished



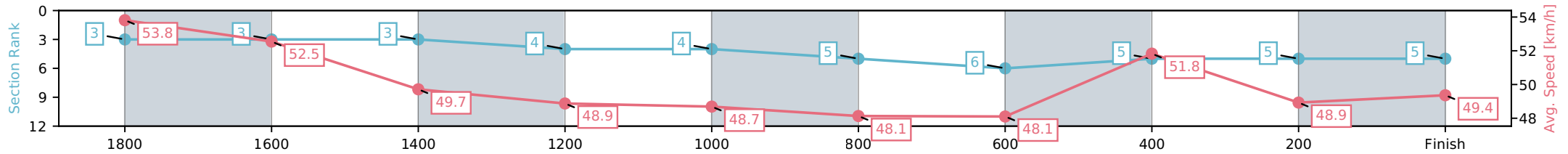
NZ Metropolitan Trotting Club Inc Harness  
 Race 5: MAJESTIC HORSEFLOATS LP 'THE ASCENT'  
 (MOBILE TROT) (Listed) - 1980m



14 November 2025 - 4:27PM

Weather: Raining

Section	L1980	L1800	L1600	L1400	L1200	L1000	L800	L600	L400	L200
Section Times	2:24.73 (0:11.78)	2:12.95 [3] (0:14.20)	1:58.75 [3] (0:14.89)	1:43.86 [4] (0:14.74)	1:29.12 [4] (0:15.16)	1:13.96 [5] (0:15.30)	0:58.66 [6] (0:14.97)	0:43.69 [5] (0:14.20)	0:29.49 [5] (0:15.11)	0:14.38 [5] (0:14.38)
Average Speed [km/h]	53.8	52.5	49.7	48.9	48.7	48.1	48.1	51.8	48.9	49.4
Top Speed [km/h]	54.6	53.2	51.8	50.0	49.4	49.6	50.9	52.8	50.8	50.4
Avg. Dist. to Rail [m]	10.0	6.3	3.7	5.0	3.2	2.9	3.9	3.5	4.6	9.2



- [ ] Ranking at each section and finish
- :-:- No data available at this section
- NA No data available

Horse/Jockey Name	To The Moon And Back/Brad Williamson
Finish Rank	6
Fastest Section Time (Section)	0:12.52 (1980 - 1800)
Top Speed [km/h] (Section)	53.8 (1980 - 1800)
Race State	Finished



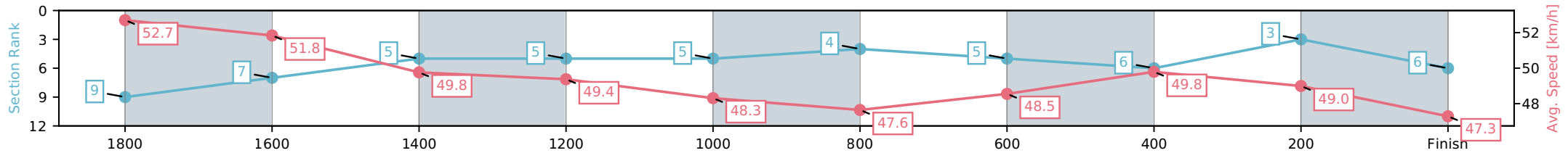
NZ Metropolitan Trotting Club Inc Harness  
 Race 5: MAJESTIC HORSEFLOATS LP 'THE ASCENT'  
 (MOBILE TROT) (Listed) - 1980m



14 November 2025 - 4:27PM

Weather: Raining

Section	L1980	L1800	L1600	L1400	L1200	L1000	L800	L600	L400	L200
Section Times	2:25.25 (0:12.52)	2:12.73 [7] (0:14.00)	1:58.73 [5] (0:14.64)	1:44.09 [5] (0:14.59)	1:29.50 [5] (0:15.05)	1:14.45 [4] (0:15.20)	0:59.25 [5] (0:14.83)	0:44.42 [6] (0:14.59)	0:29.83 [3] (0:14.83)	0:15.00 [6] (0:15.00)
Average Speed [km/h]	52.7	51.8	49.8	49.4	48.3	47.6	48.5	49.8	49.0	47.3
Top Speed [km/h]	53.8	53.8	50.6	50.4	49.1	48.8	49.5	50.3	49.8	48.4
Avg. Dist. to Rail [m]	1.8	1.5	1.6	3.2	1.3	0.8	1.0	1.3	1.5	2.4



[ ] Ranking at each section and finish  
 -:-:- No data available at this section  
 NA No data available

Horse/Jockey Name	Higher Power/B Purdon
Finish Rank	7
Fastest Section Time (Section)	0:12.43 (1980 - 1800)
Top Speed [km/h] (Section)	54.0 (1980 - 1800)
Race State	Finished



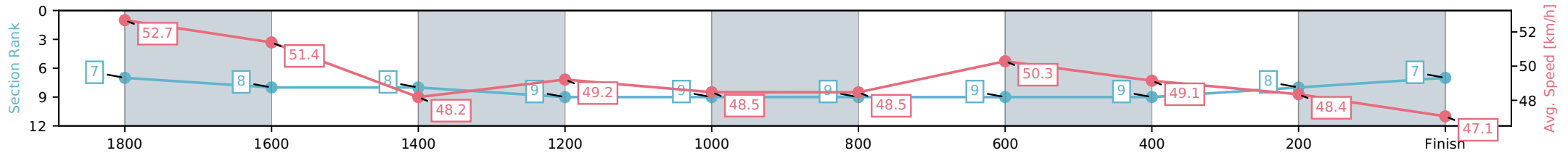
NZ Metropolitan Trotting Club Inc Harness  
 Race 5: MAJESTIC HORSEFLOATS LP 'THE ASCENT'  
 (MOBILE TROT) (Listed) - 1980m



14 November 2025 - 4:27PM

Weather: Raining

Section	L1980	L1800	L1600	L1400	L1200	L1000	L800	L600	L400	L200
Section Times	2:26.58 (0:12.43)	2:14.15 [8] (0:14.28)	1:59.87 [8] (0:15.27)	1:44.60 [9] (0:14.63)	1:29.97 [9] (0:15.21)	1:14.76 [9] (0:15.17)	0:59.59 [9] (0:14.31)	0:45.28 [9] (0:15.12)	0:30.16 [8] (0:15.06)	0:15.10 [7] (0:15.10)
Average Speed [km/h]	52.7	51.4	48.2	49.2	48.5	48.5	50.3	49.1	48.4	47.1
Top Speed [km/h]	54.0	52.6	50.7	50.6	49.9	49.7	51.6	49.9	49.6	48.3
Avg. Dist. to Rail [m]	3.9	3.0	2.9	5.1	3.0	2.9	6.1	5.1	1.5	2.2



- [ ] Ranking at each section and finish
- :-:- No data available at this section
- NA No data available

Horse/Jockey Name	Habibti Pat/B N Orange
Finish Rank	8
Fastest Section Time (Section)	0:11.83 (1980 - 1800)
Top Speed [km/h] (Section)	55.0 (1980 - 1800)
Race State	Finished



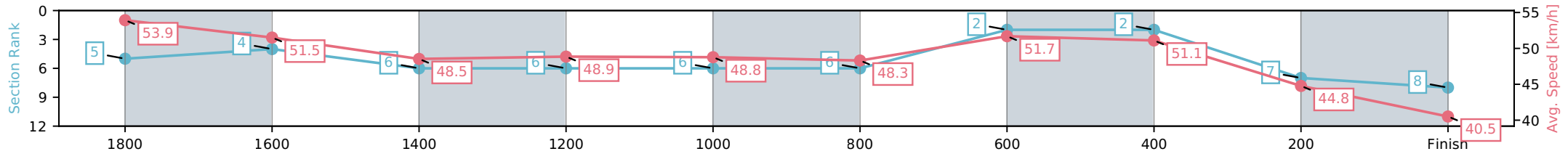
NZ Metropolitan Trotting Club Inc Harness  
 Race 5: MAJESTIC HORSEFLOATS LP 'THE ASCENT'  
 (MOBILE TROT) (Listed) - 1980m



14 November 2025 - 4:27PM

Weather: Raining

Section	L1980	L1800	L1600	L1400	L1200	L1000	L800	L600	L400	L200
Section Times	2:28.52 (0:11.83)	2:16.69 [4] (0:14.25)	2:02.44 [6] (0:15.13)	1:47.31 [6] (0:14.75)	1:32.56 [6] (0:15.15)	1:17.41 [6] (0:15.25)	1:02.16 [2] (0:13.92)	0:48.24 [2] (0:14.40)	0:33.84 [7] (0:16.31)	0:17.53 [8] (0:17.53)
Average Speed [km/h]	53.9	51.5	48.5	48.9	48.8	48.3	51.7	51.1	44.8	40.5
Top Speed [km/h]	55.0	53.2	49.6	50.2	49.6	49.8	52.7	52.0	50.9	46.7
Avg. Dist. to Rail [m]	4.7	3.3	2.8	5.1	3.3	3.1	4.8	3.2	2.4	3.6



- [ ] Ranking at each section and finish
- :-:- No data available at this section
- NA No data available

Horse/Jockey Name	Ya Rite Darl/John R Dunn
Finish Rank	9
Fastest Section Time (Section)	0:11.80 (1980 - 1800)
Top Speed [km/h] (Section)	55.2 (1980 - 1800)
Race State	Finished



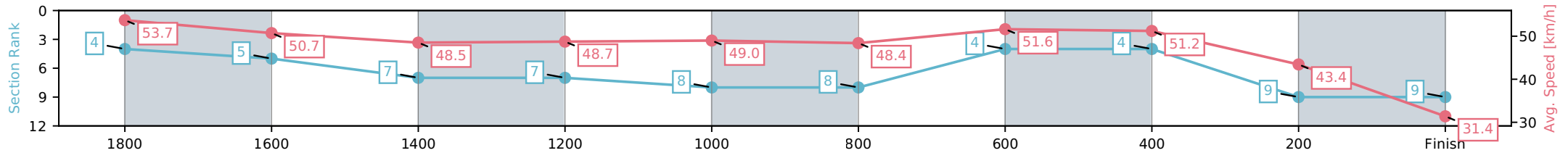
NZ Metropolitan Trotting Club Inc Harness  
 Race 5: MAJESTIC HORSEFLOATS LP 'THE ASCENT'  
 (MOBILE TROT) (Listed) - 1980m



14 November 2025 - 4:27PM

Weather: Raining

Section	L1980	L1800	L1600	L1400	L1200	L1000	L800	L600	L400	L200
Section Times	2:34.57 (0:11.80)	2:22.77 [5] (0:14.54)	2:08.23 [7] (0:15.16)	1:53.07 [7] (0:14.77)	1:38.30 [8] (0:15.13)	1:23.17 [8] (0:15.24)	1:07.93 [4] (0:13.95)	0:53.98 [4] (0:14.37)	0:39.61 [9] (0:16.90)	0:22.71 [9] (0:22.71)
Average Speed [km/h]	53.7	50.7	48.5	48.7	49.0	48.4	51.6	51.2	43.4	31.4
Top Speed [km/h]	55.2	51.4	50.0	50.0	49.8	49.8	52.9	52.3	51.0	40.2
Avg. Dist. to Rail [m]	8.2	4.6	3.0	5.3	3.6	3.3	5.0	3.3	4.4	10.3



- [ ] Ranking at each section and finish
- :-:- No data available at this section
- NA No data available

Horse/Jockey Name	Rogue Hero/C B Ford
Finish Rank	10
Fastest Section Time (Section)	0:11.90 (1980 - 1800)
Top Speed [km/h] (Section)	54.8 (1980 - 1800)
Race State	Finished



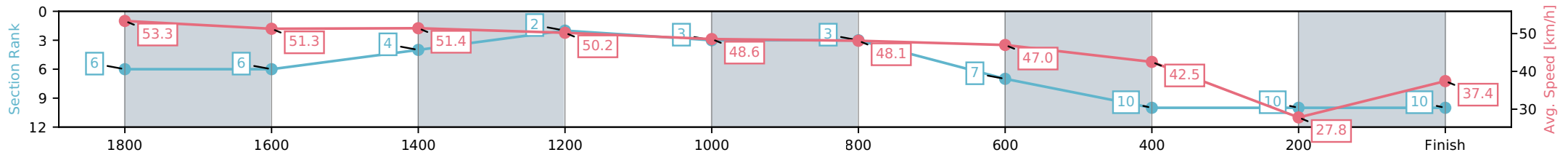
NZ Metropolitan Trotting Club Inc Harness  
 Race 5: MAJESTIC HORSEFLOATS LP 'THE ASCENT'  
 (MOBILE TROT) (Listed) - 1980m



14 November 2025 - 4:27PM

Weather: Raining

Section	L1980	L1800	L1600	L1400	L1200	L1000	L800	L600	L400	L200
Section Times	2:44.47 (0:11.90)	2:32.57 [6] (0:14.56)	2:18.01 [4] (0:14.51)	2:03.50 [2] (0:14.34)	1:49.16 [3] (0:15.21)	1:33.95 [3] (0:15.27)	1:18.68 [7] (0:15.32)	1:03.36 [10] (0:17.12)	0:46.24 [10] (0:27.30)	0:18.94 [10] (0:18.94)
Average Speed [km/h]	53.3	51.3	51.4	50.2	48.6	48.1	47.0	42.5	27.8	37.4
Top Speed [km/h]	54.8	52.4	51.9	52.2	49.3	49.9	47.7	46.1	38.4	38.7
Avg. Dist. to Rail [m]	11.5	6.6	4.8	5.8	3.2	2.6	2.9	2.0	7.1	7.8



- [ ] Ranking at each section and finish
- :-:- No data available at this section
- NA No data available



NZ Metropolitan Trotting Club Inc Harness  
 Race 6: HARNESSLINK CONGRATULATES KINGMAN MOBILE PACE - 1980m  
 14 November 2025 - 5:01PM



Weather: Raining

Field Times (Race Tempo) 2:23.25 (0:11.18) 2:12.07 (0:14.34) 1:57.73 (0:14.71) 1:43.02 (0:15.04) 1:27.98 (0:16.02) 1:11.96 (0:16.36) 0:55.59 (0:15.00) 0:40.59 (0:13.98)

Rank	TAB#	Horse	Overall Time	First 400m	Top Speed km/h (Section)	L1980	L1800	L1600	L1400	L1200	L1000	L800	L600
	(BAR#)	Driver	Margin (DT-W)	Last 600m	Fastest Section (Time)	Start - 1800	1800 - 1600	1600 - 1400	1400 - 1200	1200 - 1000	1000 - 800	800 - 600	600 - 400
1	13	Double Jeopardy	2:23.25	0:28.93	55.3 (400-200)	2:23.25	2:10.74 [11]	1:55.88 [11]	1:40.97 [5]	1:26.98 [3]	1:11.57 [2]	0:55.38 [2]	0:40.57 [1]
	(13)	T M Williams		0:40.57	1980 - 1800 (0:12.51)	(0:12.51)	(0:14.86)	(0:14.91)	(0:13.99)	(0:15.41)	(0:16.19)	(0:14.81)	(0:13.96)
2	5	Christies Art	2:23.73	0:27.62	56.7 (1980 - 1800)	2:23.73	2:12.25 [6]	1:57.62 [6]	1:42.62 [4]	1:27.64 [5]	1:11.71 [4]	0:55.57 [4]	0:40.78 [4]
	(5)	T S Chmiel	2.6L (-2)	0:40.78	1980 - 1800 (0:11.48)	(0:11.48)	(0:14.63)	(0:15.00)	(0:14.98)	(0:15.93)	(0:16.14)	(0:14.79)	(0:13.95)
3	11	Follow Your Dream	2:24.14	0:28.30	55.2 (400-200)	2:24.14	2:11.99 [9]	1:57.29 [9]	1:42.40 [9]	1:27.44 [8]	1:11.56 [8]	0:55.38 [8]	0:40.81 [6]
	(11)	John R Dunn	4.9L (+2)	0:40.81	1980 - 1800 (0:12.15)	(0:12.15)	(0:14.70)	(0:14.89)	(0:14.96)	(0:15.88)	(0:16.18)	(0:14.57)	(0:13.80)
4	3	I'm Rockin	2:24.36	0:27.31	57.3 (1980 - 1800)	2:24.36	2:13.10 [3]	1:58.51 [4]	1:43.47 [6]	1:28.05 [7]	1:12.03 [7]	0:55.73 [9]	0:40.81 [9]
	(3)	R D Close	6.1L (-11)	0:40.81	1980 - 1800 (0:11.26)	(0:11.26)	(0:14.59)	(0:15.04)	(0:15.42)	(0:16.02)	(0:16.30)	(0:14.92)	(0:13.97)
5	4	Got You Covered	2:24.78	0:28.71	55.0 (400-200)	2:24.78	2:12.62 [10]	1:57.54 [10]	1:42.72 [11]	1:27.76 [10]	1:11.85 [10]	0:55.69 [10]	0:41.13 [11]
	(4)	O G Thornley	8.5L (+9)	0:41.13	1980 - 1800 (0:12.16)	(0:12.16)	(0:15.08)	(0:14.82)	(0:14.96)	(0:15.91)	(0:16.16)	(0:14.56)	(0:14.03)
6	10	Radha	2:24.80	0:29.08	55.6 (1980 - 1800)	2:24.80	2:12.17 [12]	1:57.23 [12]	1:42.50 [12]	1:27.48 [12]	1:11.54 [12]	0:55.53 [5]	0:41.84 [3]
	(10)	B N Orange	8.6L (-3)	0:41.84	1980 - 1800 (0:12.63)	(0:12.63)	(0:14.94)	(0:14.73)	(0:15.02)	(0:15.94)	(0:16.01)	(0:13.69)	(0:13.87)
7	2	Bettor Be Sharp	2:24.91	0:27.94	54.7 (1980 - 1800)	2:24.91	2:13.12 [7]	1:58.44 [7]	1:43.52 [7]	1:28.55 [6]	1:12.62 [6]	0:56.45 [6]	0:41.66 [7]
	(2)	S E O'Reilly	9.2L (-1)	0:41.66	1980 - 1800 (0:11.79)	(0:11.79)	(0:14.68)	(0:14.92)	(0:14.97)	(0:15.93)	(0:16.17)	(0:14.79)	(0:13.99)
8	6	Still Rockin	2:25.13	0:27.06	58.1 (1980 - 1800)	2:25.13	2:13.96 [2]	1:59.54 [2]	1:44.57 [3]	1:29.15 [4]	1:13.14 [5]	0:56.79 [7]	0:41.86 [8]
	(6)	R D Holmes	10.4L (-19)	0:41.86	1980 - 1800 (0:11.17)	(0:11.17)	(0:14.42)	(0:14.97)	(0:15.42)	(0:16.01)	(0:16.35)	(0:14.93)	(0:14.17)
9	8	Amass	2:25.39	0:27.36	56.0 (1980 - 1800)	2:25.39	2:13.90 [4]	1:59.45 [3]	1:44.63 [1]	1:30.12 [1]	1:14.10 [1]	0:57.74 [1]	0:42.73 [2]
	(8)	J C Morrison	11.9L (-8)	0:42.73	1980 - 1800 (0:11.49)	(0:11.49)	(0:14.45)	(0:14.82)	(0:14.51)	(0:16.02)	(0:16.36)	(0:15.01)	(0:14.11)
10	7	Rock Or Bust	2:25.65	0:26.92	57.3 (1980 - 1800)	2:25.65	2:14.38 [1]	2:00.13 [1]	1:45.43 [2]	1:30.01 [2]	1:13.99 [3]	0:57.68 [3]	0:42.71 [5]
	(7)	J J Herbertson	13.3L (-12)	0:42.71	1980 - 1800 (0:11.27)	(0:11.27)	(0:14.25)	(0:14.70)	(0:15.42)	(0:16.02)	(0:16.31)	(0:14.97)	(0:14.13)

Scratched: J T Boe (#14)

Report Created: Fri 14 November 2025 (Note: Timing is based on positional data)

[ ] Position in running at each section and finish  
 -:--: No data available at this section  
 NA No data available  
 DNT Did not track

TAB# Saddle cloth number  
 BAR# Barrier/Gate Position  
 DNF Did not finish  
 DT-W Distance travelled compared to winner in metres

Fastest split  
 Fastest section



NZ Metropolitan Trotting Club Inc Harness  
 Race 6: HARNESSLINK CONGRATULATES KINGMAN MOBILE PACE - 1980m  
 14 November 2025 - 5:01PM



Weather: Raining

Field Times (Race Tempo) 2:23.25 (0:11.18) 2:12.07 (0:14.34) 1:57.73 (0:14.71) 1:43.02 (0:15.04) 1:27.98 (0:16.02) 1:11.96 (0:16.36) 0:55.59 (0:15.00) 0:40.59 (0:13.98)

Rank	TAB#	Horse	Overall Time	First 400m	Top Speed km/h (Section)	L1980	L1800	L1600	L1400	L1200	L1000	L800	L600
	(BAR#)	Driver	Margin (DT-W)	Last 600m	Fastest Section (Time)	Start - 1800	1800 - 1600	1600 - 1400	1400 - 1200	1200 - 1000	1000 - 800	800 - 600	600 - 400
11	12	Tempo Warrior	2:26.22	0:28.31	53.1 (1980 - 1800)	2:26.22	2:13.73 [8]	1:59.38 [8]	1:44.56 [10]	1:29.21 [11]	1:13.19 [11]	0:56.95 [13]	0:42.04 [13]
	(12)	S J Ottley	16.5L (-16)	0:42.04	1980 - 1800 (0:12.49)	(0:12.49)	(0:14.35)	(0:14.82)	(0:15.35)	(0:16.02)	(0:16.24)	(0:14.91)	(0:14.15)
12	1	Caught The Eye	2:26.29	0:27.46	55.1 (1980 - 1800)	2:26.29	2:14.71 [5]	2:00.29 [5]	1:45.25 [8]	1:29.75 [9]	1:13.58 [9]	0:57.40 [12]	0:42.38 [10]
	(1)	G W Dixon	16.9L (-29)	0:42.38	1980 - 1800 (0:11.58)	(0:11.58)	(0:14.42)	(0:15.04)	(0:15.50)	(0:16.17)	(0:16.18)	(0:15.02)	(0:13.76)
13	9	Shepherds Delight	2:26.75	0:29.26	54.5 (1980 - 1800)	2:26.75	2:14.24 [13]	1:59.06 [13]	1:44.10 [13]	1:29.26 [13]	1:13.36 [13]	0:57.18 [11]	0:43.01 [12]
	(9)	C R Ferguson	19.4L (-3)	0:43.01	1980 - 1800 (0:12.51)	(0:12.51)	(0:15.18)	(0:14.96)	(0:14.84)	(0:15.90)	(0:16.18)	(0:14.17)	(0:13.98)

Scratched: J T Boe (#14)

- [ ] Position in running at each section and finish
- :-:- No data available at this section
- NA No data available
- DNT Did not track
- TAB# Saddle cloth number
- BAR# Barrier/Gate Position
- DNF Did not finish
- DT-W Distance travelled compared to winner in metres

- Fastest split
- Fastest section



NZ Metropolitan Trotting Club Inc Harness  
 Race 6: HARNESSLINK CONGRATULATES KINGMAN MOBILE PACE - 1980m  
 14 November 2025 - 5:01PM



Weather: Raining

Field Times                      0:26.61      0:13.20  
 (Race Tempo)                    (0:13.41)    (0:13.20)

Rank	TAB#	Horse	Overall Time	First 400m	Top Speed km/h (Section)	L400	L200						
	(BAR#)	Driver	Margin (DT-W)	Last 600m	Fastest Section (Time)	400 - 200	200 - Finish						
1	13	Double Jeopardy	2:23.25	0:28.93	55.3 (400-200)	0:26.61 [1]	0:13.20 [1]						
	(13)	T M Williams		0:40.57	1980 - 1800 (0:12.51)	(0:13.41)	(0:13.20)						
2	5	Christies Art	2:23.73	0:27.62	56.7 (1980 - 1800)	0:26.83 [2]	0:13.37 [2]						
	(5)	T S Chmiel	2.6L (-2)	0:40.78	1980 - 1800 (0:11.48)	(0:13.46)	(0:13.37)						
3	11	Follow Your Dream	2:24.14	0:28.30	55.2 (400-200)	0:27.01 [5]	0:13.43 [3]						
	(11)	John R Dunn	4.9L (+2)	0:40.81	1980 - 1800 (0:12.15)	(0:13.58)	(0:13.43)						
4	3	I'm Rockin	2:24.36	0:27.31	57.3 (1980 - 1800)	0:26.84 [7]	0:13.38 [4]						
	(3)	R D Close	6.1L (-11)	0:40.81	1980 - 1800 (0:11.26)	(0:13.46)	(0:13.38)						
5	4	Got You Covered	2:24.78	0:28.71	55.0 (400-200)	0:27.10 [10]	0:13.29 [5]						
	(4)	O G Thornley	8.5L (+9)	0:41.13	1980 - 1800 (0:12.16)	(0:13.81)	(0:13.29)						
6	10	Radha	2:24.80	0:29.08	55.6 (1980 - 1800)	0:27.97 [3]	0:14.34 [6]						
	(10)	B N Orange	8.6L (-3)	0:41.84	1980 - 1800 (0:12.63)	(0:13.63)	(0:14.34)						
7	2	Bettor Be Sharp	2:24.91	0:27.94	54.7 (1980 - 1800)	0:27.67 [8]	0:13.92 [7]						
	(2)	S E O'Reilly	9.2L (-1)	0:41.66	1980 - 1800 (0:11.79)	(0:13.75)	(0:13.92)						
8	6	Still Rockin	2:25.13	0:27.06	58.1 (1980 - 1800)	0:27.69 [9]	0:13.81 [8]						
	(6)	R D Holmes	10.4L (-19)	0:41.86	1980 - 1800 (0:11.17)	(0:13.88)	(0:13.81)						
9	8	Amass	2:25.39	0:27.36	56.0 (1980 - 1800)	0:28.62 [4]	0:14.68 [9]						
	(8)	J C Morrison	11.9L (-8)	0:42.73	1980 - 1800 (0:11.49)	(0:13.94)	(0:14.68)						
10	7	Rock Or Bust	2:25.65	0:26.92	57.3 (1980 - 1800)	0:28.58 [6]	0:14.72 [10]						
	(7)	J J Herbertson	13.3L (-12)	0:42.71	1980 - 1800 (0:11.27)	(0:13.86)	(0:14.72)						

Scratched: J T Boe (#14)

- [ ] Position in running at each section and finish    TAB# Saddle cloth number
- :-:- No data available at this section                    BAR# Barrier/Gate Position
- NA No data available    DNF Did not finish
- DNT Did not track     DT-W Distance travelled compared to winner in metres

- Fastest split
- Fastest section



NZ Metropolitan Trotting Club Inc Harness  
 Race 6: HARNESSLINK CONGRATULATES KINGMAN MOBILE PACE - 1980m  
 14 November 2025 - 5:01PM



Weather: Raining

Field Times                      0:26.61      0:13.20  
 (Race Tempo)                    (0:13.41)    (0:13.20)

Rank	TAB#	Horse	Overall Time	First 400m	Top Speed km/h (Section)	L400	L200						
	(BAR#)	Driver	Margin (DT-W)	Last 600m	Fastest Section (Time)	400 - 200	200 - Finish						
11	12	Tempo Warrior	2:26.22	0:28.31	53.1 (1980 - 1800)	0:27.89 [13]	0:14.01 [11]						
	(12)	S J Ottley	16.5L (-16)	0:42.04	1980 - 1800 (0:12.49)	(0:13.88)	(0:14.01)						
12	1	Caught The Eye	2:26.29	0:27.46	55.1 (1980 - 1800)	0:28.62 [11]	0:14.60 [12]						
	(1)	G W Dixon	16.9L (-29)	0:42.38	1980 - 1800 (0:11.58)	(0:14.02)	(0:14.60)						
13	9	Shepherds Delight	2:26.75	0:29.26	54.5 (1980 - 1800)	0:29.03 [12]	0:14.62 [13]						
	(9)	C R Ferguson	19.4L (-3)	0:43.01	1980 - 1800 (0:12.51)	(0:14.41)	(0:14.62)						

Scratched: J T Boe (#14)

- [ ] Position in running at each section and finish    TAB# Saddle cloth number
- :--:-- No data available at this section                BAR# Barrier/Gate Position
- NA No data available                                        DNF Did not finish
- DNT Did not track    DT-W Distance travelled compared to winner in metres

- Fastest split
- Fastest section

Horse/Jockey Name	Double Jeopardy/T M Williams
Finish Rank	1
Fastest Section Time (Section)	0:12.51 (1980 - 1800)
Top Speed [km/h] (Section)	55.3 (400-200)
Race State	Finished



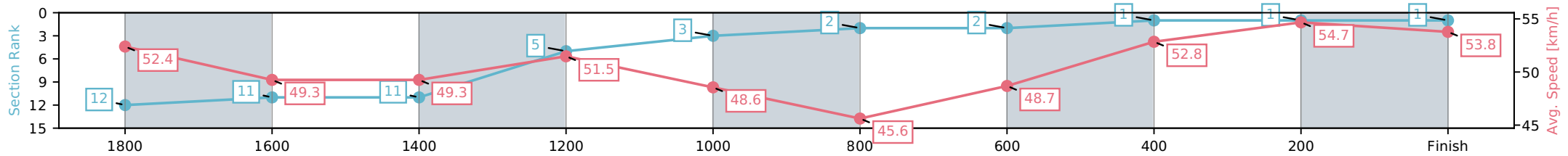
NZ Metropolitan Trotting Club Inc Harness  
 Race 6: HARNESSLINK CONGRATULATES KINGMAN  
 MOBILE PACE - 1980m



14 November 2025 - 5:01PM

Weather: Raining

Section	L1980	L1800	L1600	L1400	L1200	L1000	L800	L600	L400	L200
Section Times	2:23.25 (0:12.51)	2:10.74 [11] (0:14.86)	1:55.88 [11] (0:14.91)	1:40.97 [5] (0:13.99)	1:26.98 [3] (0:15.41)	1:11.57 [2] (0:16.19)	0:55.38 [2] (0:14.81)	0:40.57 [1] (0:13.96)	0:26.61 [1] (0:13.41)	0:13.20 [1] (0:13.20)
Average Speed [km/h]	52.4	49.3	49.3	51.5	48.6	45.6	48.7	52.8	54.7	53.8
Top Speed [km/h]	53.4	51.4	51.2	52.3	51.1	46.9	52.2	53.9	55.3	55.1
Avg. Dist. to Rail [m]	7.5	3.5	2.9	6.7	4.8	3.4	3.9	3.7	2.7	4.9



- [ ] Ranking at each section and finish
- :-:- No data available at this section
- NA No data available

Horse/Jockey Name	Christies Art/T S Chmiel
Finish Rank	2
Fastest Section Time (Section)	0:11.48 (1980 - 1800)
Top Speed [km/h] (Section)	56.7 (1980 - 1800)
Race State	Finished



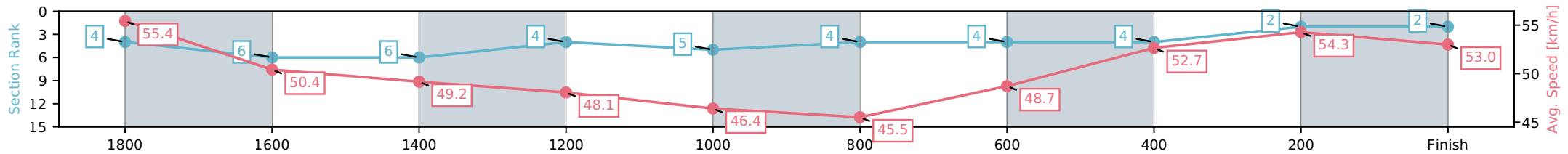
NZ Metropolitan Trotting Club Inc Harness  
 Race 6: HARNESSLINK CONGRATULATES KINGMAN  
 MOBILE PACE - 1980m



14 November 2025 - 5:01PM

Weather: Raining

Section	L1980	L1800	L1600	L1400	L1200	L1000	L800	L600	L400	L200
Section Times	2:23.73 (0:11.48)	2:12.25 [6] (0:14.63)	1:57.62 [6] (0:15.00)	1:42.62 [4] (0:14.98)	1:27.64 [5] (0:15.93)	1:11.71 [4] (0:16.14)	0:55.57 [4] (0:14.79)	0:40.78 [4] (0:13.95)	0:26.83 [2] (0:13.46)	0:13.37 [2] (0:13.37)
Average Speed [km/h]	55.4	50.4	49.2	48.1	46.4	45.5	48.7	52.7	54.3	53.0
Top Speed [km/h]	56.7	53.3	50.7	48.7	48.2	46.9	51.8	53.9	55.0	54.3
Avg. Dist. to Rail [m]	7.5	4.0	3.2	4.7	3.3	2.9	3.2	2.8	2.3	3.0



- [ ] Ranking at each section and finish
- :-:- No data available at this section
- NA No data available

Horse/Jockey Name	Follow Your Dream/John R Dunn
Finish Rank	3
Fastest Section Time (Section)	0:12.15 (1980 - 1800)
Top Speed [km/h] (Section)	55.2 (400-200)
Race State	Finished



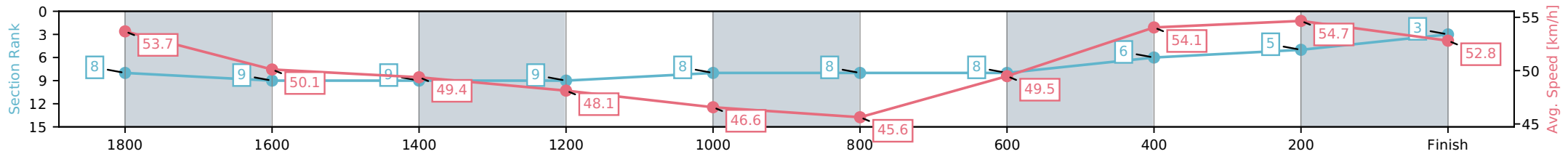
NZ Metropolitan Trotting Club Inc Harness  
 Race 6: HARNESSLINK CONGRATULATES KINGMAN  
 MOBILE PACE - 1980m



14 November 2025 - 5:01PM

Weather: Raining

Section	L1980	L1800	L1600	L1400	L1200	L1000	L800	L600	L400	L200
Section Times	2:24.14 (0:12.15)	2:11.99 [9] (0:14.70)	1:57.29 [9] (0:14.89)	1:42.40 [9] (0:14.96)	1:27.44 [8] (0:15.88)	1:11.56 [8] (0:16.18)	0:55.38 [8] (0:14.57)	0:40.81 [6] (0:13.80)	0:27.01 [5] (0:13.58)	0:13.43 [3] (0:13.43)
Average Speed [km/h]	53.7	50.1	49.4	48.1	46.6	45.6	49.5	54.1	54.7	52.8
Top Speed [km/h]	54.6	52.6	51.3	48.8	48.4	47.0	53.7	54.8	55.2	54.8
Avg. Dist. to Rail [m]	4.7	3.7	2.9	5.1	3.4	3.4	4.7	5.0	4.6	7.8



- [ ] Ranking at each section and finish
- :-:- No data available at this section
- NA No data available

Horse/Jockey Name	I'm Rockin/R D Close
Finish Rank	4
Fastest Section Time (Section)	0:11.26 (1980 - 1800)
Top Speed [km/h] (Section)	57.3 (1980 - 1800)
Race State	Finished



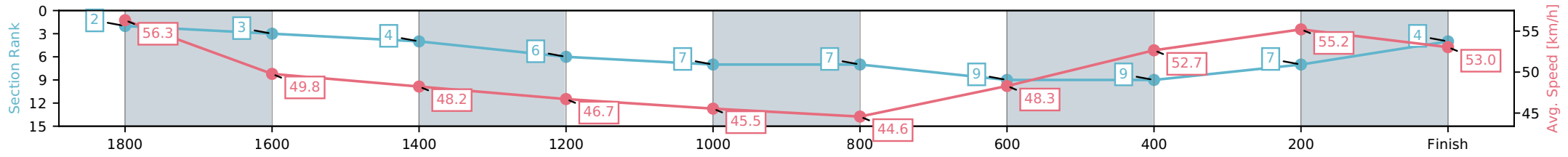
NZ Metropolitan Trotting Club Inc Harness  
 Race 6: HARNESSLINK CONGRATULATES KINGMAN  
 MOBILE PACE - 1980m



14 November 2025 - 5:01PM

Weather: Raining

Section	L1980	L1800	L1600	L1400	L1200	L1000	L800	L600	L400	L200
Section Times	2:24.36 (0:11.26)	2:13.10 [3] (0:14.59)	1:58.51 [4] (0:15.04)	1:43.47 [6] (0:15.42)	1:28.05 [7] (0:16.02)	1:12.03 [7] (0:16.30)	0:55.73 [9] (0:14.92)	0:40.81 [9] (0:13.97)	0:26.84 [7] (0:13.46)	0:13.38 [4] (0:13.38)
Average Speed [km/h]	56.3	49.8	48.2	46.7	45.5	44.6	48.3	52.7	55.2	53.0
Top Speed [km/h]	57.3	55.0	50.6	47.8	47.5	46.3	50.6	53.5	56.6	55.7
Avg. Dist. to Rail [m]	5.7	1.8	1.2	3.0	1.6	1.4	2.1	3.0	5.1	10.0



- [ ] Ranking at each section and finish
- :-:- No data available at this section
- NA No data available

Horse/Jockey Name	Got You Covered/O G Thornley
Finish Rank	5
Fastest Section Time (Section)	0:12.16 (1980 - 1800)
Top Speed [km/h] (Section)	55.0 (400-200)
Race State	Finished



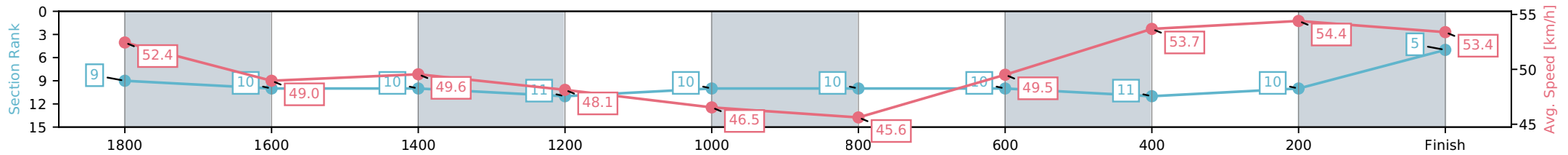
NZ Metropolitan Trotting Club Inc Harness  
 Race 6: HARNESSLINK CONGRATULATES KINGMAN  
 MOBILE PACE - 1980m



14 November 2025 - 5:01PM

Weather: Raining

Section	L1980	L1800	L1600	L1400	L1200	L1000	L800	L600	L400	L200
Section Times	2:24.78 (0:12.16)	2:12.62 [10] (0:15.08)	1:57.54 [10] (0:14.82)	1:42.72 [11] (0:14.96)	1:27.76 [10] (0:15.91)	1:11.85 [10] (0:16.16)	0:55.69 [10] (0:14.56)	0:41.13 [11] (0:14.03)	0:27.10 [10] (0:13.81)	0:13.29 [5] (0:13.29)
Average Speed [km/h]	52.4	49.0	49.6	48.1	46.5	45.6	49.5	53.7	54.4	53.4
Top Speed [km/h]	53.5	50.2	50.8	49.0	48.5	47.3	52.2	54.6	55.0	54.8
Avg. Dist. to Rail [m]	7.0	4.4	2.8	5.0	3.4	3.3	5.4	6.2	6.4	10.4



- [ ] Ranking at each section and finish
- :-:- No data available at this section
- NA No data available

Horse/Jockey Name	Radha/B N Orange
Finish Rank	6
Fastest Section Time (Section)	0:12.63 (1980 - 1800)
Top Speed [km/h] (Section)	55.6 (1980 - 1800)
Race State	Finished



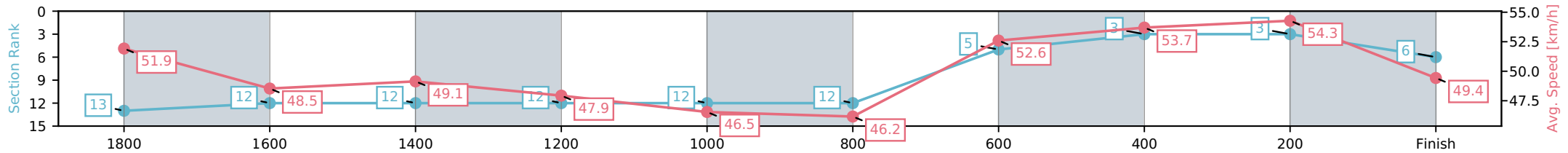
NZ Metropolitan Trotting Club Inc Harness  
 Race 6: HARNESSLINK CONGRATULATES KINGMAN  
 MOBILE PACE - 1980m



14 November 2025 - 5:01PM

Weather: Raining

Section	L1980	L1800	L1600	L1400	L1200	L1000	L800	L600	L400	L200
Section Times	2:24.80 (0:12.63)	2:12.17 [12] (0:14.94)	1:57.23 [12] (0:14.73)	1:42.50 [12] (0:15.02)	1:27.48 [12] (0:15.94)	1:11.54 [12] (0:16.01)	0:55.53 [5] (0:13.69)	0:41.84 [3] (0:13.87)	0:27.97 [3] (0:13.63)	0:14.34 [6] (0:14.34)
Average Speed [km/h]	51.9	48.5	49.1	47.9	46.5	46.2	52.6	53.7	54.3	49.4
Top Speed [km/h]	55.6	50.4	51.1	48.7	48.0	51.6	53.3	54.2	54.7	52.9
Avg. Dist. to Rail [m]	2.5	1.8	0.9	3.9	3.7	3.7	5.8	4.8	4.2	6.1



- [ ] Ranking at each section and finish
- :-:- No data available at this section
- NA No data available

Horse/Jockey Name	Bettor Be Sharp/S E O'Reilly
Finish Rank	7
Fastest Section Time (Section)	0:11.79 (1980 - 1800)
Top Speed [km/h] (Section)	54.7 (1980 - 1800)
Race State	Finished



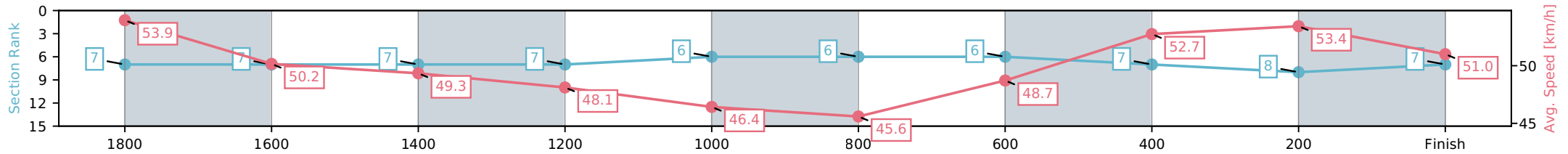
NZ Metropolitan Trotting Club Inc Harness  
 Race 6: HARNESSLINK CONGRATULATES KINGMAN  
 MOBILE PACE - 1980m



14 November 2025 - 5:01PM

Weather: Raining

Section	L1980	L1800	L1600	L1400	L1200	L1000	L800	L600	L400	L200
Section Times	2:24.91 (0:11.79)	2:13.12 [7] (0:14.68)	1:58.44 [7] (0:14.92)	1:43.52 [7] (0:14.97)	1:28.55 [6] (0:15.93)	1:12.62 [6] (0:16.17)	0:56.45 [6] (0:14.79)	0:41.66 [7] (0:13.99)	0:27.67 [8] (0:13.75)	0:13.92 [7] (0:13.92)
Average Speed [km/h]	53.9	50.2	49.3	48.1	46.4	45.6	48.7	52.7	53.4	51.0
Top Speed [km/h]	54.7	52.4	50.8	48.6	48.2	46.8	52.0	53.4	53.9	53.5
Avg. Dist. to Rail [m]	4.6	3.6	3.1	4.8	3.4	3.2	3.9	3.6	3.2	6.5



- [ ] Ranking at each section and finish
- :-:- No data available at this section
- NA No data available

Horse/Jockey Name	Still Rockin/R D Holmes
Finish Rank	8
Fastest Section Time (Section)	0:11.17 (1980 - 1800)
Top Speed [km/h] (Section)	58.1 (1980 - 1800)
Race State	Finished



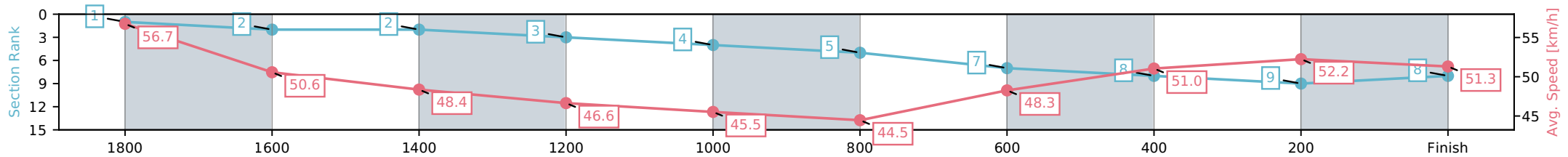
NZ Metropolitan Trotting Club Inc Harness  
 Race 6: HARNESSLINK CONGRATULATES KINGMAN  
 MOBILE PACE - 1980m



14 November 2025 - 5:01PM

Weather: Raining

Section	L1980	L1800	L1600	L1400	L1200	L1000	L800	L600	L400	L200
Section Times	2:25.13 (0:11.17)	2:13.96 [2] (0:14.42)	1:59.54 [2] (0:14.97)	1:44.57 [3] (0:15.42)	1:29.15 [4] (0:16.01)	1:13.14 [5] (0:16.35)	0:56.79 [7] (0:14.93)	0:41.86 [8] (0:14.17)	0:27.69 [9] (0:13.88)	0:13.81 [8] (0:13.81)
Average Speed [km/h]	56.7	50.6	48.4	46.6	45.5	44.5	48.3	51.0	52.2	51.3
Top Speed [km/h]	58.1	55.4	50.9	47.9	47.2	46.2	50.6	52.2	52.8	53.3
Avg. Dist. to Rail [m]	8.9	2.7	0.9	2.8	1.5	1.3	2.2	1.1	1.1	2.9



- [ ] Ranking at each section and finish
- :-:- No data available at this section
- NA No data available

Horse/Jockey Name	Amass/J C Morrison
Finish Rank	9
Fastest Section Time (Section)	0:11.49 (1980 - 1800)
Top Speed [km/h] (Section)	56.0 (1980 - 1800)
Race State	Finished



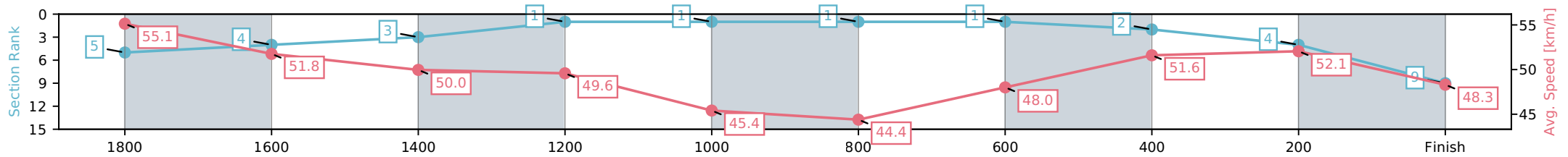
NZ Metropolitan Trotting Club Inc Harness  
 Race 6: HARNESSLINK CONGRATULATES KINGMAN  
 MOBILE PACE - 1980m



14 November 2025 - 5:01PM

Weather: Raining

Section	L1980	L1800	L1600	L1400	L1200	L1000	L800	L600	L400	L200
Section Times	2:25.39 (0:11.49)	2:13.90 [4] (0:14.45)	1:59.45 [3] (0:14.82)	1:44.63 [1] (0:14.51)	1:30.12 [1] (0:16.02)	1:14.10 [1] (0:16.36)	0:57.74 [1] (0:15.01)	0:42.73 [2] (0:14.11)	0:28.62 [4] (0:13.94)	0:14.68 [9] (0:14.68)
Average Speed [km/h]	55.1	51.8	50.0	49.6	45.4	44.4	48.0	51.6	52.1	48.3
Top Speed [km/h]	56.0	53.9	53.3	52.6	46.3	46.7	50.7	52.4	52.5	51.0
Avg. Dist. to Rail [m]	13.1	6.4	3.5	4.2	1.4	1.2	2.1	1.9	1.3	4.6



- [ ] Ranking at each section and finish
- :-:- No data available at this section
- NA No data available

Horse/Jockey Name	Rock Or Bust/J J Herbertson
Finish Rank	10
Fastest Section Time (Section)	0:11.27 (1980 - 1800)
Top Speed [km/h] (Section)	57.3 (1980 - 1800)
Race State	Finished



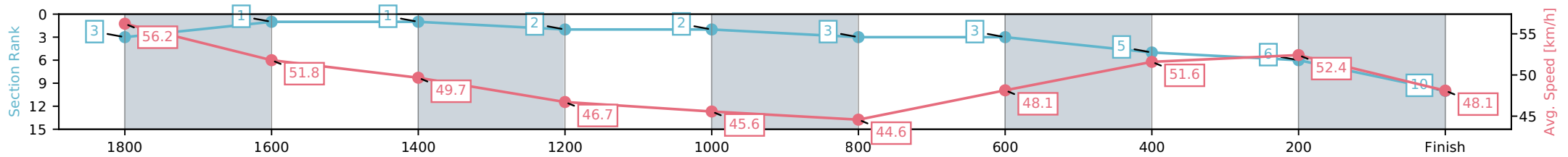
NZ Metropolitan Trotting Club Inc Harness  
 Race 6: HARNESSLINK CONGRATULATES KINGMAN  
 MOBILE PACE - 1980m



14 November 2025 - 5:01PM

Weather: Raining

Section	L1980	L1800	L1600	L1400	L1200	L1000	L800	L600	L400	L200
Section Times	2:25.65 (0:11.27)	2:14.38 [1] (0:14.25)	2:00.13 [1] (0:14.70)	1:45.43 [2] (0:15.42)	1:30.01 [2] (0:16.02)	1:13.99 [3] (0:16.31)	0:57.68 [3] (0:14.97)	0:42.71 [5] (0:14.13)	0:28.58 [6] (0:13.86)	0:14.72 [10] (0:14.72)
Average Speed [km/h]	56.2	51.8	49.7	46.7	45.6	44.6	48.1	51.6	52.4	48.1
Top Speed [km/h]	57.3	54.4	53.6	47.9	46.3	46.5	50.7	52.4	52.6	52.8
Avg. Dist. to Rail [m]	11.2	4.4	1.9	3.3	1.8	1.4	2.2	2.0	1.3	2.0



- [ ] Ranking at each section and finish
- :-:- No data available at this section
- NA No data available

Horse/Jockey Name	Tempo Warrior/S J Ottley
Finish Rank	11
Fastest Section Time (Section)	0:12.49 (1980 - 1800)
Top Speed [km/h] (Section)	53.1 (1980 - 1800)
Race State	Finished



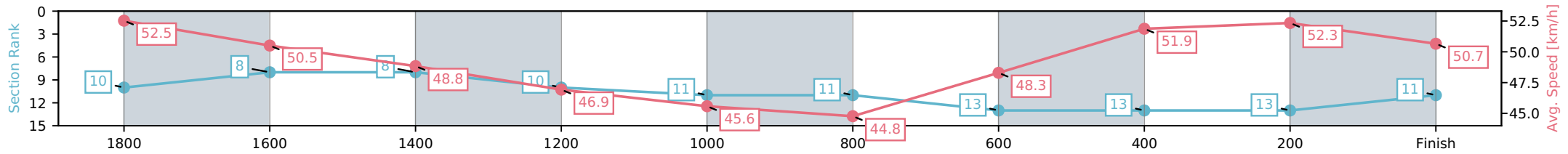
NZ Metropolitan Trotting Club Inc Harness  
 Race 6: HARNESSLINK CONGRATULATES KINGMAN  
 MOBILE PACE - 1980m



14 November 2025 - 5:01PM

Weather: Raining

Section	L1980	L1800	L1600	L1400	L1200	L1000	L800	L600	L400	L200
Section Times	2:26.22 (0:12.49)	2:13.73 [8] (0:14.35)	1:59.38 [8] (0:14.82)	1:44.56 [10] (0:15.35)	1:29.21 [11] (0:16.02)	1:13.19 [11] (0:16.24)	0:56.95 [13] (0:14.91)	0:42.04 [13] (0:14.15)	0:27.89 [13] (0:13.88)	0:14.01 [11] (0:14.01)
Average Speed [km/h]	52.5	50.5	48.8	46.9	45.6	44.8	48.3	51.9	52.3	50.7
Top Speed [km/h]	53.1	52.2	49.8	47.3	47.4	46.4	50.9	53.0	53.0	52.4
Avg. Dist. to Rail [m]	5.8	1.9	1.0	3.1	1.8	1.6	2.7	2.9	1.4	2.3



- [ ] Ranking at each section and finish
- :-:- No data available at this section
- NA No data available

Horse/Jockey Name	Caught The Eye/G W Dixon
Finish Rank	12
Fastest Section Time (Section)	0:11.58 (1980 - 1800)
Top Speed [km/h] (Section)	55.1 (1980 - 1800)
Race State	Finished



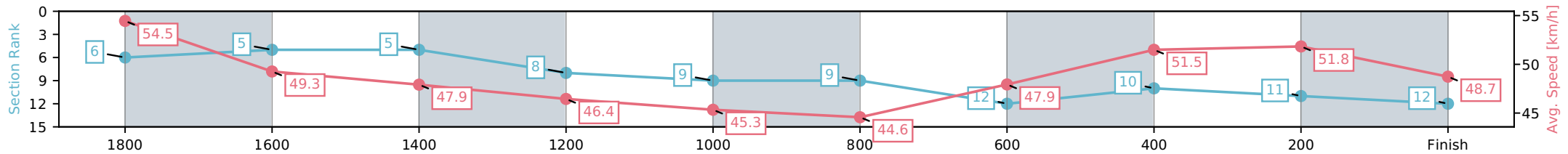
NZ Metropolitan Trotting Club Inc Harness  
 Race 6: HARNESSLINK CONGRATULATES KINGMAN  
 MOBILE PACE - 1980m



14 November 2025 - 5:01PM

Weather: Raining

Section	L1980	L1800	L1600	L1400	L1200	L1000	L800	L600	L400	L200
Section Times	2:26.29 (0:11.58)	2:14.71 [5] (0:14.42)	2:00.29 [5] (0:15.04)	1:45.25 [8] (0:15.50)	1:29.75 [9] (0:16.17)	1:13.58 [9] (0:16.18)	0:57.40 [12] (0:15.02)	0:42.38 [10] (0:13.76)	0:28.62 [11] (0:14.02)	0:14.60 [12] (0:14.60)
Average Speed [km/h]	54.5	49.3	47.9	46.4	45.3	44.6	47.9	51.5	51.8	48.7
Top Speed [km/h]	55.1	53.5	49.7	47.5	47.6	46.4	50.1	52.4	52.7	50.8
Avg. Dist. to Rail [m]	0.5	1.5	0.8	3.2	2.1	1.2	0.7	1.7	2.2	6.3



- [ ] Ranking at each section and finish
- :-:- No data available at this section
- NA No data available

Horse/Jockey Name	Shepherds Delight/C R Ferguson
Finish Rank	13
Fastest Section Time (Section)	0:12.51 (1980 - 1800)
Top Speed [km/h] (Section)	54.5 (1980 - 1800)
Race State	Finished



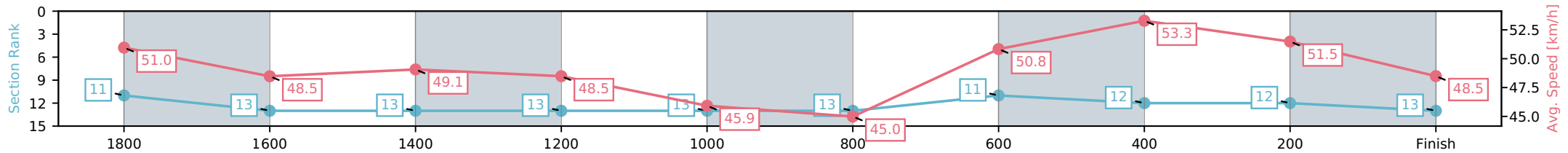
NZ Metropolitan Trotting Club Inc Harness  
 Race 6: HARNESSLINK CONGRATULATES KINGMAN  
 MOBILE PACE - 1980m



14 November 2025 - 5:01PM

Weather: Raining

Section	L1980	L1800	L1600	L1400	L1200	L1000	L800	L600	L400	L200
Section Times	2:26.75 (0:12.51)	2:14.24 [13] (0:15.18)	1:59.06 [13] (0:14.96)	1:44.10 [13] (0:14.84)	1:29.26 [13] (0:15.90)	1:13.36 [13] (0:16.18)	0:57.18 [11] (0:14.17)	0:43.01 [12] (0:13.98)	0:29.03 [12] (0:14.41)	0:14.62 [13] (0:14.62)
Average Speed [km/h]	51.0	48.5	49.1	48.5	45.9	45.0	50.8	53.3	51.5	48.5
Top Speed [km/h]	54.5	50.9	51.4	50.4	48.9	48.8	53.3	53.9	52.4	50.4
Avg. Dist. to Rail [m]	13.6	4.6	2.7	3.5	1.8	1.6	4.4	4.7	4.5	7.3



- [ ] Ranking at each section and finish
- :-:- No data available at this section
- NA No data available



NZ Metropolitan Trotting Club Inc Harness  
 Race 7: ALDEBARAN ZEUS STANDING & ALDEBARAN PARK HCP TROT - 2600m  
 14 November 2025 - 5:31PM



Weather: Raining

Field Times (Race Tempo) 3:18.69 (0:16.70) 3:01.99 (0:14.78) 2:47.21 (0:15.19) 2:32.02 (0:14.55) 2:17.47 (0:15.69) 2:01.78 (0:15.57) 1:46.21 (0:15.33) 1:30.88 (0:15.76)

Rank	TAB#	Horse	Overall Time	First 400m	Top Speed km/h (Section)	L2600	L2400	L2200	L2000	L1800	L1600	L1400	L1200
	(BAR#)	Driver	Margin (DT-W)	Last 600m	Fastest Section (Time)	Start - 2400	2400 - 2200	2200 - 2000	2000 - 1800	1800 - 1600	1600 - 1400	1400 - 1200	1200 - 1000
1	8	Rush	3:18.69	0:32.11	51.7 (2000-1800)	3:18.69	3:01.49 [3]	2:46.58 [2]	2:31.75 [1]	2:17.48 [1]	2:01.79 [1]	1:46.22 [1]	1:30.89 [1]
	(8)	S J Ottley		0:44.33	2000-1800 (0:14.27)	(0:17.20)	(0:14.91)	(0:14.83)	(0:14.27)	(0:15.69)	(0:15.57)	(0:15.33)	(0:15.76)
2	6	Paige	3:18.70	0:33.06	52.3 (400-200)	3:18.70	3:00.54 [7]	2:45.64 [7]	2:30.44 [7]	2:15.87 [8]	2:00.00 [8]	1:44.64 [7]	1:29.69 [7]
	(6)	S J Tomlinson	0.1L (+18)	0:43.44	200-0 (0:14.28)	(0:18.16)	(0:14.90)	(0:15.20)	(0:14.57)	(0:15.87)	(0:15.36)	(0:14.95)	(0:15.70)
3	9	Freya	3:18.91	0:33.50	52.1 (200-0)	3:18.91	3:00.39 [9]	2:45.41 [9]	2:30.29 [9]	2:15.78 [10]	1:59.91 [10]	1:44.52 [9]	1:29.61 [9]
	(U1)	B T Hope	1.3L (+20)	0:43.36	200-0 (0:14.06)	(0:18.52)	(0:14.98)	(0:15.12)	(0:14.51)	(0:15.87)	(0:15.39)	(0:14.91)	(0:15.71)
4	5	Master Class	3:19.02	0:31.48	52.5 (2400-2200)	3:19.02	3:02.21 [1]	2:47.54 [1]	2:32.36 [2]	2:17.49 [2]	2:01.80 [2]	1:46.22 [2]	1:30.91 [2]
	(5)	K A Butt	1.8L (-8)	0:44.35	200-0 (0:14.44)	(0:16.81)	(0:14.67)	(0:15.18)	(0:14.87)	(0:15.69)	(0:15.58)	(0:15.31)	(0:15.75)
5	7	Vertigo	3:19.18	0:31.81	50.7 (200-0)	3:19.18	3:02.49 [2]	2:47.37 [3]	2:32.21 [3]	2:17.34 [3]	2:01.64 [3]	1:46.06 [4]	1:30.77 [4]
	(7)	L D McCormick	2.8L (-9)	0:44.22	200-0 (0:14.31)	(0:16.69)	(0:15.12)	(0:15.16)	(0:14.87)	(0:15.70)	(0:15.58)	(0:15.29)	(0:15.75)
6	4	Brett's Mate	3:19.26	0:32.18	51.2 (2600 - 2400)	3:19.26	3:02.25 [4]	2:47.08 [4]	2:31.88 [4]	2:17.08 [4]	2:01.25 [4]	1:45.83 [3]	1:30.87 [3]
	(4)	K G Cameron	3.2L (+8)	0:44.66	200-0 (0:14.76)	(0:17.01)	(0:15.17)	(0:15.20)	(0:14.80)	(0:15.83)	(0:15.42)	(0:14.96)	(0:15.66)
7	2	Roydon Muscle	3:19.55	0:32.71	51.8 (2600 - 2400)	3:19.55	3:01.83 [5]	2:46.84 [6]	2:31.52 [6]	2:16.96 [5]	2:01.35 [5]	1:46.04 [6]	1:30.80 [6]
	(2)	R T May	4.8L (-6)	0:44.28	200-0 (0:14.31)	(0:17.72)	(0:14.99)	(0:15.32)	(0:14.56)	(0:15.61)	(0:15.31)	(0:15.24)	(0:15.80)
8	16	Mystic Max	3:19.65	0:35.60	52.8 (400-200)	3:19.65	2:58.84 [13]	2:44.05 [13]	2:29.14 [13]	2:14.58 [13]	1:59.44 [13]	1:44.16 [13]	1:29.28 [13]
	(1)	Mark Purdon	5.4L (+10)	0:43.34	200-0 (0:14.12)	(0:20.81)	(0:14.79)	(0:14.91)	(0:14.56)	(0:15.14)	(0:15.28)	(0:14.88)	(0:15.54)
9	10	One El	3:20.26	0:33.65	51.7 (2400-2200)	3:20.26	3:01.19 [10]	2:46.61 [10]	2:31.49 [10]	2:16.91 [9]	2:01.40 [9]	1:46.07 [10]	1:30.83 [10]
	(1)	J F Curtin	8.7L (-5)	0:44.30	200-0 (0:14.52)	(0:19.07)	(0:14.58)	(0:15.12)	(0:14.58)	(0:15.51)	(0:15.33)	(0:15.24)	(0:15.84)
10	15	Gold Bullion	3:20.29	0:34.50	52.8 (2600 - 2400)	3:20.29	3:01.28 [12]	2:45.79 [12]	2:30.83 [12]	2:16.50 [12]	2:00.55 [12]	1:45.20 [12]	1:30.26 [12]
	(1)	R J Butt	8.9L (+22)	0:44.06	2000-1800 (0:14.33)	(0:19.01)	(0:15.49)	(0:14.96)	(0:14.33)	(0:15.95)	(0:15.35)	(0:14.94)	(0:15.69)

[ ] Position in running at each section and finish  
 TAB# Saddle cloth number  
 -:-:- No data available at this section  
 BAR# Barrier/Gate Position  
 NA No data available  
 DNF Did not finish  
 DNT Did not track  
 DT-W Distance travelled compared to winner in metres

Fastest split  
 Fastest section



NZ Metropolitan Trotting Club Inc Harness  
 Race 7: ALDEBARAN ZEUS STANDING & ALDEBARAN PARK HCP TROT - 2600m  
 14 November 2025 - 5:31PM



Weather: Raining

Field Times (Race Tempo) 3:18.69 (0:16.70) 3:01.99 (0:14.78) 2:47.21 (0:15.19) 2:32.02 (0:14.55) 2:17.47 (0:15.69) 2:01.78 (0:15.57) 1:46.21 (0:15.33) 1:30.88 (0:15.76)

Rank	TAB#	Horse	Overall Time	First 400m	Top Speed km/h (Section)	L2600	L2400	L2200	L2000	L1800	L1600	L1400	L1200
	(BAR#)	Driver	Margin (DT-W)	Last 600m	Fastest Section (Time)	Start - 2400	2400 - 2200	2200 - 2000	2000 - 1800	1800 - 1600	1600 - 1400	1400 - 1200	1200 - 1000
11	11	Domination's Call	3:20.35	0:34.04	51.0 (2600 - 2400)	3:20.35	3:01.38 [11]	2:46.31 [11]	2:31.40 [11]	2:16.91 [11]	2:00.99 [11]	1:45.63 [11]	1:30.67 [11]
	(2)	Brad Williamson	9.2L (+13)	0:44.42	2000-1800 (0:14.49)	(0:18.97)	(0:15.07)	(0:14.91)	(0:14.49)	(0:15.92)	(0:15.36)	(0:14.96)	(0:15.68)
12	3	Moses	3:20.40	0:32.73	51.1 (2600 - 2400)	3:20.40	3:02.57 [6]	2:47.67 [5]	2:32.48 [5]	2:17.86 [6]	2:02.00 [6]	1:46.62 [5]	1:31.68 [5]
	(3)	G D O'Reilly	9.5L (+12)	0:45.42	2000-1800 (0:14.62)	(0:17.83)	(0:14.90)	(0:15.19)	(0:14.62)	(0:15.86)	(0:15.38)	(0:14.94)	(0:15.69)
13	13	Franco Josiah	3:20.44	0:33.09	54.6 (2600 - 2400)	3:20.44	3:02.10 [8]	2:47.35 [8]	2:32.03 [8]	2:17.51 [7]	2:01.89 [7]	1:46.59 [8]	1:31.36 [8]
	(U1)	J C Morrison	9.8L (-7)	0:44.82	2000-1800 (0:14.52)	(0:18.34)	(0:14.75)	(0:15.32)	(0:14.52)	(0:15.62)	(0:15.30)	(0:15.23)	(0:15.84)
14	12	Dreams Pat	3:24.92	0:38.76	50.8 (1400-1200)	3:24.92	3:05.29 [14]	2:46.16 [14]	2:31.19 [14]	2:16.39 [14]	2:01.16 [14]	1:46.47 [14]	1:32.07 [14]
	(3)	R D Holmes	34.6L (+7)	0:45.86	1400-1200 (0:14.40)	(0:19.63)	(0:19.13)	(0:14.97)	(0:14.80)	(0:15.23)	(0:14.69)	(0:14.40)	(0:14.92)
15	14	Courmayeur	3:25.08	0:40.06	50.8 (1400-1200)	3:25.08	3:00.29 [15]	2:45.02 [15]	2:30.38 [15]	2:15.87 [15]	2:00.89 [15]	1:46.08 [15]	1:31.76 [15]
	(U2)	C J Hackett	35.5L (-3)	0:47.37	1400-1200 (0:14.32)	(0:24.79)	(0:15.27)	(0:14.64)	(0:14.51)	(0:14.98)	(0:14.81)	(0:14.32)	(0:14.94)
16	1	Muscle Sass	3:39.78	0:40.48	48.3 (2000-1800)	3:39.78	3:15.55 [16]	2:59.30 [16]	2:43.72 [16]	2:28.62 [16]	2:12.74 [16]	1:56.59 [16]	1:40.76 [16]
	(1)	S E O'Reilly	117.2L (-7)	0:50.49	2000-1800 (0:15.10)	(0:24.23)	(0:16.25)	(0:15.58)	(0:15.10)	(0:15.88)	(0:16.15)	(0:15.83)	(0:16.75)

[ ] Position in running at each section and finish  
 TAB# Saddle cloth number  
 -:-:- No data available at this section  
 BAR# Barrier/Gate Position  
 NA No data available  
 DNF Did not finish  
 DNT Did not track  
 DT-W Distance travelled compared to winner in metres

Fastest split  
 Fastest section



NZ Metropolitan Trotting Club Inc Harness  
 Race 7: ALDEBARAN ZEUS STANDING & ALDEBARAN PARK HCP TROT - 2600m  
 14 November 2025 - 5:31PM



Weather: Raining

Field Times (Race Tempo) 1:15.13 (0:15.66) 0:59.47 (0:15.15) 0:44.32 (0:15.01) 0:29.32 (0:14.91) 0:14.41 (0:14.41)

Rank	TAB#	Horse	Overall Time	First 400m	Top Speed km/h (Section)	L1000	L800	L600	L400	L200			
	(BAR#)	Driver	Margin (DT-W)	Last 600m	Fastest Section (Time)	1000 - 800	800 - 600	600 - 400	400 - 200	200 - Finish			
1	8	Rush	3:18.69	0:32.11	51.7 (2000-1800)	1:15.13 [1]	0:59.47 [1]	0:44.33 [1]	0:29.32 [1]	0:14.41 [1]			
	(8)	S J Ottley		0:44.33	2000-1800 (0:14.27)	(0:15.66)	(0:15.14)	(0:15.01)	(0:14.91)	(0:14.41)			
2	6	Paige	3:18.70	0:33.06	52.3 (400-200)	1:13.99 [7]	0:58.28 [6]	0:43.44 [6]	0:28.57 [2]	0:14.28 [2]			
	(6)	S J Tomlinson	0.1L (+18)	0:43.44	200-0 (0:14.28)	(0:15.71)	(0:14.84)	(0:14.87)	(0:14.29)	(0:14.28)			
3	9	Freya	3:18.91	0:33.50	52.1 (200-0)	1:13.90 [9]	0:58.18 [8]	0:43.36 [8]	0:28.45 [5]	0:14.06 [3]			
	(U1)	B T Hope	1.3L (+20)	0:43.36	200-0 (0:14.06)	(0:15.72)	(0:14.82)	(0:14.91)	(0:14.39)	(0:14.06)			
4	5	Master Class	3:19.02	0:31.48	52.5 (2400-2200)	1:15.16 [2]	0:59.48 [3]	0:44.35 [3]	0:29.35 [4]	0:14.44 [4]			
	(5)	K A Butt	1.8L (-8)	0:44.35	200-0 (0:14.44)	(0:15.68)	(0:15.13)	(0:15.00)	(0:14.91)	(0:14.44)			
5	7	Vertigo	3:19.18	0:31.81	50.7 (200-0)	1:15.02 [4]	0:59.34 [4]	0:44.22 [5]	0:29.20 [6]	0:14.31 [5]			
	(7)	L D McCormick	2.8L (-9)	0:44.22	200-0 (0:14.31)	(0:15.68)	(0:15.12)	(0:15.02)	(0:14.89)	(0:14.31)			
6	4	Brett's Mate	3:19.26	0:32.18	51.2 (2600 - 2400)	1:15.21 [3]	0:59.51 [2]	0:44.66 [2]	0:29.66 [3]	0:14.76 [6]			
	(4)	K G Cameron	3.2L (+8)	0:44.66	200-0 (0:14.76)	(0:15.70)	(0:14.85)	(0:15.00)	(0:14.90)	(0:14.76)			
7	2	Roydon Muscle	3:19.55	0:32.71	51.8 (2600 - 2400)	1:15.00 [6]	0:59.32 [7]	0:44.28 [7]	0:29.25 [8]	0:14.31 [7]			
	(2)	R T May	4.8L (-6)	0:44.28	200-0 (0:14.31)	(0:15.68)	(0:15.04)	(0:15.03)	(0:14.94)	(0:14.31)			
8	16	Mystic Max	3:19.65	0:35.60	52.8 (400-200)	1:13.74 [12]	0:58.35 [13]	0:43.34 [13]	0:28.57 [11]	0:14.12 [8]			
	(1)	Mark Purdon	5.4L (+10)	0:43.34	200-0 (0:14.12)	(0:15.39)	(0:15.01)	(0:14.77)	(0:14.45)	(0:14.12)			
9	10	One El	3:20.26	0:33.65	51.7 (2400-2200)	1:14.99 [10]	0:59.32 [11]	0:44.30 [12]	0:29.35 [13]	0:14.52 [9]			
	(1)	J F Curtin	8.7L (-5)	0:44.30	200-0 (0:14.52)	(0:15.67)	(0:15.02)	(0:14.95)	(0:14.83)	(0:14.52)			
10	15	Gold Bullion	3:20.29	0:34.50	52.8 (2600 - 2400)	1:14.57 [13]	0:58.82 [12]	0:44.06 [11]	0:29.53 [9]	0:14.96 [10]			
	(1)	R J Butt	8.9L (+22)	0:44.06	2000-1800 (0:14.33)	(0:15.75)	(0:14.76)	(0:14.53)	(0:14.57)	(0:14.96)			

- [ ] Position in running at each section and finish
- No data available at this section
- NA No data available
- DNT Did not track
- TAB# Saddle cloth number
- BAR# Barrier/Gate Position
- DNF Did not finish
- DT-W Distance travelled compared to winner in metres

- Fastest split
- Fastest section



NZ Metropolitan Trotting Club Inc Harness  
 Race 7: ALDEBARAN ZEUS STANDING & ALDEBARAN PARK HCP TROT - 2600m  
 14 November 2025 - 5:31PM



Weather: Raining

Field Times                      1:15.13    0:59.47    0:44.32    0:29.32    0:14.41  
 (Race Tempo)                    (0:15.66)   (0:15.15)   (0:15.01)   (0:14.91)   (0:14.41)

Rank	TAB#	Horse	Overall Time	First 400m	Top Speed km/h (Section)	L1000	L800	L600	L400	L200			
	(BAR#)	Driver	Margin (DT-W)	Last 600m	Fastest Section (Time)	1000 - 800	800 - 600	600 - 400	400 - 200	200 - Finish			
11	11	Domination's Call	3:20.35	0:34.04	51.0 (2600 - 2400)	1:14.99 [11]	0:59.20 [10]	0:44.42 [10]	0:29.60 [12]	0:14.78 [11]			
	(2)	Brad Williamson	9.2L (+13)	0:44.42	2000-1800 (0:14.49)	(0:15.79)	(0:14.78)	(0:14.82)	(0:14.82)	(0:14.78)			
12	3	Moses	3:20.40	0:32.73	51.1 (2600 - 2400)	1:15.99 [5]	1:00.27 [5]	0:45.42 [4]	0:30.43 [7]	0:15.37 [12]			
	(3)	G D O'Reilly	9.5L (+12)	0:45.42	2000-1800 (0:14.62)	(0:15.72)	(0:14.85)	(0:14.99)	(0:15.06)	(0:15.37)			
13	13	Franco Josiah	3:20.44	0:33.09	54.6 (2600 - 2400)	1:15.52 [8]	0:59.87 [9]	0:44.82 [9]	0:29.83 [10]	0:15.03 [13]			
	(U1)	J C Morrison	9.8L (-7)	0:44.82	2000-1800 (0:14.52)	(0:15.65)	(0:15.05)	(0:14.99)	(0:14.80)	(0:15.03)			
14	12	Dreams Pat	3:24.92	0:38.76	50.8 (1400-1200)	1:17.15 [14]	1:02.45 [15]	0:45.86 [15]	0:29.86 [15]	0:14.82 [14]			
	(3)	R D Holmes	34.6L (+7)	0:45.86	1400-1200 (0:14.40)	(0:14.70)	(0:16.59)	(0:16.00)	(0:15.04)	(0:14.82)			
15	14	Courmayeur	3:25.08	0:40.06	50.8 (1400-1200)	1:16.82 [15]	1:01.93 [14]	0:47.37 [14]	0:31.66 [14]	0:15.59 [15]			
	(U2)	C J Hackett	35.5L (-3)	0:47.37	1400-1200 (0:14.32)	(0:14.89)	(0:14.56)	(0:15.71)	(0:16.07)	(0:15.59)			
16	1	Muscle Sass	3:39.78	0:40.48	48.3 (2000-1800)	1:24.01 [16]	1:06.88 [16]	0:50.49 [16]	0:33.45 [16]	0:16.88 [16]			
	(1)	S E O'Reilly	117.2L (-7)	0:50.49	2000-1800 (0:15.10)	(0:17.13)	(0:16.39)	(0:17.04)	(0:16.57)	(0:16.88)			

- [ ] Position in running at each section and finish    TAB# Saddle cloth number
- :-:- No data available at this section                    BAR# Barrier/Gate Position
- NA No data available    DNF Did not finish
- DNT Did not track     DT-W Distance travelled compared to winner in metres

- Fastest split
- Fastest section

Horse/Jockey Name	Rush/S J Ottley
Finish Rank	1
Fastest Section Time (Section)	0:14.27 (2000-1800)
Top Speed [km/h] (Section)	51.7 (2000-1800)
Race State	Finished



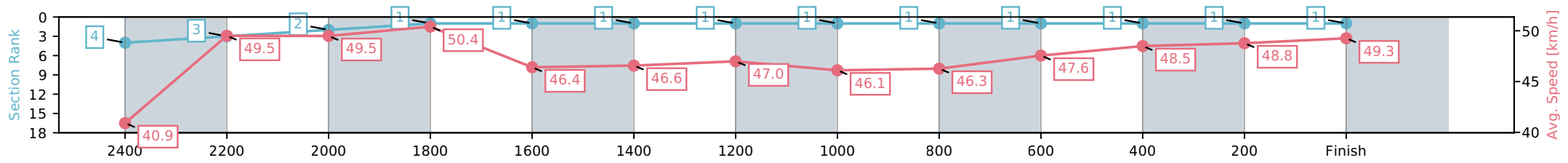
NZ Metropolitan Trotting Club Inc Harness  
 Race 7: ALDEBARAN ZEUS STANDING & ALDEBARAN PARK  
 HCP TROT - 2600m



14 November 2025 - 5:31PM

Weather: Raining

Section	L2600	L2400	L2200	L2000	L1800	L1600	L1400	L1200	L1000	L800	L600	L400	L200
Section Times	3:18.69 (0:17.20)	3:01.49 [3] (0:14.91)	2:46.58 [2] (0:14.83)	2:31.75 [1] (0:14.27)	2:17.48 [1] (0:15.69)	2:01.79 [1] (0:15.57)	1:46.22 [1] (0:15.33)	1:30.89 [1] (0:15.76)	1:15.13 [1] (0:15.66)	0:59.47 [1] (0:15.14)	0:44.33 [1] (0:15.01)	0:29.32 [1] (0:14.91)	0:14.41 [1] (0:14.41)
Average Speed [km/h]	40.9	49.5	49.5	50.4	46.4	46.6	47.0	46.1	46.3	47.6	48.5	48.8	49.3
Top Speed [km/h]	50.4	50.8	51.2	51.7	48.3	47.2	47.3	47.1	47.2	48.4	48.8	49.8	50.4
Avg. Dist. to Rail [m]	12.5	3.4	2.6	3.1	1.9	1.1	2.6	1.1	0.9	1.0	1.6	1.5	3.1



[ ] Ranking at each section and finish  
 -:-:- No data available at this section  
 NA No data available

Horse/Jockey Name	Paige/S J Tomlinson
Finish Rank	2
Fastest Section Time (Section)	0:14.28 (200-0)
Top Speed [km/h] (Section)	52.3 (400-200)
Race State	Finished



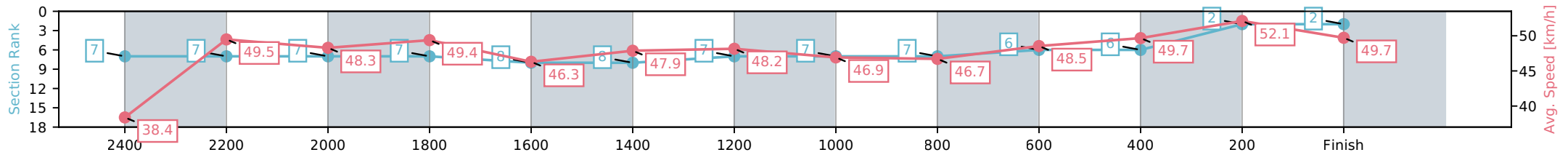
NZ Metropolitan Trotting Club Inc Harness  
 Race 7: ALDEBARAN ZEUS STANDING & ALDEBARAN PARK  
 HCP TROT - 2600m



14 November 2025 - 5:31PM

Weather: Raining

Section	L2600	L2400	L2200	L2000	L1800	L1600	L1400	L1200	L1000	L800	L600	L400	L200
Section Times	3:18.70 (0:18.16)	3:00.54 [7] (0:14.90)	2:45.64 [7] (0:15.20)	2:30.44 [7] (0:14.57)	2:15.87 [8] (0:15.87)	2:00.00 [8] (0:15.36)	1:44.64 [7] (0:14.95)	1:29.69 [7] (0:15.70)	1:13.99 [7] (0:15.71)	0:58.28 [6] (0:14.84)	0:43.44 [6] (0:14.87)	0:28.57 [2] (0:14.29)	0:14.28 [2] (0:14.28)
Average Speed [km/h]	38.4	49.5	48.3	49.4	46.3	47.9	48.2	46.9	46.7	48.5	49.7	52.1	49.7
Top Speed [km/h]	48.6	50.7	49.6	50.0	48.1	48.9	49.0	48.3	48.1	49.2	51.8	52.3	51.3
Avg. Dist. to Rail [m]	10.9	3.2	2.7	3.5	3.1	2.9	4.7	2.8	2.7	3.2	3.5	4.9	6.2



- [ ] Ranking at each section and finish
- :-:- No data available at this section
- NA No data available

Horse/Jockey Name	Freya/B T Hope
Finish Rank	3
Fastest Section Time (Section)	0:14.06 (200-0)
Top Speed [km/h] (Section)	52.1 (200-0)
Race State	Finished



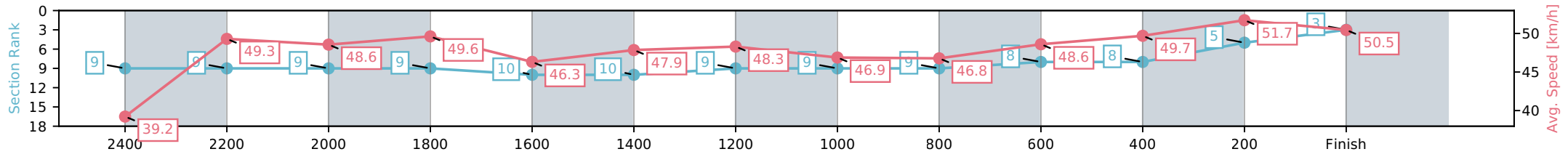
NZ Metropolitan Trotting Club Inc Harness  
 Race 7: ALDEBARAN ZEUS STANDING & ALDEBARAN PARK  
 HCP TROT - 2600m



14 November 2025 - 5:31PM

Weather: Raining

Section	L2600	L2400	L2200	L2000	L1800	L1600	L1400	L1200	L1000	L800	L600	L400	L200
Section Times	3:18.91 (0:18.52)	3:00.39 [9] (0:14.98)	2:45.41 [9] (0:15.12)	2:30.29 [9] (0:14.51)	2:15.78 [10] (0:15.87)	1:59.91 [10] (0:15.39)	1:44.52 [9] (0:14.91)	1:29.61 [9] (0:15.71)	1:13.90 [9] (0:15.72)	0:58.18 [8] (0:14.82)	0:43.36 [8] (0:14.91)	0:28.45 [5] (0:14.39)	0:14.06 [3] (0:14.06)
Average Speed [km/h]	39.2	49.3	48.6	49.6	46.3	47.9	48.3	46.9	46.8	48.6	49.7	51.7	50.5
Top Speed [km/h]	51.5	49.8	49.8	50.6	48.2	48.9	49.3	48.4	48.6	49.5	51.4	52.0	52.1
Avg. Dist. to Rail [m]	12.5	3.4	2.8	3.6	3.2	3.0	4.8	2.8	2.8	3.3	3.9	5.0	7.5



[ ] Ranking at each section and finish  
 -:-:- No data available at this section  
 NA No data available

Horse/Jockey Name	Master Class/K A Butt
Finish Rank	4
Fastest Section Time (Section)	0:14.44 (200-0)
Top Speed [km/h] (Section)	52.5 (2400-2200)
Race State	Finished



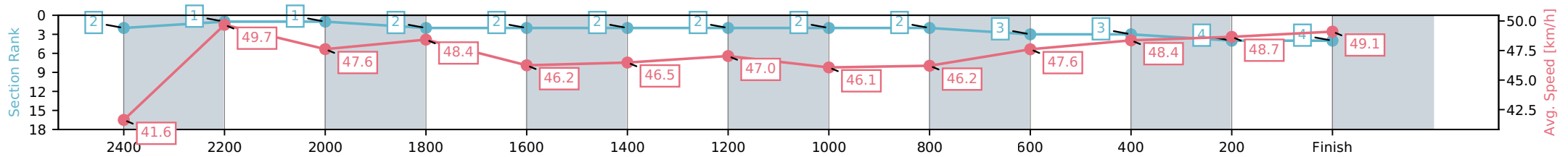
NZ Metropolitan Trotting Club Inc Harness  
 Race 7: ALDEBARAN ZEUS STANDING & ALDEBARAN PARK  
 HCP TROT - 2600m



14 November 2025 - 5:31PM

Weather: Raining

Section	L2600	L2400	L2200	L2000	L1800	L1600	L1400	L1200	L1000	L800	L600	L400	L200
Section Times	3:19.02 (0:16.81)	3:02.21 [1] (0:14.67)	2:47.54 [1] (0:15.18)	2:32.36 [2] (0:14.87)	2:17.49 [2] (0:15.69)	2:01.80 [2] (0:15.58)	1:46.22 [2] (0:15.31)	1:30.91 [2] (0:15.75)	1:15.16 [2] (0:15.68)	0:59.48 [3] (0:15.13)	0:44.35 [3] (0:15.00)	0:29.35 [4] (0:14.91)	0:14.44 [4] (0:14.44)
Average Speed [km/h]	41.6	49.7	47.6	48.4	46.2	46.5	47.0	46.1	46.2	47.6	48.4	48.7	49.1
Top Speed [km/h]	51.9	52.5	48.8	49.2	47.4	47.4	47.4	47.0	47.2	48.4	48.9	50.2	50.7
Avg. Dist. to Rail [m]	8.8	2.0	0.8	1.2	1.2	1.0	2.7	1.0	0.9	1.1	1.3	0.9	1.4



- [ ] Ranking at each section and finish
- :-:- No data available at this section
- NA No data available

Horse/Jockey Name	Vertigo/L D McCormick
Finish Rank	5
Fastest Section Time (Section)	0:14.31 (200-0)
Top Speed [km/h] (Section)	50.7 (200-0)
Race State	Finished



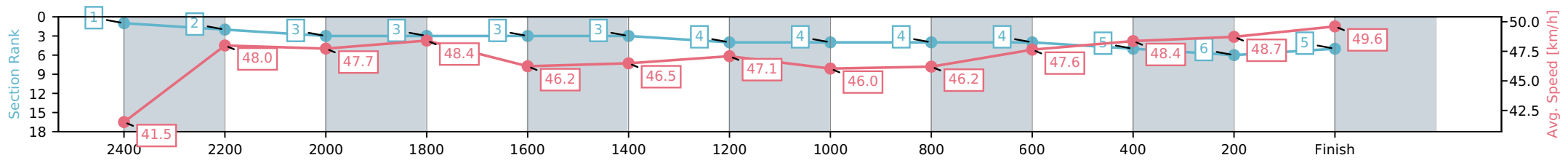
NZ Metropolitan Trotting Club Inc Harness  
 Race 7: ALDEBARAN ZEUS STANDING & ALDEBARAN PARK  
 HCP TROT - 2600m



14 November 2025 - 5:31PM

Weather: Raining

Section	L2600	L2400	L2200	L2000	L1800	L1600	L1400	L1200	L1000	L800	L600	L400	L200
Section Times	3:19.18 (0:16.69)	3:02.49 [2] (0:15.12)	2:47.37 [3] (0:15.16)	2:32.21 [3] (0:14.87)	2:17.34 [3] (0:15.70)	2:01.64 [3] (0:15.58)	1:46.06 [4] (0:15.29)	1:30.77 [4] (0:15.75)	1:15.02 [4] (0:15.68)	0:59.34 [4] (0:15.12)	0:44.22 [5] (0:15.02)	0:29.20 [6] (0:14.89)	0:14.31 [5] (0:14.31)
Average Speed [km/h]	41.5	48.0	47.7	48.4	46.2	46.5	47.1	46.0	46.2	47.6	48.4	48.7	49.6
Top Speed [km/h]	49.7	49.4	49.0	49.2	47.7	47.7	47.7	47.2	47.3	48.6	48.9	50.4	50.7
Avg. Dist. to Rail [m]	8.8	1.3	0.8	1.4	1.2	1.0	2.8	0.9	0.9	1.3	1.4	1.2	3.2



[ ] Ranking at each section and finish  
 -:-:- No data available at this section  
 NA No data available

Horse/Jockey Name	Brett's Mate/K G Cameron
Finish Rank	6
Fastest Section Time (Section)	0:14.76 (200-0)
Top Speed [km/h] (Section)	51.2 (2600 - 2400)
Race State	Finished



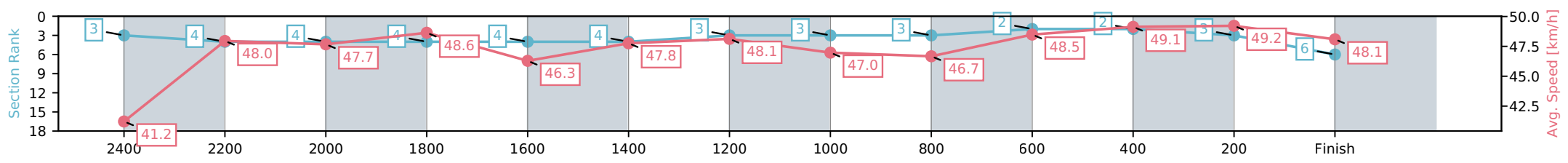
NZ Metropolitan Trotting Club Inc Harness  
 Race 7: ALDEBARAN ZEUS STANDING & ALDEBARAN PARK  
 HCP TROT - 2600m



14 November 2025 - 5:31PM

Weather: Raining

Section	L2600	L2400	L2200	L2000	L1800	L1600	L1400	L1200	L1000	L800	L600	L400	L200
Section Times	3:19.26 (0:17.01)	3:02.25 [4] (0:15.17)	2:47.08 [4] (0:15.20)	2:31.88 [4] (0:14.80)	2:17.08 [4] (0:15.83)	2:01.25 [4] (0:15.42)	1:45.83 [3] (0:14.96)	1:30.87 [3] (0:15.66)	1:15.21 [3] (0:15.70)	0:59.51 [2] (0:14.85)	0:44.66 [2] (0:15.00)	0:29.66 [3] (0:14.90)	0:14.76 [6] (0:14.76)
Average Speed [km/h]	41.2	48.0	47.7	48.6	46.3	47.8	48.1	47.0	46.7	48.5	49.1	49.2	48.1
Top Speed [km/h]	51.2	49.7	49.3	49.7	47.7	48.4	48.8	48.1	47.5	49.1	49.6	49.6	49.5
Avg. Dist. to Rail [m]	5.6	1.5	1.0	1.6	2.6	3.1	4.8	2.6	2.5	3.0	3.3	2.9	5.0



- [ ] Ranking at each section and finish
- :-:- No data available at this section
- NA No data available

Horse/Jockey Name	Roydon Muscle/R T May
Finish Rank	7
Fastest Section Time (Section)	0:14.31 (200-0)
Top Speed [km/h] (Section)	51.8 (2600 - 2400)
Race State	Finished



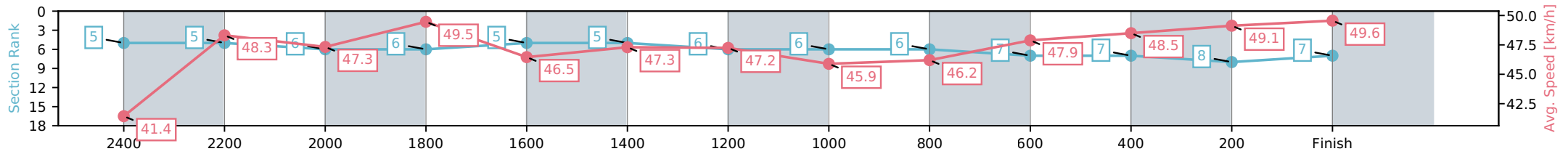
NZ Metropolitan Trotting Club Inc Harness  
 Race 7: ALDEBARAN ZEUS STANDING & ALDEBARAN PARK  
 HCP TROT - 2600m



14 November 2025 - 5:31PM

Weather: Raining

Section	L2600	L2400	L2200	L2000	L1800	L1600	L1400	L1200	L1000	L800	L600	L400	L200
Section Times	3:19.55 (0:17.72)	3:01.83 [5] (0:14.99)	2:46.84 [6] (0:15.32)	2:31.52 [6] (0:14.56)	2:16.96 [5] (0:15.61)	2:01.35 [5] (0:15.31)	1:46.04 [6] (0:15.24)	1:30.80 [6] (0:15.80)	1:15.00 [6] (0:15.68)	0:59.32 [7] (0:15.04)	0:44.28 [7] (0:15.03)	0:29.25 [8] (0:14.94)	0:14.31 [7] (0:14.31)
Average Speed [km/h]	41.4	48.3	47.3	49.5	46.5	47.3	47.2	45.9	46.2	47.9	48.5	49.1	49.6
Top Speed [km/h]	51.8	51.0	49.1	50.3	48.3	48.1	48.0	47.7	47.9	48.6	49.3	50.6	51.2
Avg. Dist. to Rail [m]	3.0	0.9	1.2	1.7	1.2	1.0	2.6	0.9	0.9	1.4	1.7	3.4	8.2



- [ ] Ranking at each section and finish
- :-:- No data available at this section
- NA No data available

Horse/Jockey Name	Mystic Max/Mark Purdon
Finish Rank	8
Fastest Section Time (Section)	0:14.12 (200-0)
Top Speed [km/h] (Section)	52.8 (400-200)
Race State	Finished



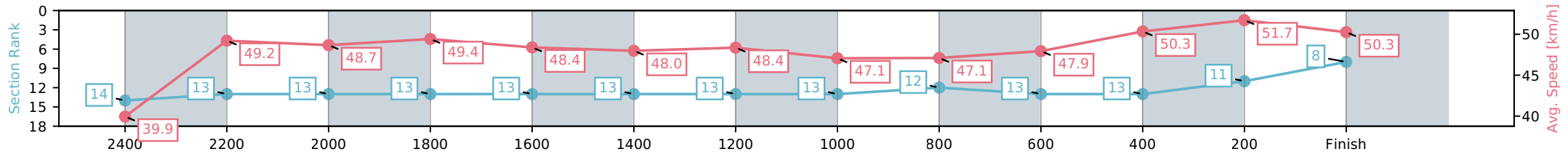
NZ Metropolitan Trotting Club Inc Harness  
 Race 7: ALDEBARAN ZEUS STANDING & ALDEBARAN PARK  
 HCP TROT - 2600m



14 November 2025 - 5:31PM

Weather: Raining

Section	L2600	L2400	L2200	L2000	L1800	L1600	L1400	L1200	L1000	L800	L600	L400	L200
Section Times	3:19.65 (0:20.81)	2:58.84 [13] (0:14.79)	2:44.05 [13] (0:14.91)	2:29.14 [13] (0:14.56)	2:14.58 [13] (0:15.14)	1:59.44 [13] (0:15.28)	1:44.16 [13] (0:14.88)	1:29.28 [13] (0:15.54)	1:13.74 [12] (0:15.39)	0:58.35 [13] (0:15.01)	0:43.34 [13] (0:14.77)	0:28.57 [11] (0:14.45)	0:14.12 [8] (0:14.12)
Average Speed [km/h]	39.9	49.2	48.7	49.4	48.4	48.0	48.4	47.1	47.1	47.9	50.3	51.7	50.3
Top Speed [km/h]	50.3	50.7	49.6	49.9	49.6	48.9	48.9	48.6	49.0	48.6	51.3	52.8	52.3
Avg. Dist. to Rail [m]	7.7	1.8	1.5	3.0	2.9	2.4	5.1	2.0	1.2	2.2	4.2	5.9	11.9



[ ] Ranking at each section and finish  
 -:-:- No data available at this section  
 NA No data available

Horse/Jockey Name	One El/J F Curtin
Finish Rank	9
Fastest Section Time (Section)	0:14.52 (200-0)
Top Speed [km/h] (Section)	51.7 (2400-2200)
Race State	Finished



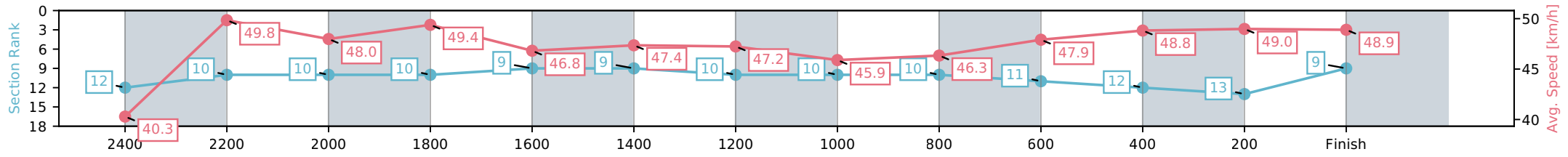
NZ Metropolitan Trotting Club Inc Harness  
 Race 7: ALDEBARAN ZEUS STANDING & ALDEBARAN PARK  
 HCP TROT - 2600m



14 November 2025 - 5:31PM

Weather: Raining

Section	L2600	L2400	L2200	L2000	L1800	L1600	L1400	L1200	L1000	L800	L600	L400	L200
Section Times	3:20.26 (0:19.07)	3:01.19 [10] (0:14.58)	2:46.61 [10] (0:15.12)	2:31.49 [10] (0:14.58)	2:16.91 [9] (0:15.51)	2:01.40 [9] (0:15.33)	1:46.07 [10] (0:15.24)	1:30.83 [10] (0:15.84)	1:14.99 [10] (0:15.67)	0:59.32 [11] (0:15.02)	0:44.30 [12] (0:14.95)	0:29.35 [13] (0:14.83)	0:14.52 [9] (0:14.52)
Average Speed [km/h]	40.3	49.8	48.0	49.4	46.8	47.4	47.2	45.9	46.3	47.9	48.8	49.0	48.9
Top Speed [km/h]	51.6	51.7	49.6	50.3	48.5	48.3	48.0	47.9	48.1	48.5	49.1	50.1	50.1
Avg. Dist. to Rail [m]	3.7	1.4	1.3	1.9	1.5	1.3	2.9	1.2	1.1	1.7	1.9	1.5	1.8



[ ] Ranking at each section and finish  
 -:-:- No data available at this section  
 NA No data available

Horse/Jockey Name	Gold Bullion/R J Butt
Finish Rank	10
Fastest Section Time (Section)	0:14.33 (2000-1800)
Top Speed [km/h] (Section)	52.8 (2600 - 2400)
Race State	Finished



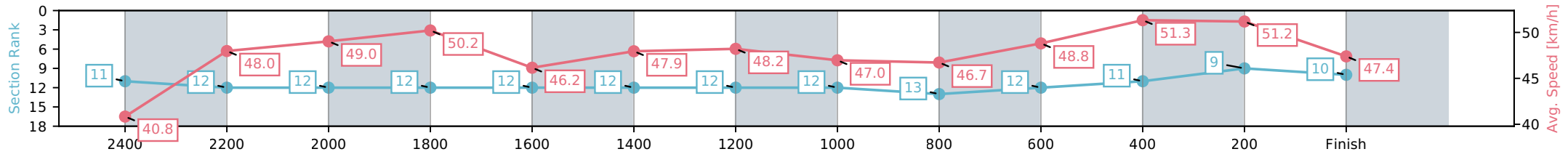
NZ Metropolitan Trotting Club Inc Harness  
 Race 7: ALDEBARAN ZEUS STANDING & ALDEBARAN PARK  
 HCP TROT - 2600m



14 November 2025 - 5:31PM

Weather: Raining

Section	L2600	L2400	L2200	L2000	L1800	L1600	L1400	L1200	L1000	L800	L600	L400	L200
Section Times	3:20.29 (0:19.01)	3:01.28 [12] (0:15.49)	2:45.79 [12] (0:14.96)	2:30.83 [12] (0:14.33)	2:16.50 [12] (0:15.95)	2:00.55 [12] (0:15.35)	1:45.20 [12] (0:14.94)	1:30.26 [12] (0:15.69)	1:14.57 [13] (0:15.75)	0:58.82 [12] (0:14.76)	0:44.06 [11] (0:14.53)	0:29.53 [9] (0:14.57)	0:14.96 [10] (0:14.96)
Average Speed [km/h]	40.8	48.0	49.0	50.2	46.2	47.9	48.2	47.0	46.7	48.8	51.3	51.2	47.4
Top Speed [km/h]	52.8	50.3	49.9	51.1	49.2	48.9	49.0	48.3	48.6	49.8	52.6	51.5	50.1
Avg. Dist. to Rail [m]	9.4	4.1	2.7	3.8	3.4	3.0	4.9	2.9	3.0	3.9	5.0	5.4	9.0



[ ] Ranking at each section and finish  
 -:-:- No data available at this section  
 NA No data available

Horse/Jockey Name	Domination's Call/Brad Williamson
Finish Rank	11
Fastest Section Time (Section)	0:14.49 (2000-1800)
Top Speed [km/h] (Section)	51.0 (2600 - 2400)
Race State	Finished



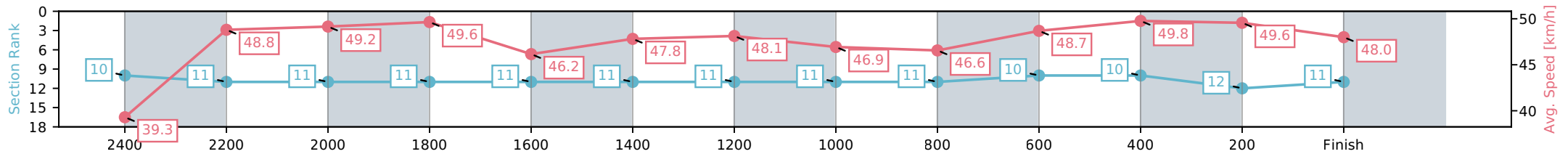
NZ Metropolitan Trotting Club Inc Harness  
 Race 7: ALDEBARAN ZEUS STANDING & ALDEBARAN PARK  
 HCP TROT - 2600m



14 November 2025 - 5:31PM

Weather: Raining

Section	L2600	L2400	L2200	L2000	L1800	L1600	L1400	L1200	L1000	L800	L600	L400	L200
Section Times	3:20.35 (0:18.97)	3:01.38 [11] (0:15.07)	2:46.31 [11] (0:14.91)	2:31.40 [11] (0:14.49)	2:16.91 [11] (0:15.92)	2:00.99 [11] (0:15.36)	1:45.63 [11] (0:14.96)	1:30.67 [11] (0:15.68)	1:14.99 [11] (0:15.79)	0:59.20 [10] (0:14.78)	0:44.42 [10] (0:14.82)	0:29.60 [12] (0:14.82)	0:14.78 [11] (0:14.78)
Average Speed [km/h]	39.3	48.8	49.2	49.6	46.2	47.8	48.1	46.9	46.6	48.7	49.8	49.6	48.0
Top Speed [km/h]	51.0	51.0	50.5	50.4	48.5	48.9	49.0	48.3	48.2	49.3	50.7	50.7	49.7
Avg. Dist. to Rail [m]	5.7	2.8	2.6	4.0	3.1	2.8	4.9	2.7	2.9	3.6	3.4	3.1	6.4



- [ ] Ranking at each section and finish
- :-:- No data available at this section
- NA No data available

Horse/Jockey Name	Moses/G D O'Reilly
Finish Rank	12
Fastest Section Time (Section)	0:14.62 (2000-1800)
Top Speed [km/h] (Section)	51.1 (2600 - 2400)
Race State	Finished



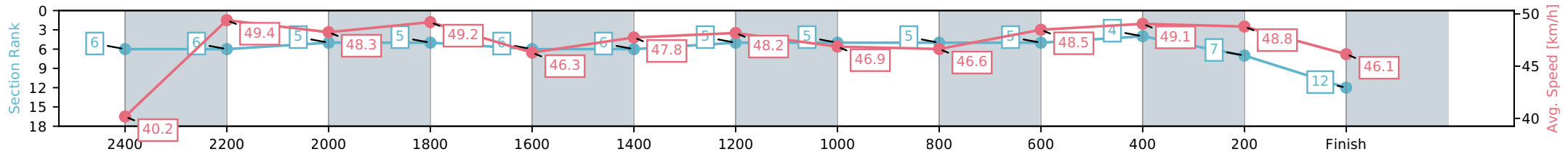
NZ Metropolitan Trotting Club Inc Harness  
 Race 7: ALDEBARAN ZEUS STANDING & ALDEBARAN PARK  
 HCP TROT - 2600m



14 November 2025 - 5:31PM

Weather: Raining

Section	L2600	L2400	L2200	L2000	L1800	L1600	L1400	L1200	L1000	L800	L600	L400	L200
Section Times	3:20.40 (0:17.83)	3:02.57 [6] (0:14.90)	2:47.67 [5] (0:15.19)	2:32.48 [5] (0:14.62)	2:17.86 [6] (0:15.86)	2:02.00 [6] (0:15.38)	1:46.62 [5] (0:14.94)	1:31.68 [5] (0:15.69)	1:15.99 [5] (0:15.72)	1:00.27 [5] (0:14.85)	0:45.42 [4] (0:14.99)	0:30.43 [7] (0:15.06)	0:15.37 [12] (0:15.37)
Average Speed [km/h]	40.2	49.4	48.3	49.2	46.3	47.8	48.2	46.9	46.6	48.5	49.1	48.8	46.1
Top Speed [km/h]	51.1	51.1	49.3	49.8	48.2	48.4	48.9	48.2	48.0	49.0	49.4	49.2	48.0
Avg. Dist. to Rail [m]	5.6	2.9	2.6	3.3	2.9	2.7	4.6	2.6	2.5	2.9	3.0	3.2	5.3



[ ] Ranking at each section and finish  
 -:-:- No data available at this section  
 NA No data available

Horse/Jockey Name	Franco Josiah/J C Morrison
Finish Rank	13
Fastest Section Time (Section)	0:14.52 (2000-1800)
Top Speed [km/h] (Section)	54.6 (2600 - 2400)
Race State	Finished



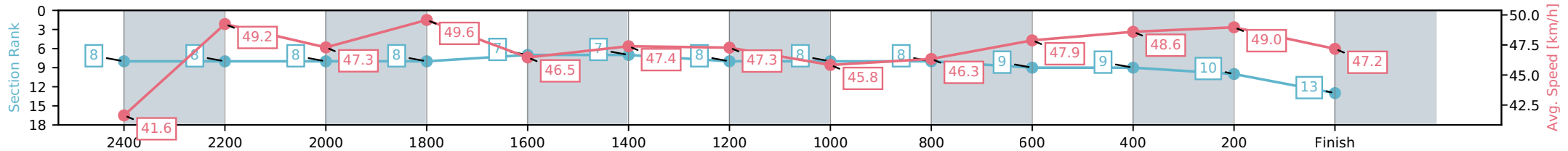
NZ Metropolitan Trotting Club Inc Harness  
 Race 7: ALDEBARAN ZEUS STANDING & ALDEBARAN PARK  
 HCP TROT - 2600m



14 November 2025 - 5:31PM

Weather: Raining

Section	L2600	L2400	L2200	L2000	L1800	L1600	L1400	L1200	L1000	L800	L600	L400	L200
Section Times	3:20.44 (0:18.34)	3:02.10 [8] (0:14.75)	2:47.35 [8] (0:15.32)	2:32.03 [8] (0:14.52)	2:17.51 [7] (0:15.62)	2:01.89 [7] (0:15.30)	1:46.59 [8] (0:15.23)	1:31.36 [8] (0:15.84)	1:15.52 [8] (0:15.65)	0:59.87 [9] (0:15.05)	0:44.82 [9] (0:14.99)	0:29.83 [10] (0:14.80)	0:15.03 [13] (0:15.03)
Average Speed [km/h]	41.6	49.2	47.3	49.6	46.5	47.4	47.3	45.8	46.3	47.9	48.6	49.0	47.2
Top Speed [km/h]	54.6	53.5	48.9	50.4	48.3	48.4	48.1	48.2	48.3	48.4	49.0	50.1	49.0
Avg. Dist. to Rail [m]	10.2	1.3	1.1	1.8	1.4	1.1	2.9	1.0	1.1	1.6	1.8	1.2	3.5



- [ ] Ranking at each section and finish
- :-:- No data available at this section
- NA No data available

Horse/Jockey Name	Dreams Pat/R D Holmes
Finish Rank	14
Fastest Section Time (Section)	0:14.40 (1400-1200)
Top Speed [km/h] (Section)	50.8 (1400-1200)
Race State	Finished



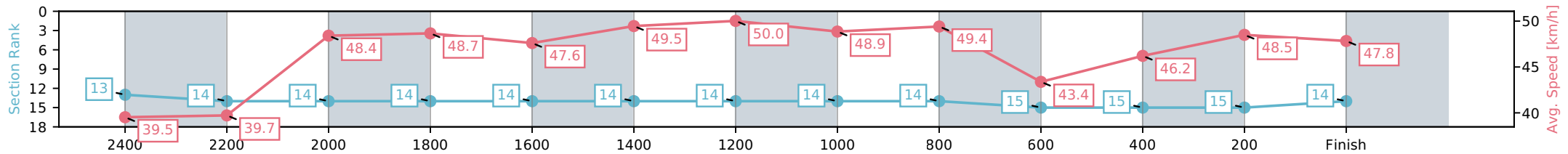
NZ Metropolitan Trotting Club Inc Harness  
 Race 7: ALDEBARAN ZEUS STANDING & ALDEBARAN PARK  
 HCP TROT - 2600m



14 November 2025 - 5:31PM

Weather: Raining

Section	L2600	L2400	L2200	L2000	L1800	L1600	L1400	L1200	L1000	L800	L600	L400	L200
Section Times	3:24.92 (0:19.63)	3:05.29 [14] (0:19.13)	2:46.16 [14] (0:14.97)	2:31.19 [14] (0:14.80)	2:16.39 [14] (0:15.23)	2:01.16 [14] (0:14.69)	1:46.47 [14] (0:14.40)	1:32.07 [14] (0:14.92)	1:17.15 [14] (0:14.70)	1:02.45 [15] (0:16.59)	0:45.86 [15] (0:16.00)	0:29.86 [15] (0:15.04)	0:14.82 [14] (0:14.82)
Average Speed [km/h]	39.5	39.7	48.4	48.7	47.6	49.5	50.0	48.9	49.4	43.4	46.2	48.5	47.8
Top Speed [km/h]	49.0	48.2	49.6	48.9	48.3	50.3	50.8	49.8	50.7	49.7	49.3	49.1	49.2
Avg. Dist. to Rail [m]	7.4	7.2	1.4	2.8	1.5	1.4	4.0	1.7	1.7	6.9	5.1	2.4	7.0



- [ ] Ranking at each section and finish
- :-:- No data available at this section
- NA No data available

Horse/Jockey Name	Courmayeur/C J Hackett
Finish Rank	15
Fastest Section Time (Section)	0:14.32 (1400-1200)
Top Speed [km/h] (Section)	50.8 (1400-1200)
Race State	Finished



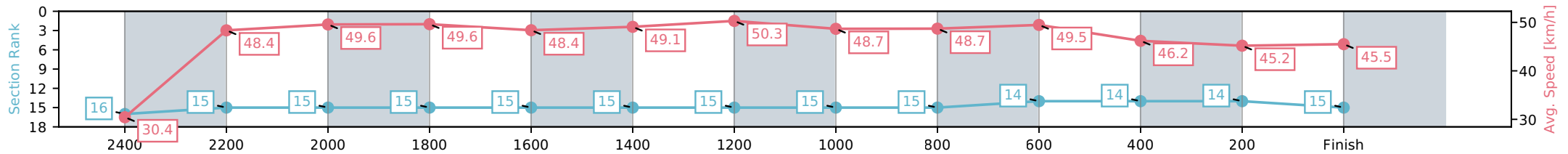
NZ Metropolitan Trotting Club Inc Harness  
 Race 7: ALDEBARAN ZEUS STANDING & ALDEBARAN PARK  
 HCP TROT - 2600m



14 November 2025 - 5:31PM

Weather: Raining

Section	L2600	L2400	L2200	L2000	L1800	L1600	L1400	L1200	L1000	L800	L600	L400	L200
Section Times	3:25.08 (0:24.79)	3:00.29 [15] (0:15.27)	2:45.02 [15] (0:14.64)	2:30.38 [15] (0:14.51)	2:15.87 [15] (0:14.98)	2:00.89 [15] (0:14.81)	1:46.08 [15] (0:14.32)	1:31.76 [15] (0:14.94)	1:16.82 [15] (0:14.89)	1:01.93 [14] (0:14.56)	0:47.37 [14] (0:15.71)	0:31.66 [14] (0:16.07)	0:15.59 [15] (0:15.59)
Average Speed [km/h]	30.4	48.4	49.6	49.6	48.4	49.1	50.3	48.7	48.7	49.5	46.2	45.2	45.5
Top Speed [km/h]	48.1	50.0	50.5	50.0	49.6	50.3	50.8	50.2	49.7	49.9	48.5	45.7	46.1
Avg. Dist. to Rail [m]	13.3	3.1	1.4	2.0	1.2	1.4	2.9	1.2	1.3	1.8	1.3	1.5	3.9



- [ ] Ranking at each section and finish
- :-:- No data available at this section
- NA No data available

Horse/Jockey Name	Muscle Sass/S E O'Reilly
Finish Rank	16
Fastest Section Time (Section)	0:15.10 (2000-1800)
Top Speed [km/h] (Section)	48.3 (2000-1800)
Race State	Finished



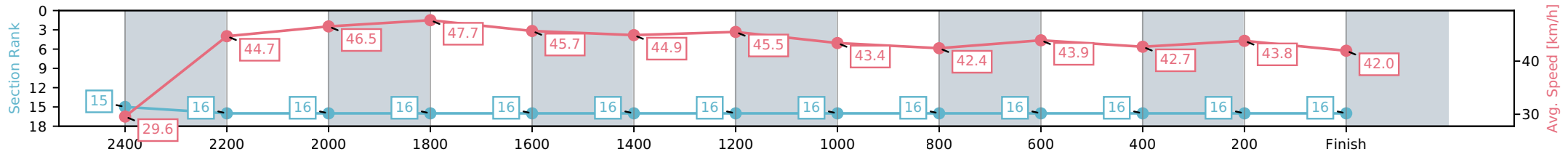
NZ Metropolitan Trotting Club Inc Harness  
 Race 7: ALDEBARAN ZEUS STANDING & ALDEBARAN PARK  
 HCP TROT - 2600m



14 November 2025 - 5:31PM

Weather: Raining

Section	L2600	L2400	L2200	L2000	L1800	L1600	L1400	L1200	L1000	L800	L600	L400	L200
Section Times	3:39.78 (0:24.23)	3:15.55 [16] (0:16.25)	2:59.30 [16] (0:15.58)	2:43.72 [16] (0:15.10)	2:28.62 [16] (0:15.88)	2:12.74 [16] (0:16.15)	1:56.59 [16] (0:15.83)	1:40.76 [16] (0:16.75)	1:24.01 [16] (0:17.13)	1:06.88 [16] (0:16.39)	0:50.49 [16] (0:17.04)	0:33.45 [16] (0:16.57)	0:16.88 [16] (0:16.88)
Average Speed [km/h]	29.6	44.7	46.5	47.7	45.7	44.9	45.5	43.4	42.4	43.9	42.7	43.8	42.0
Top Speed [km/h]	42.9	46.5	48.0	48.3	47.0	46.1	46.5	44.5	43.9	44.2	43.3	44.7	44.6
Avg. Dist. to Rail [m]	1.3	1.2	1.1	1.7	1.4	1.1	3.1	1.3	1.4	2.0	1.8	1.4	3.7



[ ] Ranking at each section and finish  
 -:-:- No data available at this section  
 NA No data available



# NZ Metropolitan Trotting Club Inc Harness

Race 8: BOB McARDLE SIRE'S STAKES SOUTHERN MARES' CLASSIC (MOB PACE) (Listed) - 1980m

14 November 2025 - 6:02PM



Weather: Raining

Field Times	2:20.92	2:09.62	1:55.79	1:41.59	1:26.90	1:11.50	0:56.50	0:42.50
(Race Tempo)	(0:11.30)	(0:13.83)	(0:14.20)	(0:14.69)	(0:15.40)	(0:15.00)	(0:14.00)	(0:14.33)

Rank	TAB#	Horse	Overall Time	First 400m	Top Speed km/h (Section)	L1980	L1800	L1600	L1400	L1200	L1000	L800	L600
	(BAR#)	Driver	Margin (DT-W)	Last 600m	Fastest Section (Time)	Start - 1800	1800 - 1600	1600 - 1400	1400 - 1200	1200 - 1000	1000 - 800	800 - 600	600 - 400
1	12	Esmeralda	2:20.92	0:27.28	55.2 (1980 - 1800)	2:20.92	2:08.92 [4]	1:55.07 [4]	1:40.88 [1]	1:26.90 [1]	1:11.51 [1]	0:56.51 [1]	0:42.51 [1]
	(12)	G D O'Reilly		0:42.51	1980 - 1800 (0:12.00)	(0:12.00)	(0:13.85)	(0:14.19)	(0:13.98)	(0:15.39)	(0:15.00)	(0:14.00)	(0:14.34)
2	11	Amaretto Franco	2:21.70	0:27.67	53.7 (1980 - 1800)	2:21.70	2:09.36 [8]	1:55.43 [7]	1:41.31 [6]	1:26.91 [7]	1:11.42 [8]	0:56.35 [6]	0:42.61 [7]
	(11)	Craig D Thornley	4.3L (+18)	0:42.61	1980 - 1800 (0:12.34)	(0:12.34)	(0:13.93)	(0:14.12)	(0:14.40)	(0:15.49)	(0:15.07)	(0:13.74)	(0:14.80)
3	9	Ruby Roe	2:22.03	0:28.17	53.8 (1980 - 1800)	2:22.03	2:09.78 [10]	1:55.35 [11]	1:41.09 [7]	1:26.99 [6]	1:11.95 [2]	0:57.52 [2]	0:43.52 [2]
	(9)	N P Williamson	6.1L (+22)	0:43.52	1980 - 1800 (0:12.25)	(0:12.25)	(0:14.43)	(0:14.26)	(0:14.10)	(0:15.04)	(0:14.43)	(0:14.00)	(0:14.48)
4	13	Akatea	2:22.12	0:26.73	56.9 (1980 - 1800)	2:22.12	2:10.51 [2]	1:56.77 [1]	1:42.79 [2]	1:27.76 [2]	1:12.39 [3]	0:57.41 [3]	0:43.38 [3]
	(13)	T M Williams	6.7L (+1)	0:43.38	1980 - 1800 (0:11.61)	(0:11.61)	(0:13.74)	(0:13.98)	(0:15.03)	(0:15.37)	(0:14.98)	(0:14.03)	(0:14.37)
5	10	Dynasty	2:22.57	0:28.10	54.2 (1980 - 1800)	2:22.57	2:09.92 [12]	1:55.87 [10]	1:41.82 [9]	1:27.46 [10]	1:11.95 [10]	0:56.92 [9]	0:43.16 [10]
	(10)	R J Butt	9.2L (+18)	0:43.16	1980 - 1800 (0:12.65)	(0:12.65)	(0:14.05)	(0:14.05)	(0:14.36)	(0:15.51)	(0:15.03)	(0:13.76)	(0:14.77)
6	3	Insarchatwist	2:23.06	0:27.33	55.9 (1980 - 1800)	2:23.06	2:11.36 [5]	1:57.15 [5]	1:42.84 [11]	1:27.64 [11]	1:12.32 [11]	0:57.27 [11]	0:43.21 [11]
	(3)	K L Green	11.9L (-6)	0:43.21	1980 - 1800 (0:11.70)	(0:11.70)	(0:14.21)	(0:14.31)	(0:15.20)	(0:15.32)	(0:15.05)	(0:14.06)	(0:14.62)
7	7	Dance Till Dawn	2:23.47	0:27.89	53.6 (1980 - 1800)	2:23.47	2:11.40 [9]	1:57.05 [9]	1:42.88 [5]	1:28.74 [3]	1:13.70 [4]	0:58.69 [5]	0:44.57 [4]
	(7)	John R Dunn	14.1L (+16)	0:44.57	1980 - 1800 (0:12.07)	(0:12.07)	(0:14.35)	(0:14.17)	(0:14.14)	(0:15.04)	(0:15.01)	(0:14.12)	(0:14.68)
8	4	Milou	2:23.49	0:26.86	57.2 (1980 - 1800)	2:23.49	2:12.16 [3]	1:58.05 [3]	1:43.58 [8]	1:28.45 [8]	1:13.15 [9]	0:58.12 [10]	0:44.06 [9]
	(4)	R D Close	14.3L (-6)	0:44.06	1980 - 1800 (0:11.33)	(0:11.33)	(0:14.11)	(0:14.47)	(0:15.13)	(0:15.30)	(0:15.03)	(0:14.06)	(0:14.66)
9	5	Classie Linc	2:23.79	0:26.55	57.1 (1980 - 1800)	2:23.79	2:12.49 [1]	1:58.66 [2]	1:44.20 [4]	1:29.12 [5]	1:13.76 [6]	0:58.75 [7]	0:44.66 [6]
	(5)	S J Tomlinson	15.9L (-4)	0:44.66	1980 - 1800 (0:11.30)	(0:11.30)	(0:13.83)	(0:14.46)	(0:15.08)	(0:15.36)	(0:15.01)	(0:14.09)	(0:14.58)
10	6	Tokyo Rose	2:23.80	0:27.51	55.7 (1980 - 1800)	2:23.80	2:12.23 [6]	1:57.75 [6]	1:43.56 [3]	1:29.35 [4]	1:13.83 [7]	0:58.72 [8]	0:44.60 [8]
	(6)	S J Ottley	16L (+15)	0:44.60	1980 - 1800 (0:11.57)	(0:11.57)	(0:14.48)	(0:14.19)	(0:14.21)	(0:15.52)	(0:15.11)	(0:14.12)	(0:14.70)

[ ] Position in running at each section and finish  
 TAB# Saddle cloth number  
 -:-:- No data available at this section  
 BAR# Barrier/Gate Position  
 NA No data available  
 DNF Did not finish  
 DNT Did not track  
 DT-W Distance travelled compared to winner in metres

Fastest split  
 Fastest section



# NZ Metropolitan Trotting Club Inc Harness

Race 8: BOB McARDLE SIRES' STAKES SOUTHERN MARES' CLASSIC (MOB PACE) (Listed) - 1980m

14 November 2025 - 6:02PM

Weather: Raining



Field Times	2:20.92	2:09.62	1:55.79	1:41.59	1:26.90	1:11.50	0:56.50	0:42.50
(Race Tempo)	(0:11.30)	(0:13.83)	(0:14.20)	(0:14.69)	(0:15.40)	(0:15.00)	(0:14.00)	(0:14.33)

Rank	TAB#	Horse	Overall Time	First 400m	Top Speed km/h (Section)	L1980	L1800	L1600	L1400	L1200	L1000	L800	L600
	(BAR#)	Driver	Margin (DT-W)	Last 600m	Fastest Section (Time)	Start - 1800	1800 - 1600	1600 - 1400	1400 - 1200	1200 - 1000	1000 - 800	800 - 600	600 - 400
11	2	Major Performer	2:24.69	0:27.61	55.3 (1980 - 1800)	2:24.69	2:12.78 [7]	1:58.50 [8]	1:44.12 [12]	1:28.96 [13]	1:13.67 [12]	0:58.62 [12]	0:44.63 [12]
	(2)	C J Dalgety	21L (-1)	0:44.63	1980 - 1800 (0:11.91)	(0:11.91)	(0:14.28)	(0:14.38)	(0:15.16)	(0:15.29)	(0:15.05)	(0:13.99)	(0:14.58)
12	8	Mantra Blue	2:26.02	0:28.31	55.9 (1980 - 1800)	2:26.02	2:14.32 [13]	1:59.27 [12]	1:44.78 [10]	1:30.65 [9]	1:15.64 [5]	1:00.99 [4]	0:47.22 [5]
	(8)	Z E Butcher	28.3L (+29)	0:47.22	1980 - 1800 (0:11.70)	(0:11.70)	(0:15.05)	(0:14.49)	(0:14.13)	(0:15.01)	(0:14.65)	(0:13.77)	(0:14.80)
13	1	Times Are A Changin	2:29.26	0:28.17	52.5 (1980 - 1800)	2:29.26	2:16.90 [11]	2:02.57 [13]	1:47.96 [12]	1:33.53 [12]	1:18.28 [13]	1:02.88 [13]	0:48.84 [13]
	(1)	B N Orange	46.3L (+0)	0:48.84	1980 - 1800 (0:12.36)	(0:12.36)	(0:14.33)	(0:14.61)	(0:14.43)	(0:15.25)	(0:15.40)	(0:14.04)	(0:16.71)

[ ] Position in running at each section and finish TAB# Saddle cloth number

-:-:- No data available at this section

NA No data available

DNT Did not track

BAR# Barrier/Gate Position

DNF Did not finish

DT-W Distance travelled compared to winner in metres

Fastest split

Fastest section



# NZ Metropolitan Trotting Club Inc Harness

Race 8: BOB McARDLE SIRES' STAKES SOUTHERN MARES' CLASSIC (MOB PACE) (Listed) - 1980m

14 November 2025 - 6:02PM



Weather: Raining

Field Times 0:28.17 0:14.12  
(Race Tempo) (0:14.04) (0:14.12)

Rank	TAB#	Horse	Overall Time	First 400m	Top Speed km/h (Section)	L400	L200						
	(BAR#)	Driver	Margin (DT-W)	Last 600m	Fastest Section (Time)	400 - 200	200 - Finish						
1	12	Esmeralda	2:20.92	0:27.28	55.2 (1980 - 1800)	0:28.17 [1]	0:14.13 [1]						
	(12)	G D O'Reilly		0:42.51	1980 - 1800 (0:12.00)	(0:14.04)	(0:14.13)						
2	11	Amaretto Franco	2:21.70	0:27.67	53.7 (1980 - 1800)	0:27.81 [4]	0:13.55 [2]						
	(11)	Craig D Thornley	4.3L (+18)	0:42.61	1980 - 1800 (0:12.34)	(0:14.26)	(0:13.55)						
3	9	Ruby Roe	2:22.03	0:28.17	53.8 (1980 - 1800)	0:29.04 [2]	0:14.73 [3]						
	(9)	N P Williamson	6.1L (+22)	0:43.52	1980 - 1800 (0:12.25)	(0:14.31)	(0:14.73)						
4	13	Akatea	2:22.12	0:26.73	56.9 (1980 - 1800)	0:29.01 [3]	0:14.76 [4]						
	(13)	T M Williams	6.7L (+1)	0:43.38	1980 - 1800 (0:11.61)	(0:14.25)	(0:14.76)						
5	10	Dynasty	2:22.57	0:28.10	54.2 (1980 - 1800)	0:28.39 [7]	0:13.99 [5]						
	(10)	R J Butt	9.2L (+18)	0:43.16	1980 - 1800 (0:12.65)	(0:14.40)	(0:13.99)						
6	3	Insarchatwist	2:23.06	0:27.33	55.9 (1980 - 1800)	0:28.59 [11]	0:14.08 [6]						
	(3)	K L Green	11.9L (-6)	0:43.21	1980 - 1800 (0:11.70)	(0:14.51)	(0:14.08)						
7	7	Dance Till Dawn	2:23.47	0:27.89	53.6 (1980 - 1800)	0:29.89 [6]	0:15.01 [7]						
	(7)	John R Dunn	14.1L (+16)	0:44.57	1980 - 1800 (0:12.07)	(0:14.88)	(0:15.01)						
8	4	Milou	2:23.49	0:26.86	57.2 (1980 - 1800)	0:29.40 [10]	0:14.64 [8]						
	(4)	R D Close	14.3L (-6)	0:44.06	1980 - 1800 (0:11.33)	(0:14.76)	(0:14.64)						
9	5	Classie Linc	2:23.79	0:26.55	57.1 (1980 - 1800)	0:30.08 [5]	0:15.35 [9]						
	(5)	S J Tomlinson	15.9L (-4)	0:44.66	1980 - 1800 (0:11.30)	(0:14.73)	(0:15.35)						
10	6	Tokyo Rose	2:23.80	0:27.51	55.7 (1980 - 1800)	0:29.90 [8]	0:15.00 [10]						
	(6)	S J Otley	16L (+15)	0:44.60	1980 - 1800 (0:11.57)	(0:14.90)	(0:15.00)						

[ ] Position in running at each section and finish  
 TAB# Saddle cloth number  
 -:-- No data available at this section  
 BAR# Barrier/Gate Position  
 NA No data available  
 DNF Did not finish  
 DNT Did not track  
 DT-W Distance travelled compared to winner in metres

Fastest split  
 Fastest section



# NZ Metropolitan Trotting Club Inc Harness

Race 8: BOB McARDLE SIRES' STAKES SOUTHERN MARES' CLASSIC (MOB PACE) (Listed) - 1980m

14 November 2025 - 6:02PM

Weather: Raining



Field Times                      0:28.17      0:14.12  
(Race Tempo)                    (0:14.04)    (0:14.12)

Rank	TAB#	Horse	Overall Time	First 400m	Top Speed km/h (Section)	L400	L200						
	(BAR#)	Driver	Margin (DT-W)	Last 600m	Fastest Section (Time)	400 - 200	200 - Finish						
11	2	Major Performer	2:24.69	0:27.61	55.3 (1980 - 1800)	0:30.05 [12]	0:15.18 [11]						
	(2)	C J Dalgety	21L (-1)	0:44.63	1980 - 1800 (0:11.91)	(0:14.87)	(0:15.18)						
12	8	Mantra Blue	2:26.02	0:28.31	55.9 (1980 - 1800)	0:32.42 [9]	0:17.22 [12]						
	(8)	Z E Butcher	28.3L (+29)	0:47.22	1980 - 1800 (0:11.70)	(0:15.20)	(0:17.22)						
13	1	Times Are A Changin	2:29.26	0:28.17	52.5 (1980 - 1800)	0:32.13 [13]	0:15.01 [13]						
	(1)	B N Orange	46.3L (+0)	0:48.84	1980 - 1800 (0:12.36)	(0:17.12)	(0:15.01)						

Horse/Jockey Name	Esmeralda/G D O'Reilly
Finish Rank	1
Fastest Section Time (Section)	0:12.00 (1980 - 1800)
Top Speed [km/h] (Section)	55.2 (1980 - 1800)
Race State	Finished



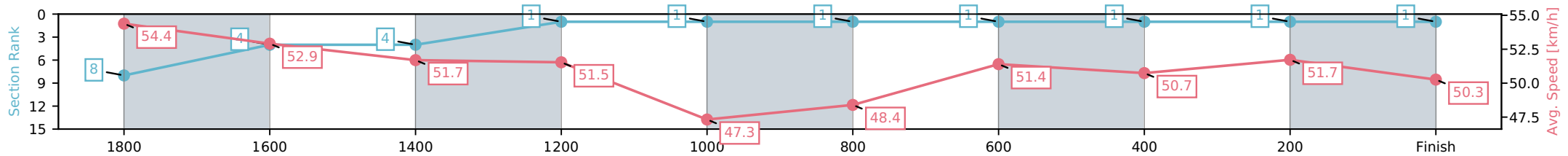
NZ Metropolitan Trotting Club Inc Harness  
 Race 8: BOB McARDLE SIRES' STAKES SOUTHERN MARES'  
 CLASSIC (MOB PACE) (Listed) - 1980m



14 November 2025 - 6:02PM

Weather: Raining

Section	L1980	L1800	L1600	L1400	L1200	L1000	L800	L600	L400	L200
Section Times	2:20.92 (0:12.00)	2:08.92 [4] (0:13.85)	1:55.07 [4] (0:14.19)	1:40.88 [1] (0:13.98)	1:26.90 [1] (0:15.39)	1:11.51 [1] (0:15.00)	0:56.51 [1] (0:14.00)	0:42.51 [1] (0:14.34)	0:28.17 [1] (0:14.04)	0:14.13 [1] (0:14.13)
Average Speed [km/h]	54.4	52.9	51.7	51.5	47.3	48.4	51.4	50.7	51.7	50.3
Top Speed [km/h]	55.2	54.0	52.4	52.3	50.0	50.1	52.1	51.6	52.1	51.9
Avg. Dist. to Rail [m]	5.4	3.3	2.6	4.9	1.5	1.4	2.6	1.7	1.7	5.1



- [ ] Ranking at each section and finish
- :-:- No data available at this section
- NA No data available

Horse/Jockey Name	Amaretto Franco/Craig D Thornley
Finish Rank	2
Fastest Section Time (Section)	0:12.34 (1980 - 1800)
Top Speed [km/h] (Section)	53.7 (1980 - 1800)
Race State	Finished



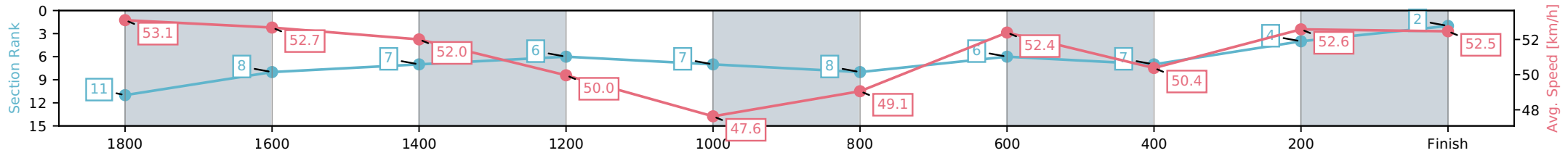
NZ Metropolitan Trotting Club Inc Harness  
 Race 8: BOB McARDLE SIRE'S' STAKES SOUTHERN MARES'  
 CLASSIC (MOB PACE) (Listed) - 1980m



14 November 2025 - 6:02PM

Weather: Raining

Section	L1980	L1800	L1600	L1400	L1200	L1000	L800	L600	L400	L200
Section Times	2:21.70 (0:12.34)	2:09.36 [8] (0:13.93)	1:55.43 [7] (0:14.12)	1:41.31 [6] (0:14.40)	1:26.91 [7] (0:15.49)	1:11.42 [8] (0:15.07)	0:56.35 [6] (0:13.74)	0:42.61 [7] (0:14.80)	0:27.81 [4] (0:14.26)	0:13.55 [2] (0:13.55)
Average Speed [km/h]	53.1	52.7	52.0	50.0	47.6	49.1	52.4	50.4	52.6	52.5
Top Speed [km/h]	53.7	53.4	53.2	52.3	48.3	52.4	53.4	51.6	53.2	53.3
Avg. Dist. to Rail [m]	4.0	3.3	2.8	5.1	3.1	3.7	6.5	5.2	5.8	8.2



- [ ] Ranking at each section and finish
- :-:- No data available at this section
- NA No data available

Horse/Jockey Name	Ruby Roe/N P Williamson
Finish Rank	3
Fastest Section Time (Section)	0:12.25 (1980 - 1800)
Top Speed [km/h] (Section)	53.8 (1980 - 1800)
Race State	Finished



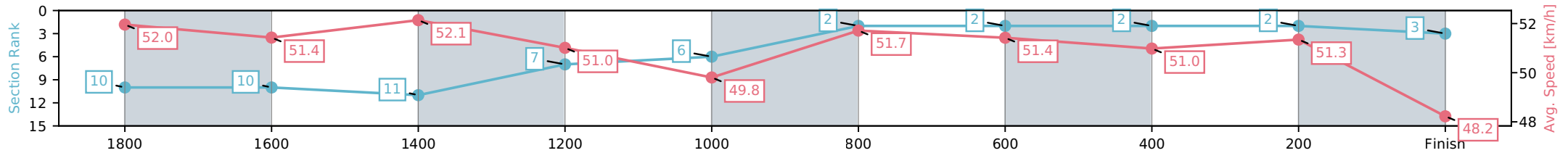
NZ Metropolitan Trotting Club Inc Harness  
 Race 8: BOB McARDLE SIRE'S' STAKES SOUTHERN MARES'  
 CLASSIC (MOB PACE) (Listed) - 1980m



14 November 2025 - 6:02PM

Weather: Raining

Section	L1980	L1800	L1600	L1400	L1200	L1000	L800	L600	L400	L200
Section Times	2:22.03 (0:12.25)	2:09.78 [10] (0:14.43)	1:55.35 [11] (0:14.26)	1:41.09 [7] (0:14.10)	1:26.99 [6] (0:15.04)	1:11.95 [2] (0:14.43)	0:57.52 [2] (0:14.00)	0:43.52 [2] (0:14.48)	0:29.04 [2] (0:14.31)	0:14.73 [3] (0:14.73)
Average Speed [km/h]	52.0	51.4	52.1	51.0	49.8	51.7	51.4	51.0	51.3	48.2
Top Speed [km/h]	53.8	52.2	53.4	53.7	51.2	52.9	52.5	51.7	51.9	50.5
Avg. Dist. to Rail [m]	13.0	5.4	4.4	6.8	4.9	4.9	4.9	3.7	3.0	4.4



- [ ] Ranking at each section and finish
- :-:- No data available at this section
- NA No data available

Horse/Jockey Name	Akatea/T M Williams
Finish Rank	4
Fastest Section Time (Section)	0:11.61 (1980 - 1800)
Top Speed [km/h] (Section)	56.9 (1980 - 1800)
Race State	Finished



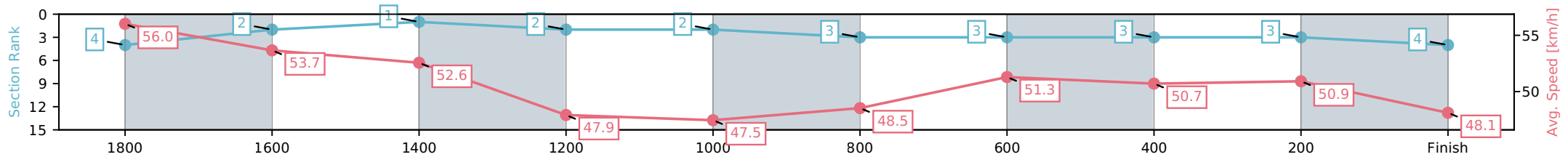
NZ Metropolitan Trotting Club Inc Harness  
 Race 8: BOB McARDLE SIRES' STAKES SOUTHERN MARES' CLASSIC (MOB PACE) (Listed) - 1980m



14 November 2025 - 6:02PM

Weather: Raining

Section	L1980	L1800	L1600	L1400	L1200	L1000	L800	L600	L400	L200
Section Times	2:22.12 (0:11.61)	2:10.51 [2] (0:13.74)	1:56.77 [1] (0:13.98)	1:42.79 [2] (0:15.03)	1:27.76 [2] (0:15.37)	1:12.39 [3] (0:14.98)	0:57.41 [3] (0:14.03)	0:43.38 [3] (0:14.37)	0:29.01 [3] (0:14.25)	0:14.76 [4] (0:14.76)
Average Speed [km/h]	56.0	53.7	52.6	47.9	47.5	48.5	51.3	50.7	50.9	48.1
Top Speed [km/h]	56.9	55.4	54.2	49.5	49.5	50.1	51.7	51.6	51.5	50.2
Avg. Dist. to Rail [m]	6.7	3.9	2.7	3.6	1.6	1.5	2.9	2.0	1.3	2.8



- [ ] Ranking at each section and finish
- :-:- No data available at this section
- NA No data available

Horse/Jockey Name	Dynasty/R J Butt
Finish Rank	5
Fastest Section Time (Section)	0:12.65 (1980 - 1800)
Top Speed [km/h] (Section)	54.2 (1980 - 1800)
Race State	Finished



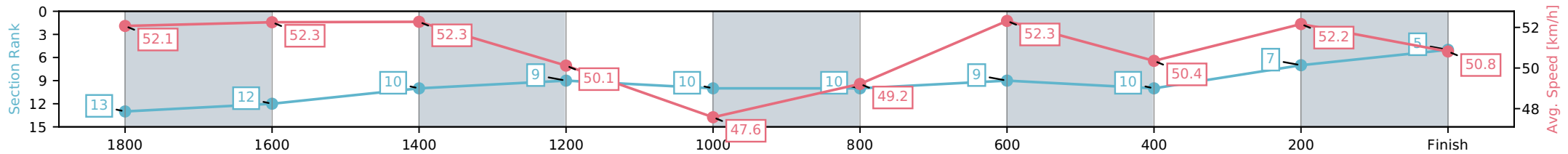
NZ Metropolitan Trotting Club Inc Harness  
 Race 8: BOB McARDLE SIRE'S' STAKES SOUTHERN MARES'  
 CLASSIC (MOB PACE) (Listed) - 1980m



14 November 2025 - 6:02PM

Weather: Raining

Section	L1980	L1800	L1600	L1400	L1200	L1000	L800	L600	L400	L200
Section Times	2:22.57 (0:12.65)	2:09.92 [12] (0:14.05)	1:55.87 [10] (0:14.05)	1:41.82 [9] (0:14.36)	1:27.46 [10] (0:15.51)	1:11.95 [10] (0:15.03)	0:56.92 [9] (0:13.76)	0:43.16 [10] (0:14.77)	0:28.39 [7] (0:14.40)	0:13.99 [5] (0:13.99)
Average Speed [km/h]	52.1	52.3	52.3	50.1	47.6	49.2	52.3	50.4	52.2	50.8
Top Speed [km/h]	54.2	53.5	53.9	52.0	48.3	52.3	53.4	51.9	52.9	52.2
Avg. Dist. to Rail [m]	3.3	3.6	2.7	4.8	3.1	3.8	6.3	4.9	6.4	7.9



- [ ] Ranking at each section and finish
- :-:- No data available at this section
- NA No data available

Horse/Jockey Name	Insarchatwist/K L Green
Finish Rank	6
Fastest Section Time (Section)	0:11.70 (1980 - 1800)
Top Speed [km/h] (Section)	55.9 (1980 - 1800)
Race State	Finished



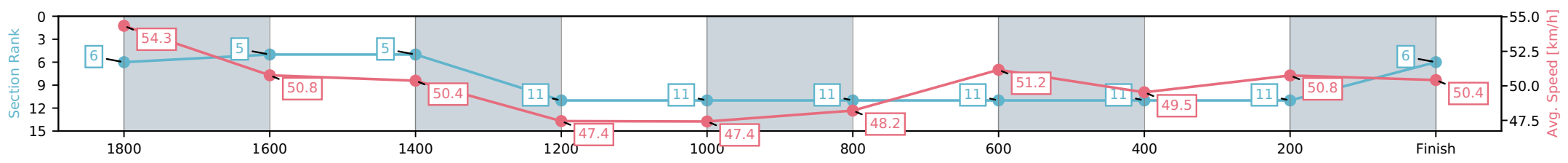
NZ Metropolitan Trotting Club Inc Harness  
 Race 8: BOB McARDLE SIRES' STAKES SOUTHERN MARES' CLASSIC (MOB PACE) (Listed) - 1980m



14 November 2025 - 6:02PM

Weather: Raining

Section	L1980	L1800	L1600	L1400	L1200	L1000	L800	L600	L400	L200
Section Times	2:23.06 (0:11.70)	2:11.36 [5] (0:14.21)	1:57.15 [5] (0:14.31)	1:42.84 [11] (0:15.20)	1:27.64 [11] (0:15.32)	1:12.32 [11] (0:15.05)	0:57.27 [11] (0:14.06)	0:43.21 [11] (0:14.62)	0:28.59 [11] (0:14.51)	0:14.08 [6] (0:14.08)
Average Speed [km/h]	54.3	50.8	50.4	47.4	47.4	48.2	51.2	49.5	50.8	50.4
Top Speed [km/h]	55.9	52.0	51.6	49.4	48.6	50.3	52.3	50.8	52.3	52.7
Avg. Dist. to Rail [m]	3.3	0.8	0.7	2.9	1.2	1.3	3.5	1.2	4.2	10.0



[ ] Ranking at each section and finish  
 -:-:- No data available at this section  
 NA No data available

Horse/Jockey Name	Dance Till Dawn/John R Dunn
Finish Rank	7
Fastest Section Time (Section)	0:12.07 (1980 - 1800)
Top Speed [km/h] (Section)	53.6 (1980 - 1800)
Race State	Finished



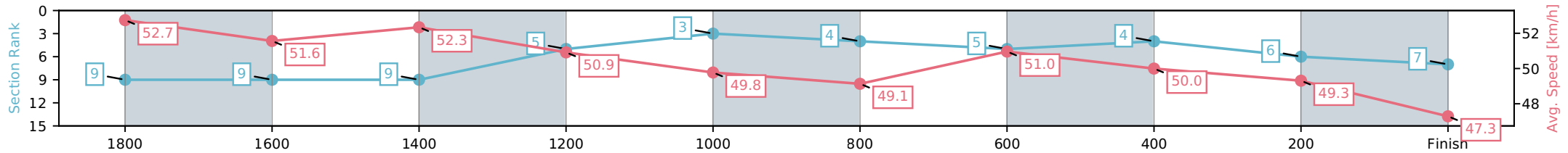
NZ Metropolitan Trotting Club Inc Harness  
 Race 8: BOB McARDLE SIRES' STAKES SOUTHERN MARES'  
 CLASSIC (MOB PACE) (Listed) - 1980m



14 November 2025 - 6:02PM

Weather: Raining

Section	L1980	L1800	L1600	L1400	L1200	L1000	L800	L600	L400	L200
Section Times	2:23.47 (0:12.07)	2:11.40 [9] (0:14.35)	1:57.05 [9] (0:14.17)	1:42.88 [5] (0:14.14)	1:28.74 [3] (0:15.04)	1:13.70 [4] (0:15.01)	0:58.69 [5] (0:14.12)	0:44.57 [4] (0:14.68)	0:29.89 [6] (0:14.88)	0:15.01 [7] (0:15.01)
Average Speed [km/h]	52.7	51.6	52.3	50.9	49.8	49.1	51.0	50.0	49.3	47.3
Top Speed [km/h]	53.6	52.0	52.7	53.0	50.9	50.2	51.4	51.2	49.6	49.1
Avg. Dist. to Rail [m]	10.3	4.8	4.1	6.7	4.8	3.6	4.6	3.1	2.9	5.2



- [ ] Ranking at each section and finish
- :-:- No data available at this section
- NA No data available

Horse/Jockey Name	Milou/R D Close
Finish Rank	8
Fastest Section Time (Section)	0:11.33 (1980 - 1800)
Top Speed [km/h] (Section)	57.2 (1980 - 1800)
Race State	Finished



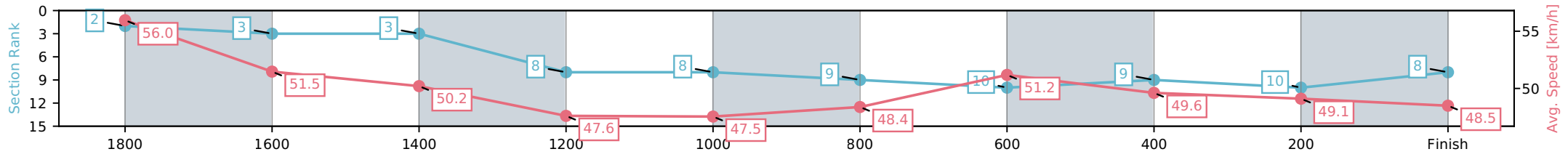
NZ Metropolitan Trotting Club Inc Harness  
 Race 8: BOB McARDLE SIRES' STAKES SOUTHERN MARES' CLASSIC (MOB PACE) (Listed) - 1980m



14 November 2025 - 6:02PM

Weather: Raining

Section	L1980	L1800	L1600	L1400	L1200	L1000	L800	L600	L400	L200
Section Times	2:23.49 (0:11.33)	2:12.16 [3] (0:14.11)	1:58.05 [3] (0:14.47)	1:43.58 [8] (0:15.13)	1:28.45 [8] (0:15.30)	1:13.15 [9] (0:15.03)	0:58.12 [10] (0:14.06)	0:44.06 [9] (0:14.66)	0:29.40 [10] (0:14.76)	0:14.64 [8] (0:14.64)
Average Speed [km/h]	56.0	51.5	50.2	47.6	47.5	48.4	51.2	49.6	49.1	48.5
Top Speed [km/h]	57.2	53.3	51.7	48.6	48.9	49.7	51.9	50.6	49.6	49.6
Avg. Dist. to Rail [m]	5.4	1.8	1.3	3.0	1.4	1.5	2.5	1.7	1.1	1.4



[ ] Ranking at each section and finish  
 -:-:- No data available at this section  
 NA No data available

Horse/Jockey Name	Classie Linc/S J Tomlinson
Finish Rank	9
Fastest Section Time (Section)	0:11.30 (1980 - 1800)
Top Speed [km/h] (Section)	57.1 (1980 - 1800)
Race State	Finished



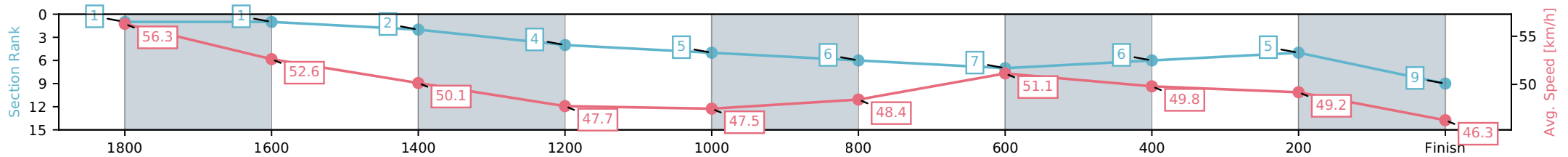
NZ Metropolitan Trotting Club Inc Harness  
 Race 8: BOB McARDLE SIRES' STAKES SOUTHERN MARES'  
 CLASSIC (MOB PACE) (Listed) - 1980m



14 November 2025 - 6:02PM

Weather: Raining

Section	L1980	L1800	L1600	L1400	L1200	L1000	L800	L600	L400	L200
Section Times	2:23.79 (0:11.30)	2:12.49 [1] (0:13.83)	1:58.66 [2] (0:14.46)	1:44.20 [4] (0:15.08)	1:29.12 [5] (0:15.36)	1:13.76 [6] (0:15.01)	0:58.75 [7] (0:14.09)	0:44.66 [6] (0:14.58)	0:30.08 [5] (0:14.73)	0:15.35 [9] (0:15.35)
Average Speed [km/h]	56.3	52.6	50.1	47.7	47.5	48.4	51.1	49.8	49.2	46.3
Top Speed [km/h]	57.1	55.1	51.7	48.8	49.2	49.8	51.7	50.7	49.6	48.5
Avg. Dist. to Rail [m]	7.5	2.5	1.1	3.1	1.6	1.5	2.5	1.6	1.2	3.2



- [ ] Ranking at each section and finish
- :-:- No data available at this section
- NA No data available

Horse/Jockey Name	Tokyo Rose/S J Ottley
Finish Rank	10
Fastest Section Time (Section)	0:11.57 (1980 - 1800)
Top Speed [km/h] (Section)	55.7 (1980 - 1800)
Race State	Finished



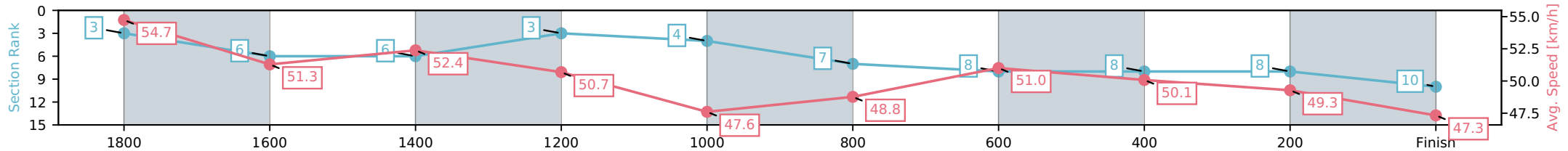
NZ Metropolitan Trotting Club Inc Harness  
 Race 8: BOB McARDLE SIRES' STAKES SOUTHERN MARES' CLASSIC (MOB PACE) (Listed) - 1980m



14 November 2025 - 6:02PM

Weather: Raining

Section	L1980	L1800	L1600	L1400	L1200	L1000	L800	L600	L400	L200
Section Times	2:23.80 (0:11.57)	2:12.23 [6] (0:14.48)	1:57.75 [6] (0:14.19)	1:43.56 [3] (0:14.21)	1:29.35 [4] (0:15.52)	1:13.83 [7] (0:15.11)	0:58.72 [8] (0:14.12)	0:44.60 [8] (0:14.70)	0:29.90 [8] (0:14.90)	0:15.00 [10] (0:15.00)
Average Speed [km/h]	54.7	51.3	52.4	50.7	47.6	48.8	51.0	50.1	49.3	47.3
Top Speed [km/h]	55.7	52.3	53.0	53.0	48.5	50.1	51.7	50.8	49.7	49.9
Avg. Dist. to Rail [m]	9.2	5.2	4.3	6.6	3.3	3.4	4.7	3.5	3.0	7.0



- [ ] Ranking at each section and finish
- :-:- No data available at this section
- NA No data available

Horse/Jockey Name	Major Performer/C J Dalgety
Finish Rank	11
Fastest Section Time (Section)	0:11.91 (1980 - 1800)
Top Speed [km/h] (Section)	55.3 (1980 - 1800)
Race State	Finished



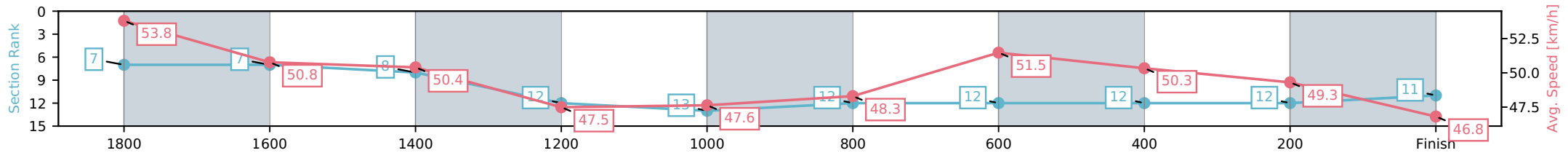
NZ Metropolitan Trotting Club Inc Harness  
 Race 8: BOB McARDLE SIRES' STAKES SOUTHERN MARES' CLASSIC (MOB PACE) (Listed) - 1980m



14 November 2025 - 6:02PM

Weather: Raining

Section	L1980	L1800	L1600	L1400	L1200	L1000	L800	L600	L400	L200
Section Times	2:24.69 (0:11.91)	2:12.78 [7] (0:14.28)	1:58.50 [8] (0:14.38)	1:44.12 [12] (0:15.16)	1:28.96 [13] (0:15.29)	1:13.67 [12] (0:15.05)	0:58.62 [12] (0:13.99)	0:44.63 [12] (0:14.58)	0:30.05 [12] (0:14.87)	0:15.18 [11] (0:15.18)
Average Speed [km/h]	53.8	50.8	50.4	47.5	47.6	48.3	51.5	50.3	49.3	46.8
Top Speed [km/h]	55.3	53.0	51.9	50.0	48.9	50.1	52.2	51.7	50.3	48.7
Avg. Dist. to Rail [m]	3.4	1.4	1.0	3.1	1.5	1.6	4.1	3.0	2.3	2.1



- [ ] Ranking at each section and finish
- :-:- No data available at this section
- NA No data available

Horse/Jockey Name	Mantra Blue/Z E Butcher
Finish Rank	12
Fastest Section Time (Section)	0:11.70 (1980 - 1800)
Top Speed [km/h] (Section)	55.9 (1980 - 1800)
Race State	Finished



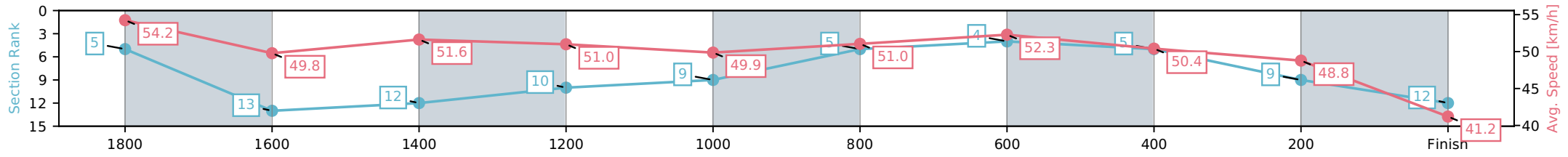
NZ Metropolitan Trotting Club Inc Harness  
 Race 8: BOB McARDLE SIRES' STAKES SOUTHERN MARES'  
 CLASSIC (MOB PACE) (Listed) - 1980m



14 November 2025 - 6:02PM

Weather: Raining

Section	L1980	L1800	L1600	L1400	L1200	L1000	L800	L600	L400	L200
Section Times	2:26.02 (0:11.70)	2:14.32 [13] (0:15.05)	1:59.27 [12] (0:14.49)	1:44.78 [10] (0:14.13)	1:30.65 [9] (0:15.01)	1:15.64 [5] (0:14.65)	1:00.99 [4] (0:13.77)	0:47.22 [5] (0:14.80)	0:32.42 [9] (0:15.20)	0:17.22 [12] (0:17.22)
Average Speed [km/h]	54.2	49.8	51.6	51.0	49.9	51.0	52.3	50.4	48.8	41.2
Top Speed [km/h]	55.9	50.8	53.2	53.6	51.5	52.6	52.9	51.3	49.7	47.2
Avg. Dist. to Rail [m]	11.9	6.6	5.0	6.9	4.9	5.2	6.4	5.2	4.6	7.7



- [ ] Ranking at each section and finish
- :-:- No data available at this section
- NA No data available

Horse/Jockey Name	Times Are A Changin/B N Orange
Finish Rank	13
Fastest Section Time (Section)	0:12.36 (1980 - 1800)
Top Speed [km/h] (Section)	52.5 (1980 - 1800)
Race State	Finished



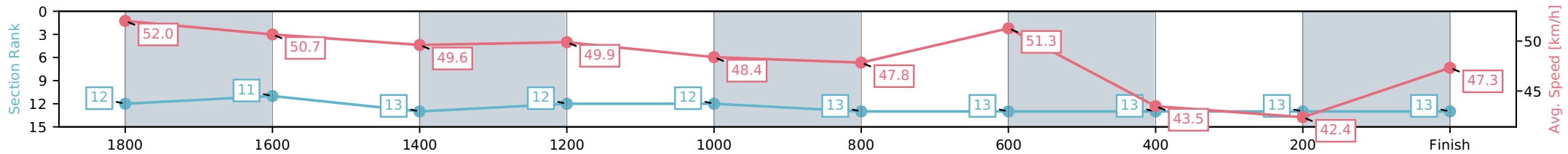
NZ Metropolitan Trotting Club Inc Harness  
 Race 8: BOB McARDLE SIRE'S' STAKES SOUTHERN MARES'  
 CLASSIC (MOB PACE) (Listed) - 1980m



14 November 2025 - 6:02PM

Weather: Raining

Section	L1980	L1800	L1600	L1400	L1200	L1000	L800	L600	L400	L200
Section Times	2:29.26 (0:12.36)	2:16.90 [11] (0:14.33)	2:02.57 [13] (0:14.61)	1:47.96 [12] (0:14.43)	1:33.53 [12] (0:15.25)	1:18.28 [13] (0:15.40)	1:02.88 [13] (0:14.04)	0:48.84 [13] (0:16.71)	0:32.13 [13] (0:17.12)	0:15.01 [13] (0:15.01)
Average Speed [km/h]	52.0	50.7	49.6	49.9	48.4	47.8	51.3	43.5	42.4	47.3
Top Speed [km/h]	52.5	51.7	51.3	51.6	49.8	48.8	52.2	50.7	47.6	49.3
Avg. Dist. to Rail [m]	1.8	1.5	1.1	3.9	3.0	3.3	3.2	1.8	1.5	4.7



- [ ] Ranking at each section and finish
- :-:- No data available at this section
- NA No data available



# NZ Metropolitan Trotting Club Inc Harness

Race 9: DUNSTAN SIRES' STAKES SERIES 2YO FILLIES FINAL (MOB PACE) (Gr1) - 1980m

14 November 2025 - 6:29PM



Weather: Raining

Field Times	2:21.79	2:10.56	1:56.06	1:41.31	1:27.53	1:12.01	0:56.41	0:42.31
(Race Tempo)	(0:11.23)	(0:14.50)	(0:14.75)	(0:13.78)	(0:15.52)	(0:15.60)	(0:14.10)	(0:14.04)

Rank	TAB#	Horse	Overall Time	First 400m	Top Speed km/h (Section)	L1980	L1800	L1600	L1400	L1200	L1000	L800	L600
	(BAR#)	Driver	Margin (DT-W)	Last 600m	Fastest Section (Time)	Start - 1800	1800 - 1600	1600 - 1400	1400 - 1200	1200 - 1000	1000 - 800	800 - 600	600 - 400
1	7	All Of Me	2:21.79	0:27.54	55.9 (1980 - 1800)	2:21.79	2:10.24 [2]	1:55.76 [1]	1:41.31 [1]	1:27.53 [1]	1:12.01 [1]	0:56.41 [1]	0:42.32 [1]
	(7)	C J Dalgety		0:42.32	1980 - 1800 (0:11.55)	(0:11.55)	(0:14.48)	(0:14.45)	(0:13.78)	(0:15.52)	(0:15.60)	(0:14.09)	(0:14.05)
2	6	The Queens Gambit	2:22.07	0:27.27	57.7 (1980 - 1800)	2:22.07	2:10.84 [1]	1:56.34 [2]	1:41.54 [2]	1:27.52 [3]	1:12.00 [3]	0:56.41 [3]	0:42.33 [2]
	(6)	K A Butt	1.6L (-7)	0:42.33	1980 - 1800 (0:11.23)	(0:11.23)	(0:14.50)	(0:14.80)	(0:14.02)	(0:15.52)	(0:15.59)	(0:14.08)	(0:14.06)
3	1	Indulge Me	2:22.12	0:27.86	54.4 (1980 - 1800)	2:22.12	2:10.18 [4]	1:55.80 [6]	1:40.96 [6]	1:26.98 [7]	1:11.43 [8]	0:55.83 [9]	0:41.72 [7]
	(1)	N P Williamson	1.9L (-3)	0:41.72	1980 - 1800 (0:11.94)	(0:11.94)	(0:14.38)	(0:14.84)	(0:13.98)	(0:15.55)	(0:15.60)	(0:14.11)	(0:14.11)
4	4	River	2:22.24	0:27.89	54.8 (1980 - 1800)	2:22.24	2:10.38 [5]	1:55.87 [5]	1:41.22 [5]	1:27.25 [4]	1:11.90 [4]	0:56.42 [4]	0:42.34 [4]
	(4)	B N Orange	2.5L (+14)	0:42.34	1980 - 1800 (0:11.86)	(0:11.86)	(0:14.51)	(0:14.65)	(0:13.97)	(0:15.35)	(0:15.48)	(0:14.08)	(0:14.24)
5	11	Alecto	2:22.53	0:28.18	55.0 (1980 - 1800)	2:22.53	2:10.38 [7]	1:55.88 [7]	1:41.17 [7]	1:27.24 [6]	1:11.89 [6]	0:56.42 [5]	0:42.50 [6]
	(11)	Mark Purdon	4.1L (+14)	0:42.50	1980 - 1800 (0:12.15)	(0:12.15)	(0:14.50)	(0:14.71)	(0:13.93)	(0:15.35)	(0:15.47)	(0:13.92)	(0:14.37)
6	13	Ripples	2:22.74	0:27.93	54.4 (1800-1600)	2:22.74	2:10.39 [6]	1:56.27 [3]	1:41.92 [3]	1:28.05 [2]	1:12.71 [2]	0:57.20 [2]	0:43.12 [3]
	(13)	J W Cox	5.3L (+20)	0:43.12	1980 - 1800 (0:12.35)	(0:12.35)	(0:14.12)	(0:14.35)	(0:13.87)	(0:15.34)	(0:15.51)	(0:14.08)	(0:14.24)
7	5	Queen Lizzy	2:22.79	0:28.42	53.6 (1980 - 1800)	2:22.79	2:10.80 [9]	1:56.00 [9]	1:41.01 [9]	1:27.14 [8]	1:11.84 [10]	0:56.34 [8]	0:42.49 [8]
	(5)	S J Ottley	5.6L (+22)	0:42.49	1980 - 1800 (0:11.99)	(0:11.99)	(0:14.80)	(0:14.99)	(0:13.87)	(0:15.30)	(0:15.50)	(0:13.85)	(0:14.30)
8	12	Cath	2:22.84	0:28.73	55.2 (1980 - 1800)	2:22.84	2:10.67 [10]	1:55.76 [10]	1:40.78 [10]	1:26.91 [10]	1:11.59 [12]	0:56.09 [12]	0:42.17 [10]
	(12)	S W Hill	5.9L (+25)	0:42.17	1980 - 1800 (0:12.17)	(0:12.17)	(0:14.91)	(0:14.98)	(0:13.87)	(0:15.32)	(0:15.50)	(0:13.92)	(0:14.13)
9	2	War Cry	2:25.86	0:27.57	56.3 (1980 - 1800)	2:25.86	2:14.28 [3]	1:59.82 [4]	1:45.02 [4]	1:31.04 [5]	1:15.46 [5]	0:59.89 [6]	0:45.81 [5]
	(2)	Z E Butcher	22.6L (-7)	0:45.81	1980 - 1800 (0:11.58)	(0:11.58)	(0:14.46)	(0:14.80)	(0:13.98)	(0:15.58)	(0:15.57)	(0:14.08)	(0:14.17)
10	10	Wat Next	2:25.91	0:28.20	54.6 (1980 - 1800)	2:25.91	2:13.71 [8]	1:59.25 [8]	1:44.37 [8]	1:30.40 [9]	1:14.90 [11]	0:59.31 [11]	0:45.43 [9]
	(10)	R J Butt	22.9L (-2)	0:45.43	1980 - 1800 (0:12.20)	(0:12.20)	(0:14.46)	(0:14.88)	(0:13.97)	(0:15.50)	(0:15.59)	(0:13.88)	(0:14.26)

Scratched: Treacherous Me (#3), Secret Wish (#9)

Report Created: Fri 14 November 2025 (Note: Timing is based on positional data)

[ ]	Position in running at each section and finish	TAB#	Saddle cloth number
-:-:-	No data available at this section	BAR#	Barrier/Gate Position
NA	No data available	DNF	Did not finish
DNT	Did not track	DT-W	Distance travelled compared to winner in metres

Fastest split  
 Fastest section



NZ Metropolitan Trotting Club Inc Harness  
 Race 9: DUNSTAN SIRES' STAKES SERIES 2YO FILLIES FINAL (MOB PACE) (Gr1) - 1980m  
 14 November 2025 - 6:29PM



Weather: Raining

Field Times (Race Tempo)                      2:21.79 (0:11.23)    2:10.56 (0:14.50)    1:56.06 (0:14.75)    1:41.31 (0:13.78)    1:27.53 (0:15.52)    1:12.01 (0:15.60)    0:56.41 (0:14.10)    0:42.31 (0:14.04)

Rank	TAB#	Horse	Overall Time	First 400m	Top Speed km/h (Section)	L1980	L1800	L1600	L1400	L1200	L1000	L800	L600
	(BAR#)	Driver	Margin (DT-W)	Last 600m	Fastest Section (Time)	Start - 1800	1800 - 1600	1600 - 1400	1400 - 1200	1200 - 1000	1000 - 800	800 - 600	600 - 400
11	14	Miki's Deal	2:26.44	0:29.05	53.7 (1200-1000)	2:26.44	2:13.96 [11]	1:59.05 [11]	1:43.91 [11]	1:30.04 [12]	1:14.89 [9]	1:00.00 [10]	0:46.01 [11]
	(14)	M J Williamson	25.9L (+25)	0:46.01	1980 - 1800 (0:12.48)	(0:12.48)	(0:14.91)	(0:15.14)	(0:13.87)	(0:15.15)	(0:14.89)	(0:13.99)	(0:15.08)
12	8	Bettor Belle	2:26.89	0:29.48	53.1 (1980 - 1800)	2:26.89	2:14.60 [13]	1:59.10 [13]	1:43.64 [13]	1:29.91 [13]	1:15.26 [13]	0:59.79 [13]	0:45.61 [13]
	(8)	R T May	28.4L (+6)	0:45.61	1980 - 1800 (0:12.29)	(0:12.29)	(0:15.50)	(0:15.46)	(0:13.73)	(0:14.65)	(0:15.47)	(0:14.18)	(0:14.64)
13	15	Shezsofast	2:32.90	0:29.35	54.1 (1980 - 1800)	2:32.90	2:20.34 [12]	2:05.21 [12]	1:50.05 [12]	1:36.20 [11]	1:21.44 [7]	1:06.75 [7]	0:52.75 [12]
	(15)	A P T Poutama	61.7L (+24)	0:52.75	1980 - 1800 (0:12.56)	(0:12.56)	(0:15.13)	(0:15.16)	(0:13.85)	(0:14.76)	(0:14.69)	(0:14.00)	(0:15.56)

Scratched: Treacherous Me (#3), Secret Wish (#9)

- [ ] Position in running at each section and finish    TAB# Saddle cloth number
- :--:-- No data available at this section                    BAR# Barrier/Gate Position
- NA No data available    DNF Did not finish
- DNT Did not track     DT-W Distance travelled compared to winner in metres

- Fastest split
- Fastest section



# NZ Metropolitan Trotting Club Inc Harness

Race 9: DUNSTAN SIRES' STAKES SERIES 2YO FILLIES FINAL (MOB PACE) (Gr1) - 1980m

14 November 2025 - 6:29PM



Weather: Raining

Field Times                      0:28.27      0:14.09  
(Race Tempo)                    (0:14.18)    (0:14.09)

Rank	TAB#	Horse	Overall Time	First 400m	Top Speed km/h (Section)	L400	L200						
	(BAR#)	Driver	Margin (DT-W)	Last 600m	Fastest Section (Time)	400 - 200	200 - Finish						
1	7	All Of Me	2:21.79	0:27.54	55.9 (1980 - 1800)	0:28.27 [1]	0:14.09 [1]						
	(7)	C J Dalgety		0:42.32	1980 - 1800 (0:11.55)	(0:14.18)	(0:14.09)						
2	6	The Queens Gambit	2:22.07	0:27.27	57.7 (1980 - 1800)	0:28.27 [2]	0:14.07 [2]						
	(6)	K A Butt	1.6L (-7)	0:42.33	1980 - 1800 (0:11.23)	(0:14.20)	(0:14.07)						
3	1	Indulge Me	2:22.12	0:27.86	54.4 (1980 - 1800)	0:27.61 [5]	0:13.65 [3]						
	(1)	N P Williamson	1.9L (-3)	0:41.72	1980 - 1800 (0:11.94)	(0:13.96)	(0:13.65)						
4	4	River	2:22.24	0:27.89	54.8 (1980 - 1800)	0:28.10 [4]	0:14.00 [4]						
	(4)	B N Orange	2.5L (+14)	0:42.34	1980 - 1800 (0:11.86)	(0:14.10)	(0:14.00)						
5	11	Alecto	2:22.53	0:28.18	55.0 (1980 - 1800)	0:28.13 [6]	0:14.04 [5]						
	(11)	Mark Purdon	4.1L (+14)	0:42.50	1980 - 1800 (0:12.15)	(0:14.09)	(0:14.04)						
6	13	Ripples	2:22.74	0:27.93	54.4 (1800-1600)	0:28.88 [3]	0:14.50 [6]						
	(13)	J W Cox	5.3L (+20)	0:43.12	1980 - 1800 (0:12.35)	(0:14.38)	(0:14.50)						
7	5	Queen Lizzy	2:22.79	0:28.42	53.6 (1980 - 1800)	0:28.19 [8]	0:13.97 [7]						
	(5)	S J Ottley	5.6L (+22)	0:42.49	1980 - 1800 (0:11.99)	(0:14.22)	(0:13.97)						
8	12	Cath	2:22.84	0:28.73	55.2 (1980 - 1800)	0:28.04 [9]	0:13.99 [8]						
	(12)	S W Hill	5.9L (+25)	0:42.17	1980 - 1800 (0:12.17)	(0:14.05)	(0:13.99)						
9	2	War Cry	2:25.86	0:27.57	56.3 (1980 - 1800)	0:31.64 [7]	0:17.10 [9]						
	(2)	Z E Butcher	22.6L (-7)	0:45.81	1980 - 1800 (0:11.58)	(0:14.54)	(0:17.10)						
10	10	Wat Next	2:25.91	0:28.20	54.6 (1980 - 1800)	0:31.17 [10]	0:16.39 [10]						
	(10)	R J Butt	22.9L (-2)	0:45.43	1980 - 1800 (0:12.20)	(0:14.78)	(0:16.39)						

Scratched: Treacherous Me (#3), Secret Wish (#9)

- [ ] Position in running at each section and finish    TAB# Saddle cloth number
- :-:- No data available at this section                    BAR# Barrier/Gate Position
- NA No data available    DNF Did not finish
- DNT Did not track    DT-W Distance travelled compared to winner in metres

- Fastest split
- Fastest section



NZ Metropolitan Trotting Club Inc Harness  
 Race 9: DUNSTAN SIRES' STAKES SERIES 2YO FILLIES FINAL (MOB PACE) (Gr1) - 1980m  
 14 November 2025 - 6:29PM



Weather: Raining

Field Times                      0:28.27      0:14.09  
 (Race Tempo)                    (0:14.18)    (0:14.09)

Rank	TAB#	Horse	Overall Time	First 400m	Top Speed km/h (Section)	L400	L200						
	(BAR#)	Driver	Margin (DT-W)	Last 600m	Fastest Section (Time)	400 - 200	200 - Finish						
11	14	Miki's Deal	2:26.44	0:29.05	53.7 (1200-1000)	0:30.93 [11]	0:16.16 [11]						
	(14)	M J Williamson	25.9L (+25)	0:46.01	1980 - 1800 (0:12.48)	(0:14.77)	(0:16.16)						
12	8	Bettor Belle	2:26.89	0:29.48	53.1 (1980 - 1800)	0:30.97 [12]	0:15.87 [12]						
	(8)	R T May	28.4L (+6)	0:45.61	1980 - 1800 (0:12.29)	(0:15.10)	(0:15.87)						
13	15	Shezsofast	2:32.90	0:29.35	54.1 (1980 - 1800)	0:37.19 [13]	0:21.17 [13]						
	(15)	A P T Poutama	61.7L (+24)	0:52.75	1980 - 1800 (0:12.56)	(0:16.02)	(0:21.17)						

Scratched: Treacherous Me (#3), Secret Wish (#9)

- [ ] Position in running at each section and finish    TAB# Saddle cloth number
- :--:-- No data available at this section                    BAR# Barrier/Gate Position
- NA No data available    DNF Did not finish
- DNT Did not track     DT-W Distance travelled compared to winner in metres

- Fastest split
- Fastest section

Horse/Jockey Name	All Of Me/C J Dalgety
Finish Rank	1
Fastest Section Time (Section)	0:11.55 (1980 - 1800)
Top Speed [km/h] (Section)	55.9 (1980 - 1800)
Race State	Finished



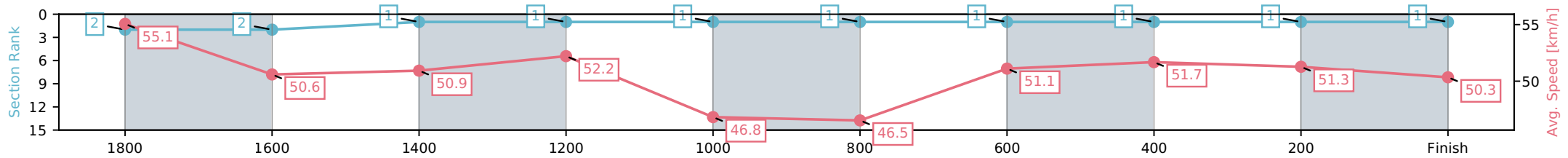
NZ Metropolitan Trotting Club Inc Harness  
 Race 9: DUNSTAN SIRES' STAKES SERIES 2YO FILLIES  
 FINAL (MOB PACE) (Gr1) - 1980m



14 November 2025 - 6:29PM

Weather: Raining

Section	L1980	L1800	L1600	L1400	L1200	L1000	L800	L600	L400	L200
Section Times	2:21.79 (0:11.55)	2:10.24 [2] (0:14.48)	1:55.76 [1] (0:14.45)	1:41.31 [1] (0:13.78)	1:27.53 [1] (0:15.52)	1:12.01 [1] (0:15.60)	0:56.41 [1] (0:14.09)	0:42.32 [1] (0:14.05)	0:28.27 [1] (0:14.18)	0:14.09 [1] (0:14.09)
Average Speed [km/h]	55.1	50.6	50.9	52.2	46.8	46.5	51.1	51.7	51.3	50.3
Top Speed [km/h]	55.9	54.3	52.9	53.4	48.7	48.6	52.2	52.2	51.8	51.8
Avg. Dist. to Rail [m]	9.1	3.0	3.0	5.1	1.2	1.1	1.9	1.3	1.6	4.1



- [ ] Ranking at each section and finish
- :-:- No data available at this section
- NA No data available

Horse/Jockey Name	The Queens Gambit/K A Butt
Finish Rank	2
Fastest Section Time (Section)	0:11.23 (1980 - 1800)
Top Speed [km/h] (Section)	57.7 (1980 - 1800)
Race State	Finished



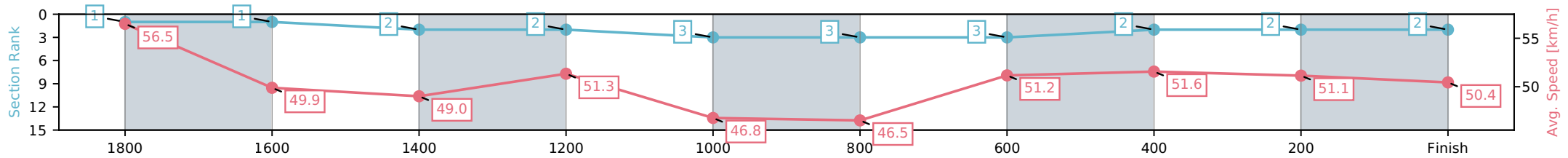
NZ Metropolitan Trotting Club Inc Harness  
 Race 9: DUNSTAN SIRES' STAKES SERIES 2YO FILLIES  
 FINAL (MOB PACE) (Gr1) - 1980m



14 November 2025 - 6:29PM

Weather: Raining

Section	L1980	L1800	L1600	L1400	L1200	L1000	L800	L600	L400	L200
Section Times	2:22.07 (0:11.23)	2:10.84 [1] (0:14.50)	1:56.34 [2] (0:14.80)	1:41.54 [2] (0:14.02)	1:27.52 [3] (0:15.52)	1:12.00 [3] (0:15.59)	0:56.41 [3] (0:14.08)	0:42.33 [2] (0:14.06)	0:28.27 [2] (0:14.20)	0:14.07 [2] (0:14.07)
Average Speed [km/h]	56.5	49.9	49.0	51.3	46.8	46.5	51.2	51.6	51.1	50.4
Top Speed [km/h]	57.7	55.3	50.8	52.4	48.3	48.5	52.4	52.2	52.1	52.4
Avg. Dist. to Rail [m]	7.1	1.1	1.2	3.9	1.2	1.1	2.0	1.2	1.3	2.4



- [ ] Ranking at each section and finish
- :-:- No data available at this section
- NA No data available

Horse/Jockey Name	Indulge Me/N P Williamson
Finish Rank	3
Fastest Section Time (Section)	0:11.94 (1980 - 1800)
Top Speed [km/h] (Section)	54.4 (1980 - 1800)
Race State	Finished



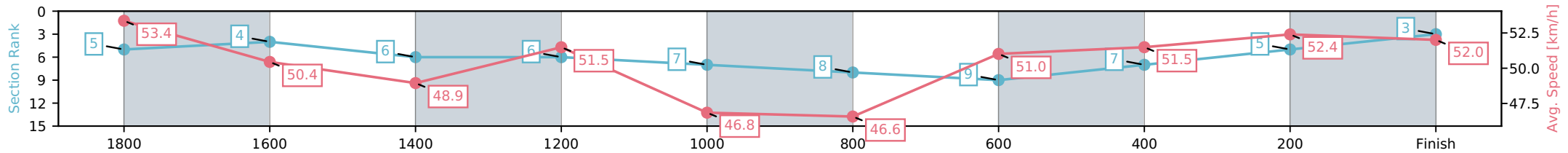
NZ Metropolitan Trotting Club Inc Harness  
 Race 9: DUNSTAN SIRES' STAKES SERIES 2YO FILLIES  
 FINAL (MOB PACE) (Gr1) - 1980m



14 November 2025 - 6:29PM

Weather: Raining

Section	L1980	L1800	L1600	L1400	L1200	L1000	L800	L600	L400	L200
Section Times	2:22.12 (0:11.94)	2:10.18 [4] (0:14.38)	1:55.80 [6] (0:14.84)	1:40.96 [6] (0:13.98)	1:26.98 [7] (0:15.55)	1:11.43 [8] (0:15.60)	0:55.83 [9] (0:14.11)	0:41.72 [7] (0:14.11)	0:27.61 [5] (0:13.96)	0:13.65 [3] (0:13.65)
Average Speed [km/h]	53.4	50.4	48.9	51.5	46.8	46.6	51.0	51.5	52.4	52.0
Top Speed [km/h]	54.4	52.5	51.0	52.0	50.7	48.6	52.6	52.4	53.7	53.9
Avg. Dist. to Rail [m]	2.3	1.4	1.3	4.4	1.5	1.3	2.3	1.4	2.4	3.9



- [ ] Ranking at each section and finish
- :-:- No data available at this section
- NA No data available

Horse/Jockey Name	River/B N Orange
Finish Rank	4
Fastest Section Time (Section)	0:11.86 (1980 - 1800)
Top Speed [km/h] (Section)	54.8 (1980 - 1800)
Race State	Finished



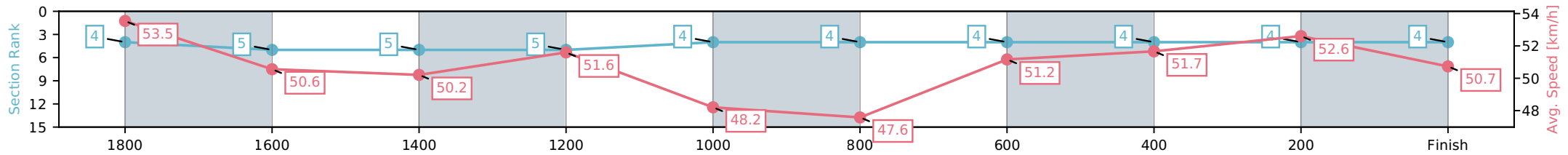
NZ Metropolitan Trotting Club Inc Harness  
 Race 9: DUNSTAN SIRES' STAKES SERIES 2YO FILLIES  
 FINAL (MOB PACE) (Gr1) - 1980m



14 November 2025 - 6:29PM

Weather: Raining

Section	L1980	L1800	L1600	L1400	L1200	L1000	L800	L600	L400	L200
Section Times	2:22.24 (0:11.86)	2:10.38 [5] (0:14.51)	1:55.87 [5] (0:14.65)	1:41.22 [5] (0:13.97)	1:27.25 [4] (0:15.35)	1:11.90 [4] (0:15.48)	0:56.42 [4] (0:14.08)	0:42.34 [4] (0:14.24)	0:28.10 [4] (0:14.10)	0:14.00 [4] (0:14.00)
Average Speed [km/h]	53.5	50.6	50.2	51.6	48.2	47.6	51.2	51.7	52.6	50.7
Top Speed [km/h]	54.8	52.2	51.3	52.5	50.8	48.7	52.7	52.5	53.0	52.2
Avg. Dist. to Rail [m]	5.3	3.1	3.1	6.0	3.4	3.1	3.9	3.0	4.6	6.0



- [ ] Ranking at each section and finish
- :-:- No data available at this section
- NA No data available

Horse/Jockey Name	Alecto/Mark Purdon
Finish Rank	5
Fastest Section Time (Section)	0:12.15 (1980 - 1800)
Top Speed [km/h] (Section)	55.0 (1980 - 1800)
Race State	Finished



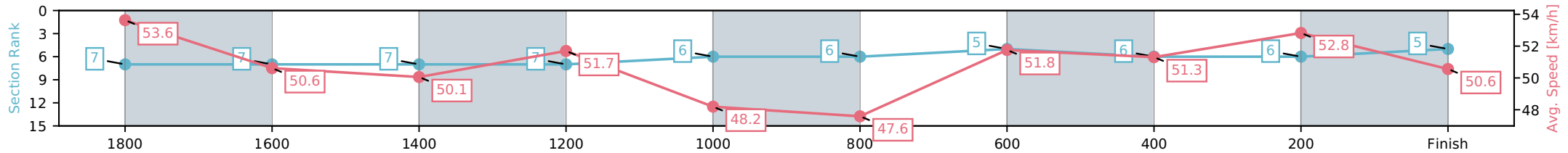
NZ Metropolitan Trotting Club Inc Harness  
 Race 9: DUNSTAN SIRES' STAKES SERIES 2YO FILLIES  
 FINAL (MOB PACE) (Gr1) - 1980m



14 November 2025 - 6:29PM

Weather: Raining

Section	L1980	L1800	L1600	L1400	L1200	L1000	L800	L600	L400	L200
Section Times	2:22.53 (0:12.15)	2:10.38 [7] (0:14.50)	1:55.88 [7] (0:14.71)	1:41.17 [7] (0:13.93)	1:27.24 [6] (0:15.35)	1:11.89 [6] (0:15.47)	0:56.42 [5] (0:13.92)	0:42.50 [6] (0:14.37)	0:28.13 [6] (0:14.09)	0:14.04 [5] (0:14.04)
Average Speed [km/h]	53.6	50.6	50.1	51.7	48.2	47.6	51.8	51.3	52.8	50.6
Top Speed [km/h]	55.0	52.4	51.6	52.6	51.8	50.1	53.0	52.1	53.4	53.0
Avg. Dist. to Rail [m]	3.8	3.1	3.0	6.1	3.3	3.1	5.3	3.6	5.1	7.5



- [ ] Ranking at each section and finish
- :-:- No data available at this section
- NA No data available

Horse/Jockey Name	Ripples/J W Cox
Finish Rank	6
Fastest Section Time (Section)	0:12.35 (1800 - 1800)
Top Speed [km/h] (Section)	54.4 (1800-1600)
Race State	Finished



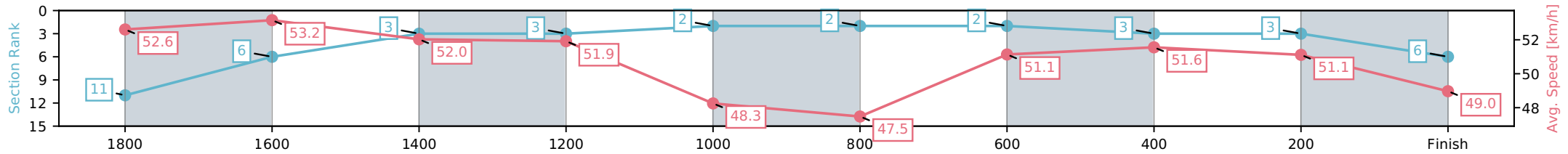
NZ Metropolitan Trotting Club Inc Harness  
 Race 9: DUNSTAN SIRES' STAKES SERIES 2YO FILLIES  
 FINAL (MOB PACE) (Gr1) - 1980m



14 November 2025 - 6:29PM

Weather: Raining

Section	L1980	L1800	L1600	L1400	L1200	L1000	L800	L600	L400	L200
Section Times	2:22.74 (0:12.35)	2:10.39 [6] (0:14.12)	1:56.27 [3] (0:14.35)	1:41.92 [3] (0:13.87)	1:28.05 [2] (0:15.34)	1:12.71 [2] (0:15.51)	0:57.20 [2] (0:14.08)	0:43.12 [3] (0:14.24)	0:28.88 [3] (0:14.38)	0:14.50 [6] (0:14.50)
Average Speed [km/h]	52.6	53.2	52.0	51.9	48.3	47.5	51.1	51.6	51.1	49.0
Top Speed [km/h]	53.3	54.4	53.1	52.4	50.5	48.4	52.6	52.5	51.4	51.3
Avg. Dist. to Rail [m]	7.2	6.3	4.8	6.4	3.5	3.1	3.8	2.9	3.1	4.8



- [ ] Ranking at each section and finish
- :-:- No data available at this section
- NA No data available

Horse/Jockey Name	Queen Lizzy/S J Ottley
Finish Rank	7
Fastest Section Time (Section)	0:11.99 (1980 - 1800)
Top Speed [km/h] (Section)	53.6 (1980 - 1800)
Race State	Finished



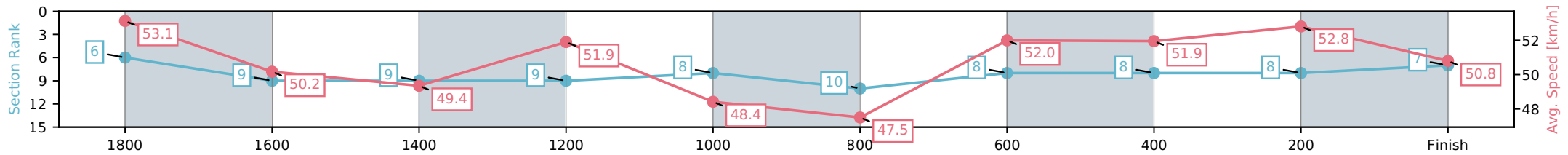
NZ Metropolitan Trotting Club Inc Harness  
 Race 9: DUNSTAN SIRES' STAKES SERIES 2YO FILLIES  
 FINAL (MOB PACE) (Gr1) - 1980m



14 November 2025 - 6:29PM

Weather: Raining

Section	L1980	L1800	L1600	L1400	L1200	L1000	L800	L600	L400	L200
Section Times	2:22.79 (0:11.99)	2:10.80 [9] (0:14.80)	1:56.00 [9] (0:14.99)	1:41.01 [9] (0:13.87)	1:27.14 [8] (0:15.30)	1:11.84 [10] (0:15.50)	0:56.34 [8] (0:13.85)	0:42.49 [8] (0:14.30)	0:28.19 [8] (0:14.22)	0:13.97 [7] (0:13.97)
Average Speed [km/h]	53.1	50.2	49.4	51.9	48.4	47.5	52.0	51.9	52.8	50.8
Top Speed [km/h]	53.6	52.8	52.0	52.8	52.2	49.8	53.2	53.2	53.4	52.9
Avg. Dist. to Rail [m]	7.2	5.1	3.5	6.2	3.4	3.1	5.2	4.4	6.3	9.1



- [ ] Ranking at each section and finish
- :-:- No data available at this section
- NA No data available

Horse/Jockey Name	Cath/S W Hill
Finish Rank	8
Fastest Section Time (Section)	0:12.17 (1980 - 1800)
Top Speed [km/h] (Section)	55.2 (1980 - 1800)
Race State	Finished



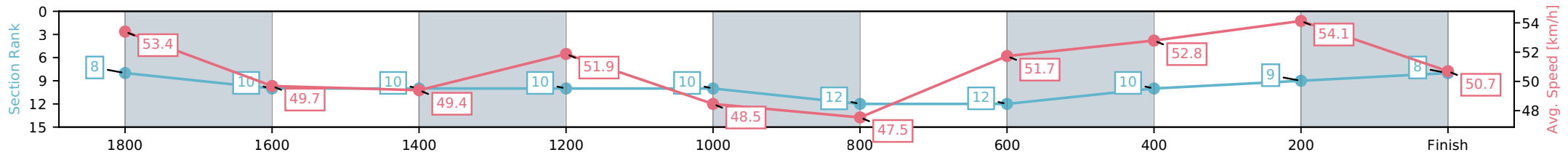
NZ Metropolitan Trotting Club Inc Harness  
 Race 9: DUNSTAN SIRES' STAKES SERIES 2YO FILLIES  
 FINAL (MOB PACE) (Gr1) - 1980m



14 November 2025 - 6:29PM

Weather: Raining

Section	L1980	L1800	L1600	L1400	L1200	L1000	L800	L600	L400	L200
Section Times	2:22.84 (0:12.17)	2:10.67 [10] (0:14.91)	1:55.76 [10] (0:14.98)	1:40.78 [10] (0:13.87)	1:26.91 [10] (0:15.32)	1:11.59 [12] (0:15.50)	0:56.09 [12] (0:13.92)	0:42.17 [10] (0:14.13)	0:28.04 [9] (0:14.05)	0:13.99 [8] (0:13.99)
Average Speed [km/h]	53.4	49.7	49.4	51.9	48.5	47.5	51.7	52.8	54.1	50.7
Top Speed [km/h]	55.2	51.4	52.6	52.9	52.5	49.1	53.0	54.5	55.1	53.3
Avg. Dist. to Rail [m]	5.4	4.6	3.5	6.3	3.6	3.2	6.6	4.9	8.1	11.1



- [ ] Ranking at each section and finish
- :-:- No data available at this section
- NA No data available

Horse/Jockey Name	War Cry/Z E Butcher
Finish Rank	9
Fastest Section Time (Section)	0:11.58 (1980 - 1800)
Top Speed [km/h] (Section)	56.3 (1980 - 1800)
Race State	Finished



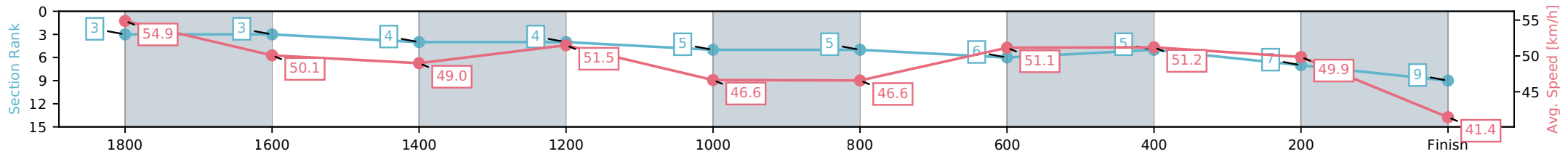
NZ Metropolitan Trotting Club Inc Harness  
 Race 9: DUNSTAN SIRES' STAKES SERIES 2YO FILLIES  
 FINAL (MOB PACE) (Gr1) - 1980m



14 November 2025 - 6:29PM

Weather: Raining

Section	L1980	L1800	L1600	L1400	L1200	L1000	L800	L600	L400	L200
Section Times	2:25.86 (0:11.58)	2:14.28 [3] (0:14.46)	1:59.82 [4] (0:14.80)	1:45.02 [4] (0:13.98)	1:31.04 [5] (0:15.58)	1:15.46 [5] (0:15.57)	0:59.89 [6] (0:14.08)	0:45.81 [5] (0:14.17)	0:31.64 [7] (0:14.54)	0:17.10 [9] (0:17.10)
Average Speed [km/h]	54.9	50.1	49.0	51.5	46.6	46.6	51.1	51.2	49.9	41.4
Top Speed [km/h]	56.3	53.5	51.0	52.3	48.4	48.8	52.5	52.1	50.6	48.4
Avg. Dist. to Rail [m]	3.6	1.1	1.2	3.9	1.2	1.0	1.7	1.2	1.0	2.3



- [ ] Ranking at each section and finish
- :-:- No data available at this section
- NA No data available

Horse/Jockey Name	Wat Next/R J Butt
Finish Rank	10
Fastest Section Time (Section)	0:12.20 (1980 - 1800)
Top Speed [km/h] (Section)	54.6 (1980 - 1800)
Race State	Finished



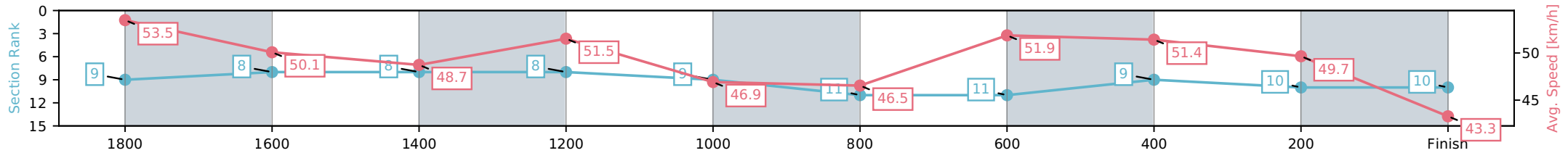
NZ Metropolitan Trotting Club Inc Harness  
 Race 9: DUNSTAN SIRES' STAKES SERIES 2YO FILLIES  
 FINAL (MOB PACE) (Gr1) - 1980m



14 November 2025 - 6:29PM

Weather: Raining

Section	L1980	L1800	L1600	L1400	L1200	L1000	L800	L600	L400	L200
Section Times	2:25.91 (0:12.20)	2:13.71 [8] (0:14.46)	1:59.25 [8] (0:14.88)	1:44.37 [8] (0:13.97)	1:30.40 [9] (0:15.50)	1:14.90 [11] (0:15.59)	0:59.31 [11] (0:13.88)	0:45.43 [9] (0:14.26)	0:31.17 [10] (0:14.78)	0:16.39 [10] (0:16.39)
Average Speed [km/h]	53.5	50.1	48.7	51.5	46.9	46.5	51.9	51.4	49.7	43.3
Top Speed [km/h]	54.6	52.0	51.1	52.3	51.5	48.4	53.0	52.5	51.0	47.3
Avg. Dist. to Rail [m]	2.0	1.2	1.1	4.0	1.3	1.1	3.6	2.7	2.7	4.7



- [ ] Ranking at each section and finish
- :-:- No data available at this section
- NA No data available

Horse/Jockey Name	Miki's Deal/M J Williamson
Finish Rank	11
Fastest Section Time (Section)	0:12.48 (1980 - 1800)
Top Speed [km/h] (Section)	53.7 (1200-1000)
Race State	Finished



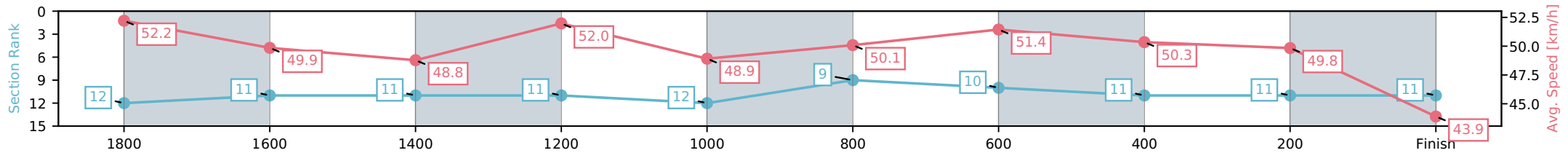
NZ Metropolitan Trotting Club Inc Harness  
 Race 9: DUNSTAN SIRES' STAKES SERIES 2YO FILLIES  
 FINAL (MOB PACE) (Gr1) - 1980m



14 November 2025 - 6:29PM

Weather: Raining

Section	L1980	L1800	L1600	L1400	L1200	L1000	L800	L600	L400	L200
Section Times	2:26.44 (0:12.48)	2:13.96 [11] (0:14.91)	1:59.05 [11] (0:15.14)	1:43.91 [11] (0:13.87)	1:30.04 [12] (0:15.15)	1:14.89 [9] (0:14.89)	1:00.00 [10] (0:13.99)	0:46.01 [11] (0:15.08)	0:30.93 [11] (0:14.77)	0:16.16 [11] (0:16.16)
Average Speed [km/h]	52.2	49.9	48.8	52.0	48.9	50.1	51.4	50.3	49.8	43.9
Top Speed [km/h]	52.9	51.9	51.5	53.7	53.7	51.3	52.5	51.0	51.1	47.1
Avg. Dist. to Rail [m]	8.8	5.6	3.3	6.0	3.7	4.5	6.7	7.3	2.5	2.8



- [ ] Ranking at each section and finish
- :-:- No data available at this section
- NA No data available

Horse/Jockey Name	Bettor Belle/R T May
Finish Rank	12
Fastest Section Time (Section)	0:12.29 (1980 - 1800)
Top Speed [km/h] (Section)	53.1 (1980 - 1800)
Race State	Finished



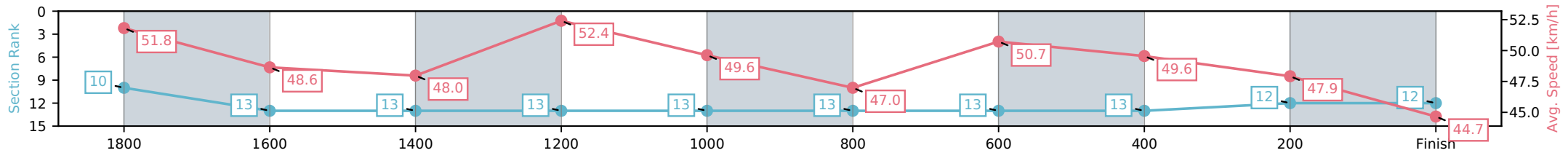
NZ Metropolitan Trotting Club Inc Harness  
 Race 9: DUNSTAN SIRES' STAKES SERIES 2YO FILLIES  
 FINAL (MOB PACE) (Gr1) - 1980m



14 November 2025 - 6:29PM

Weather: Raining

Section	L1980	L1800	L1600	L1400	L1200	L1000	L800	L600	L400	L200
Section Times	2:26.89 (0:12.29)	2:14.60 [13] (0:15.50)	1:59.10 [13] (0:15.46)	1:43.64 [13] (0:13.73)	1:29.91 [13] (0:14.65)	1:15.26 [13] (0:15.47)	0:59.79 [13] (0:14.18)	0:45.61 [13] (0:14.64)	0:30.97 [12] (0:15.10)	0:15.87 [12] (0:15.87)
Average Speed [km/h]	51.8	48.6	48.0	52.4	49.6	47.0	50.7	49.6	47.9	44.7
Top Speed [km/h]	53.1	49.8	50.9	53.1	52.9	50.4	51.9	51.4	49.2	47.3
Avg. Dist. to Rail [m]	12.1	7.7	3.7	4.1	1.2	1.3	3.9	1.3	0.9	1.7



- [ ] Ranking at each section and finish
- :-:- No data available at this section
- NA No data available

Horse/Jockey Name	Shezsofast/A P T Poutama
Finish Rank	13
Fastest Section Time (Section)	0:12.56 (1980 - 1800)
Top Speed [km/h] (Section)	54.1 (1980 - 1800)
Race State	Finished



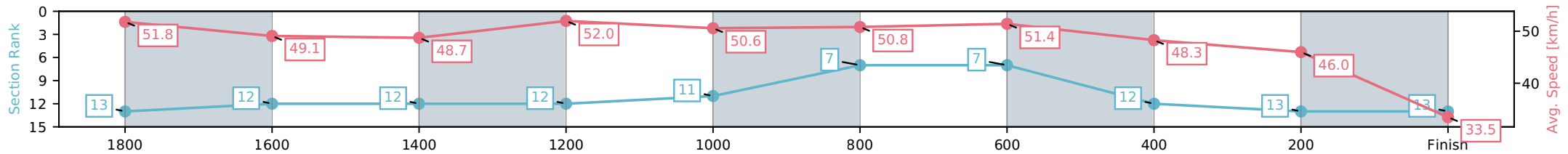
NZ Metropolitan Trotting Club Inc Harness  
 Race 9: DUNSTAN SIRES' STAKES SERIES 2YO FILLIES  
 FINAL (MOB PACE) (Gr1) - 1980m



14 November 2025 - 6:29PM

Weather: Raining

Section	L1980	L1800	L1600	L1400	L1200	L1000	L800	L600	L400	L200
Section Times	2:32.90 (0:12.56)	2:20.34 [12] (0:15.13)	2:05.21 [12] (0:15.16)	1:50.05 [12] (0:13.85)	1:36.20 [11] (0:14.76)	1:21.44 [7] (0:14.69)	1:06.75 [7] (0:14.00)	0:52.75 [12] (0:15.56)	0:37.19 [13] (0:16.02)	0:21.17 [13] (0:21.17)
Average Speed [km/h]	51.8	49.1	48.7	52.0	50.6	50.8	51.4	48.3	46.0	33.5
Top Speed [km/h]	54.1	53.1	51.5	53.6	53.8	52.2	52.1	50.2	47.8	41.6
Avg. Dist. to Rail [m]	10.4	5.7	3.3	6.0	4.4	4.7	6.8	6.0	3.3	7.1



- [ ] Ranking at each section and finish
- :-:- No data available at this section
- NA No data available



# NZ Metropolitan Trotting Club Inc Harness

Race 10: AZAP ELECTRICAL NZ TROTTING FREE-FOR-ALL (MOBILE TROT) (Gr1) - 1980m

14 November 2025 - 7:04PM



Weather: Raining

Field Times	2:24.07	2:12.89	1:57.70	1:41.70	1:27.26	1:12.57	0:57.85	0:44.08
(Race Tempo)	(0:11.18)	(0:15.19)	(0:16.00)	(0:14.44)	(0:14.69)	(0:14.72)	(0:13.77)	(0:14.47)

Rank	TAB#	Horse	Overall Time	First 400m	Top Speed km/h (Section)	L1980	L1800	L1600	L1400	L1200	L1000	L800	L600
	(BAR#)	Driver	Margin (DT-W)	Last 600m	Fastest Section (Time)	Start - 1800	1800 - 1600	1600 - 1400	1400 - 1200	1200 - 1000	1000 - 800	800 - 600	600 - 400
1	10	Gus	2:24.07	0:29.91	53.4 (1400-1200)	2:24.07	2:11.09 [7]	1:55.71 [5]	1:40.92 [2]	1:27.17 [2]	1:12.47 [2]	0:57.71 [2]	0:44.00 [2]
	(U2)	P J McMullen		0:44.00	1980 - 1800 (0:12.98)	(0:12.98)	(0:15.38)	(0:14.79)	(0:13.75)	(0:14.70)	(0:14.76)	(0:13.71)	(0:14.40)
2	5	Muscle Mountain	2:24.13	0:29.52	54.9 (1980 - 1800)	2:24.13	2:12.04 [5]	1:56.29 [6]	1:40.73 [6]	1:26.58 [6]	1:11.89 [6]	0:57.09 [5]	0:43.45 [4]
	(5)	B T Hope	0.4L (+2)	0:43.45	1980 - 1800 (0:12.09)	(0:12.09)	(0:15.75)	(0:15.56)	(0:14.15)	(0:14.69)	(0:14.80)	(0:13.64)	(0:14.17)
3	9	Oscar Bonavena	2:24.22	0:30.18	54.1 (800-600)	2:24.22	2:11.59 [9]	1:55.69 [10]	1:40.14 [9]	1:26.06 [10]	1:11.38 [10]	0:56.53 [9]	0:42.93 [9]
	(U1)	Mark Purdon	0.9L (+0)	0:42.93	1980 - 1800 (0:12.63)	(0:12.63)	(0:15.90)	(0:15.55)	(0:14.08)	(0:14.68)	(0:14.85)	(0:13.60)	(0:14.38)
4	2	Mighty Logan	2:24.38	0:28.33	55.9 (1980 - 1800)	2:24.38	2:12.82 [2]	1:57.68 [2]	1:41.70 [3]	1:27.23 [3]	1:12.55 [3]	0:57.82 [3]	0:44.09 [3]
	(2)	John R Dunn	1.7L (-18)	0:44.09	1980 - 1800 (0:11.56)	(0:11.56)	(0:15.14)	(0:15.98)	(0:14.47)	(0:14.68)	(0:14.73)	(0:13.73)	(0:14.45)
5	4	Midnight Dash	2:24.81	0:29.83	53.4 (800-600)	2:24.81	2:12.45 [6]	1:56.65 [8]	1:41.06 [7]	1:26.97 [8]	1:12.26 [8]	0:57.41 [8]	0:43.74 [6]
	(4)	G N Thornley	4.1L (-7)	0:43.74	1980 - 1800 (0:12.36)	(0:12.36)	(0:15.80)	(0:15.59)	(0:14.09)	(0:14.71)	(0:14.85)	(0:13.67)	(0:14.24)
6	3	Bet N Win	2:25.22	0:28.69	55.2 (1980 - 1800)	2:25.22	2:13.44 [3]	1:58.18 [3]	1:42.20 [5]	1:27.72 [5]	1:13.06 [5]	0:58.32 [4]	0:44.61 [5]
	(3)	R J Butt	6.4L (-14)	0:44.61	1980 - 1800 (0:11.78)	(0:11.78)	(0:15.26)	(0:15.98)	(0:14.48)	(0:14.66)	(0:14.74)	(0:13.71)	(0:14.32)
7	7	Parisian Artiste	2:25.70	0:29.98	52.9 (800-600)	2:25.70	2:12.79 [8]	1:57.26 [7]	1:42.17 [8]	1:27.70 [7]	1:13.19 [7]	0:58.46 [7]	0:44.64 [7]
	(7)	T J French	9L (-22)	0:44.64	1980 - 1800 (0:12.91)	(0:12.91)	(0:15.53)	(0:15.09)	(0:14.47)	(0:14.51)	(0:14.73)	(0:13.82)	(0:14.37)
8	6	Jilliby Ballerini	2:25.73	0:28.00	58.7 (1980 - 1800)	2:25.73	2:14.55 [1]	1:59.37 [1]	1:43.37 [1]	1:28.93 [1]	1:14.24 [1]	0:59.52 [1]	0:45.75 [1]
	(6)	J P Lee	9.2L (-20)	0:45.75	1980 - 1800 (0:11.18)	(0:11.18)	(0:15.18)	(0:16.00)	(0:14.44)	(0:14.69)	(0:14.72)	(0:13.77)	(0:14.48)
9	1	Mr Love	2:25.83	0:29.06	53.1 (1980 - 1800)	2:25.83	2:13.58 [4]	1:58.41 [4]	1:42.72 [4]	1:28.60 [4]	1:13.69 [4]	0:58.97 [6]	0:45.13 [8]
	(1)	R T May	9.8L (+0)	0:45.13	1980 - 1800 (0:12.25)	(0:12.25)	(0:15.17)	(0:15.69)	(0:14.12)	(0:14.91)	(0:14.72)	(0:13.84)	(0:14.80)
10	8	Maui	2:26.64	0:30.32	52.3 (1980 - 1800)	2:26.64	2:13.53 [10]	1:57.86 [9]	1:42.82 [10]	1:28.35 [9]	1:13.84 [9]	0:59.07 [10]	0:45.01 [10]
	(8)	L D McCormick	14.3L (-19)	0:45.01	1980 - 1800 (0:13.11)	(0:13.11)	(0:15.67)	(0:15.04)	(0:14.47)	(0:14.51)	(0:14.77)	(0:14.06)	(0:14.46)

[ ] Position in running at each section and finish  
 TAB# Saddle cloth number  
 -:-:- No data available at this section  
 BAR# Barrier/Gate Position  
 NA No data available  
 DNF Did not finish  
 DNT Did not track  
 DT-W Distance travelled compared to winner in metres

Fastest split  
 Fastest section



# NZ Metropolitan Trotting Club Inc Harness

Race 10: AZAP ELECTRICAL NZ TROTTING FREE-FOR-ALL (MOBILE TROT) (Gr1) - 1980m

14 November 2025 - 7:04PM



Weather: Raining

Field Times                      0:29.61      0:14.91  
(Race Tempo)                      (0:14.70)      (0:14.91)

Rank	TAB#	Horse	Overall Time	First 400m	Top Speed km/h (Section)	L400	L200						
	(BAR#)	Driver	Margin (DT-W)	Last 600m	Fastest Section (Time)	400 - 200	200 - Finish						
1	10	Gus	2:24.07	0:29.91	53.4 (1400-1200)	0:29.60 [1]	0:14.92 [1]						
	(U2)	P J McMullen		0:44.00	1980 - 1800 (0:12.98)	(0:14.68)	(0:14.92)						
2	5	Muscle Mountain	2:24.13	0:29.52	54.9 (1980 - 1800)	0:29.28 [2]	0:14.58 [2]						
	(5)	B T Hope	0.4L (+2)	0:43.45	1980 - 1800 (0:12.09)	(0:14.70)	(0:14.58)						
3	9	Oscar Bonavena	2:24.22	0:30.18	54.1 (800-600)	0:28.55 [6]	0:14.25 [3]						
	(U1)	Mark Purdon	0.9L (+0)	0:42.93	1980 - 1800 (0:12.63)	(0:14.30)	(0:14.25)						
4	2	Mighty Logan	2:24.38	0:28.33	55.9 (1980 - 1800)	0:29.64 [4]	0:14.61 [4]						
	(2)	John R Dunn	1.7L (-18)	0:44.09	1980 - 1800 (0:11.56)	(0:15.03)	(0:14.61)						
5	4	Midnight Dash	2:24.81	0:29.83	53.4 (800-600)	0:29.50 [7]	0:14.60 [5]						
	(4)	G N Thornley	4.1L (-7)	0:43.74	1980 - 1800 (0:12.36)	(0:14.90)	(0:14.60)						
6	3	Bet N Win	2:25.22	0:28.69	55.2 (1980 - 1800)	0:30.29 [5]	0:15.36 [6]						
	(3)	R J Butt	6.4L (-14)	0:44.61	1980 - 1800 (0:11.78)	(0:14.93)	(0:15.36)						
7	7	Parisian Artiste	2:25.70	0:29.98	52.9 (800-600)	0:30.27 [8]	0:15.40 [7]						
	(7)	T J French	9L (-22)	0:44.64	1980 - 1800 (0:12.91)	(0:14.87)	(0:15.40)						
8	6	Jiliby Ballerini	2:25.73	0:28.00	58.7 (1980 - 1800)	0:31.27 [3]	0:16.14 [8]						
	(6)	J P Lee	9.2L (-20)	0:45.75	1980 - 1800 (0:11.18)	(0:15.13)	(0:16.14)						
9	1	Mr Love	2:25.83	0:29.06	53.1 (1980 - 1800)	0:30.33 [9]	0:15.14 [9]						
	(1)	R T May	9.8L (+0)	0:45.13	1980 - 1800 (0:12.25)	(0:15.19)	(0:15.14)						
10	8	Maui	2:26.64	0:30.32	52.3 (1980 - 1800)	0:30.55 [10]	0:15.62 [10]						
	(8)	L D McCormick	14.3L (-19)	0:45.01	1980 - 1800 (0:13.11)	(0:14.93)	(0:15.62)						

[ ] Position in running at each section and finish    TAB# Saddle cloth number  
 -:-:- No data available at this section                    BAR# Barrier/Gate Position  
 NA No data available    DNF Did not finish  
 DNT Did not track     DT-W Distance travelled compared to winner in metres

Fastest split  
 Fastest section

Horse/Jockey Name	Gus/P J McMullen
Finish Rank	1
Fastest Section Time (Section)	0:12.98 (1980 - 1800)
Top Speed [km/h] (Section)	53.4 (1400-1200)
Race State	Finished



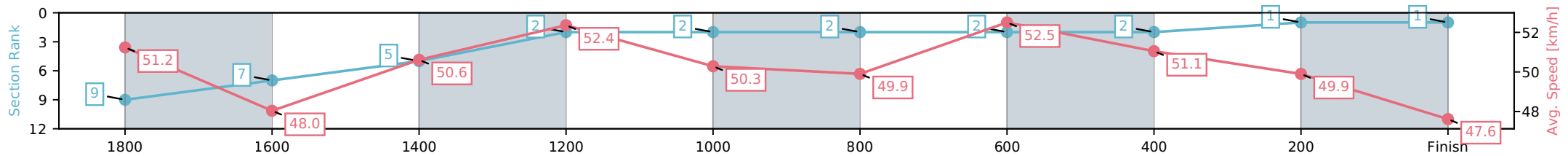
NZ Metropolitan Trotting Club Inc Harness  
 Race 10: AZAP ELECTRICAL NZ TROTTING FREE-FOR-ALL  
 (MOBILE TROT) (Gr1) - 1980m



14 November 2025 - 7:04PM

Weather: Raining

Section	L1980	L1800	L1600	L1400	L1200	L1000	L800	L600	L400	L200
Section Times	2:24.07 (0:12.98)	2:11.09 [7] (0:15.38)	1:55.71 [5] (0:14.79)	1:40.92 [2] (0:13.75)	1:27.17 [2] (0:14.70)	1:12.47 [2] (0:14.76)	0:57.71 [2] (0:13.71)	0:44.00 [2] (0:14.40)	0:29.60 [1] (0:14.68)	0:14.92 [1] (0:14.92)
Average Speed [km/h]	51.2	48.0	50.6	52.4	50.3	49.9	52.5	51.1	49.9	47.6
Top Speed [km/h]	53.0	51.0	51.8	53.4	52.0	51.5	52.8	52.2	51.0	48.5
Avg. Dist. to Rail [m]	7.7	3.9	5.1	6.7	3.5	3.2	4.4	3.1	2.6	4.0



- [ ] Ranking at each section and finish
- :-:- No data available at this section
- NA No data available

Horse/Jockey Name	Muscle Mountain/B T Hope
Finish Rank	2
Fastest Section Time (Section)	0:12.09 (1980 - 1800)
Top Speed [km/h] (Section)	54.9 (1980 - 1800)
Race State	Finished



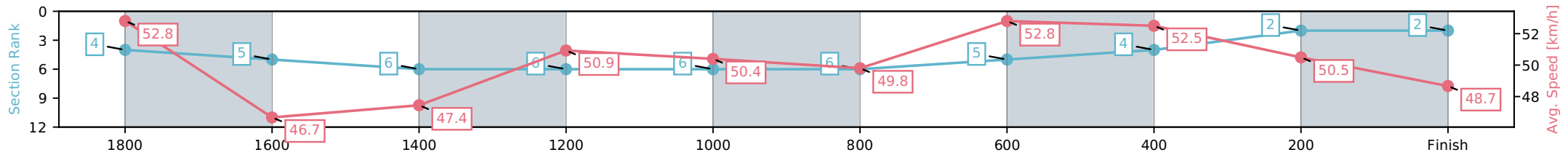
NZ Metropolitan Trotting Club Inc Harness  
 Race 10: AZAP ELECTRICAL NZ TROTTING FREE-FOR-ALL  
 (MOBILE TROT) (Gr1) - 1980m



14 November 2025 - 7:04PM

Weather: Raining

Section	L1980	L1800	L1600	L1400	L1200	L1000	L800	L600	L400	L200
Section Times	2:24.13 (0:12.09)	2:12.04 [5] (0:15.75)	1:56.29 [6] (0:15.56)	1:40.73 [6] (0:14.15)	1:26.58 [6] (0:14.69)	1:11.89 [6] (0:14.80)	0:57.09 [5] (0:13.64)	0:43.45 [4] (0:14.17)	0:29.28 [2] (0:14.70)	0:14.58 [2] (0:14.58)
Average Speed [km/h]	52.8	46.7	47.4	50.9	50.4	49.8	52.8	52.5	50.5	48.7
Top Speed [km/h]	54.9	52.6	50.1	52.1	52.0	51.0	54.4	53.7	51.8	50.1
Avg. Dist. to Rail [m]	6.5	3.2	3.3	5.8	3.6	3.3	5.3	5.0	4.4	5.9



[ ] Ranking at each section and finish  
 -:-:- No data available at this section  
 NA No data available

Horse/Jockey Name	Oscar Bonavena/Mark Purdon
Finish Rank	3
Fastest Section Time (Section)	0:12.63 (1980 - 1800)
Top Speed [km/h] (Section)	54.1 (800-600)
Race State	Finished



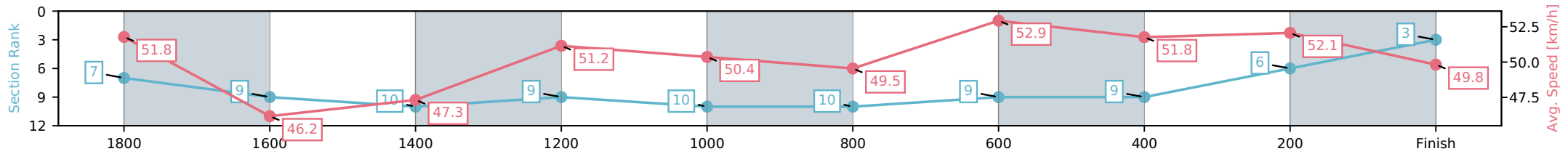
NZ Metropolitan Trotting Club Inc Harness  
 Race 10: AZAP ELECTRICAL NZ TROTTING FREE-FOR-ALL  
 (MOBILE TROT) (Gr1) - 1980m



14 November 2025 - 7:04PM

Weather: Raining

Section	L1980	L1800	L1600	L1400	L1200	L1000	L800	L600	L400	L200
Section Times	2:24.22 (0:12.63)	2:11.59 [9] (0:15.90)	1:55.69 [10] (0:15.55)	1:40.14 [9] (0:14.08)	1:26.06 [10] (0:14.68)	1:11.38 [10] (0:14.85)	0:56.53 [9] (0:13.60)	0:42.93 [9] (0:14.38)	0:28.55 [6] (0:14.30)	0:14.25 [3] (0:14.25)
Average Speed [km/h]	51.8	46.2	47.3	51.2	50.4	49.5	52.9	51.8	52.1	49.8
Top Speed [km/h]	52.7	49.8	50.6	52.3	52.3	51.4	54.1	53.8	52.7	51.3
Avg. Dist. to Rail [m]	6.6	3.2	2.9	5.9	3.4	3.1	5.3	4.7	4.9	7.9



[ ] Ranking at each section and finish  
 -:-:- No data available at this section  
 NA No data available

Horse/Jockey Name	Mighty Logan/John R Dunn
Finish Rank	4
Fastest Section Time (Section)	0:11.56 (1980 - 1800)
Top Speed [km/h] (Section)	55.9 (1980 - 1800)
Race State	Finished



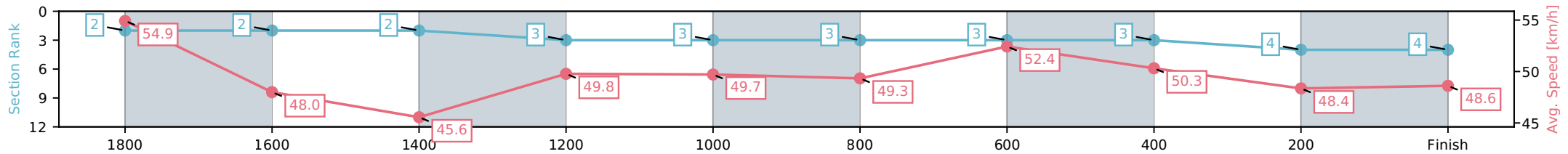
NZ Metropolitan Trotting Club Inc Harness  
 Race 10: AZAP ELECTRICAL NZ TROTTING FREE-FOR-ALL  
 (MOBILE TROT) (Gr1) - 1980m



14 November 2025 - 7:04PM

Weather: Raining

Section	L1980	L1800	L1600	L1400	L1200	L1000	L800	L600	L400	L200
Section Times	2:24.38 (0:11.56)	2:12.82 [2] (0:15.14)	1:57.68 [2] (0:15.98)	1:41.70 [3] (0:14.47)	1:27.23 [3] (0:14.68)	1:12.55 [3] (0:14.73)	0:57.82 [3] (0:13.73)	0:44.09 [3] (0:14.45)	0:29.64 [4] (0:15.03)	0:14.61 [4] (0:14.61)
Average Speed [km/h]	54.9	48.0	45.6	49.8	49.7	49.3	52.4	50.3	48.4	48.6
Top Speed [km/h]	55.9	54.0	47.7	51.8	51.2	51.2	53.1	51.9	49.5	49.7
Avg. Dist. to Rail [m]	2.8	1.8	1.5	4.0	1.8	1.5	2.8	1.8	1.3	2.4



- [ ] Ranking at each section and finish
- :-:- No data available at this section
- NA No data available

Horse/Jockey Name	Midnight Dash/G N Thornley
Finish Rank	5
Fastest Section Time (Section)	0:12.36 (1980 - 1800)
Top Speed [km/h] (Section)	53.4 (800-600)
Race State	Finished



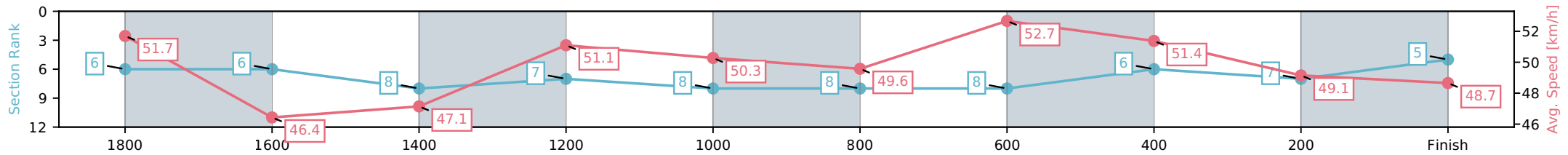
NZ Metropolitan Trotting Club Inc Harness  
 Race 10: AZAP ELECTRICAL NZ TROTTING FREE-FOR-ALL  
 (MOBILE TROT) (Gr1) - 1980m



14 November 2025 - 7:04PM

Weather: Raining

Section	L1980	L1800	L1600	L1400	L1200	L1000	L800	L600	L400	L200
Section Times	2:24.81 (0:12.36)	2:12.45 [6] (0:15.80)	1:56.65 [8] (0:15.59)	1:41.06 [7] (0:14.09)	1:26.97 [8] (0:14.71)	1:12.26 [8] (0:14.85)	0:57.41 [8] (0:13.67)	0:43.74 [6] (0:14.24)	0:29.50 [7] (0:14.90)	0:14.60 [5] (0:14.60)
Average Speed [km/h]	51.7	46.4	47.1	51.1	50.3	49.6	52.7	51.4	49.1	48.7
Top Speed [km/h]	52.3	50.1	50.8	52.1	52.1	51.4	53.4	53.4	50.1	49.5
Avg. Dist. to Rail [m]	4.8	2.9	2.8	5.8	3.4	3.1	4.6	2.6	2.8	6.8



- [ ] Ranking at each section and finish
- :-:- No data available at this section
- NA No data available

Horse/Jockey Name	Bet N Win/R J Butt
Finish Rank	6
Fastest Section Time (Section)	0:11.78 (1980 - 1800)
Top Speed [km/h] (Section)	55.2 (1980 - 1800)
Race State	Finished



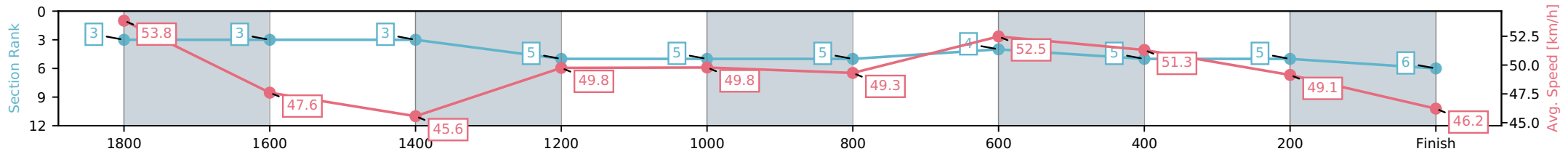
NZ Metropolitan Trotting Club Inc Harness  
 Race 10: AZAP ELECTRICAL NZ TROTTING FREE-FOR-ALL  
 (MOBILE TROT) (Gr1) - 1980m



14 November 2025 - 7:04PM

Weather: Raining

Section	L1980	L1800	L1600	L1400	L1200	L1000	L800	L600	L400	L200
Section Times	2:25.22 (0:11.78)	2:13.44 [3] (0:15.26)	1:58.18 [3] (0:15.98)	1:42.20 [5] (0:14.48)	1:27.72 [5] (0:14.66)	1:13.06 [5] (0:14.74)	0:58.32 [4] (0:13.71)	0:44.61 [5] (0:14.32)	0:30.29 [5] (0:14.93)	0:15.36 [6] (0:15.36)
Average Speed [km/h]	53.8	47.6	45.6	49.8	49.8	49.3	52.5	51.3	49.1	46.2
Top Speed [km/h]	55.2	51.3	48.3	51.7	51.6	51.1	53.1	52.0	50.6	47.4
Avg. Dist. to Rail [m]	4.4	1.9	1.5	3.8	1.8	1.5	2.9	2.9	2.9	5.2



- [ ] Ranking at each section and finish
- :-:- No data available at this section
- NA No data available

Horse/Jockey Name	Parisian Artiste/T J French
Finish Rank	7
Fastest Section Time (Section)	0:12.91 (1980 - 1800)
Top Speed [km/h] (Section)	52.9 (800-600)
Race State	Finished



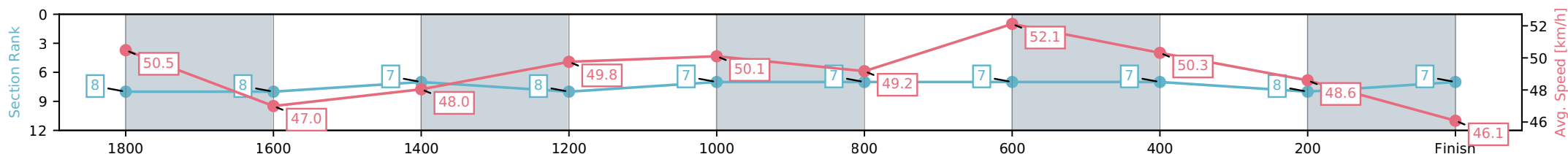
NZ Metropolitan Trotting Club Inc Harness  
 Race 10: AZAP ELECTRICAL NZ TROTTING FREE-FOR-ALL  
 (MOBILE TROT) (Gr1) - 1980m



14 November 2025 - 7:04PM

Weather: Raining

Section	L1980	L1800	L1600	L1400	L1200	L1000	L800	L600	L400	L200
Section Times	2:25.70 (0:12.91)	2:12.79 [8] (0:15.53)	1:57.26 [7] (0:15.09)	1:42.17 [8] (0:14.47)	1:27.70 [7] (0:14.51)	1:13.19 [7] (0:14.73)	0:58.46 [7] (0:13.82)	0:44.64 [7] (0:14.37)	0:30.27 [8] (0:14.87)	0:15.40 [7] (0:15.40)
Average Speed [km/h]	50.5	47.0	48.0	49.8	50.1	49.2	52.1	50.3	48.6	46.1
Top Speed [km/h]	51.9	48.9	49.5	51.8	51.9	50.6	52.9	52.2	49.5	48.2
Avg. Dist. to Rail [m]	8.7	3.2	0.9	3.4	1.3	1.1	2.2	0.9	0.7	2.1



- [ ] Ranking at each section and finish
- :-:- No data available at this section
- NA No data available

Horse/Jockey Name	Jiliby Ballerini/J P Lee
Finish Rank	8
Fastest Section Time (Section)	0:11.18 (1980 - 1800)
Top Speed [km/h] (Section)	58.7 (1980 - 1800)
Race State	Finished



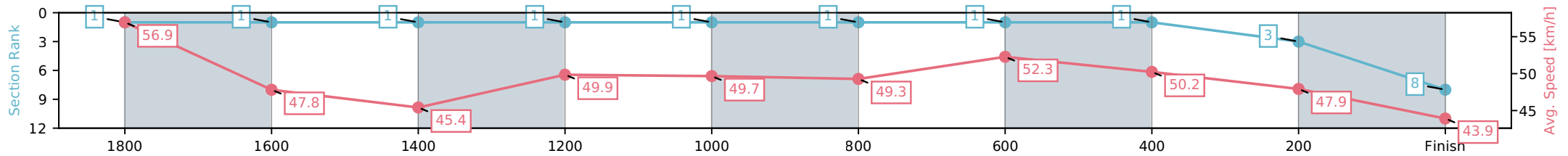
NZ Metropolitan Trotting Club Inc Harness  
 Race 10: AZAP ELECTRICAL NZ TROTTING FREE-FOR-ALL  
 (MOBILE TROT) (Gr1) - 1980m



14 November 2025 - 7:04PM

Weather: Raining

Section	L1980	L1800	L1600	L1400	L1200	L1000	L800	L600	L400	L200
Section Times	2:25.73 (0:11.18)	2:14.55 [1] (0:15.18)	1:59.37 [1] (0:16.00)	1:43.37 [1] (0:14.44)	1:28.93 [1] (0:14.69)	1:14.24 [1] (0:14.72)	0:59.52 [1] (0:13.77)	0:45.75 [1] (0:14.48)	0:31.27 [3] (0:15.13)	0:16.14 [8] (0:16.14)
Average Speed [km/h]	56.9	47.8	45.4	49.9	49.7	49.3	52.3	50.2	47.9	43.9
Top Speed [km/h]	58.7	55.6	47.5	51.7	51.1	51.7	52.6	51.6	49.1	46.7
Avg. Dist. to Rail [m]	8.0	1.8	1.3	3.6	1.7	1.2	2.6	1.7	1.3	3.7



- [ ] Ranking at each section and finish
- :-:- No data available at this section
- NA No data available

Horse/Jockey Name	Mr Love/R T May
Finish Rank	9
Fastest Section Time (Section)	0:12.25 (1980 - 1800)
Top Speed [km/h] (Section)	53.1 (1980 - 1800)
Race State	Finished



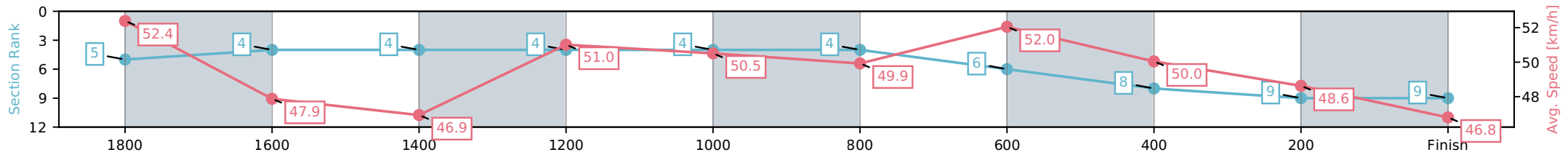
NZ Metropolitan Trotting Club Inc Harness  
 Race 10: AZAP ELECTRICAL NZ TROTTING FREE-FOR-ALL  
 (MOBILE TROT) (Gr1) - 1980m



14 November 2025 - 7:04PM

Weather: Raining

Section	L1980	L1800	L1600	L1400	L1200	L1000	L800	L600	L400	L200
Section Times	2:25.83 (0:12.25)	2:13.58 [4] (0:15.17)	1:58.41 [4] (0:15.69)	1:42.72 [4] (0:14.12)	1:28.60 [4] (0:14.91)	1:13.69 [4] (0:14.72)	0:58.97 [6] (0:13.84)	0:45.13 [8] (0:14.80)	0:30.33 [9] (0:15.19)	0:15.14 [9] (0:15.14)
Average Speed [km/h]	52.4	47.9	46.9	51.0	50.5	49.9	52.0	50.0	48.6	46.8
Top Speed [km/h]	53.1	52.4	50.2	52.4	51.9	51.0	52.5	51.6	49.7	48.6
Avg. Dist. to Rail [m]	1.9	1.3	3.2	7.4	5.5	3.2	3.7	4.1	4.0	8.1



- [ ] Ranking at each section and finish
- :-:- No data available at this section
- NA No data available

Horse/Jockey Name	Maui/L D McCormick
Finish Rank	10
Fastest Section Time (Section)	0:13.11 (1980 - 1800)
Top Speed [km/h] (Section)	52.3 (1980 - 1800)
Race State	Finished



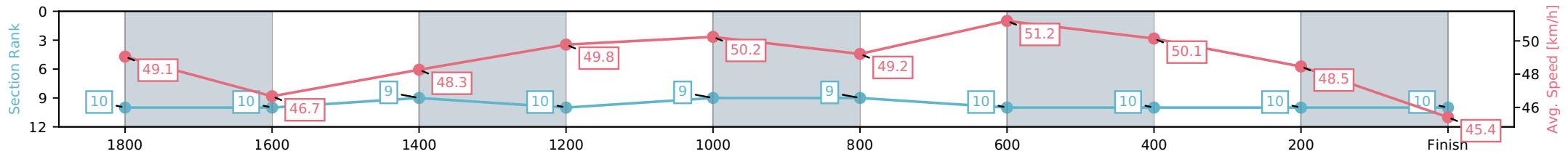
NZ Metropolitan Trotting Club Inc Harness  
 Race 10: AZAP ELECTRICAL NZ TROTTING FREE-FOR-ALL  
 (MOBILE TROT) (Gr1) - 1980m



14 November 2025 - 7:04PM

Weather: Raining

Section	L1980	L1800	L1600	L1400	L1200	L1000	L800	L600	L400	L200
Section Times	2:26.64 (0:13.11)	2:13.53 [10] (0:15.67)	1:57.86 [9] (0:15.04)	1:42.82 [10] (0:14.47)	1:28.35 [9] (0:14.51)	1:13.84 [9] (0:14.77)	0:59.07 [10] (0:14.06)	0:45.01 [10] (0:14.46)	0:30.55 [10] (0:14.93)	0:15.62 [10] (0:15.62)
Average Speed [km/h]	49.1	46.7	48.3	49.8	50.2	49.2	51.2	50.1	48.5	45.4
Top Speed [km/h]	52.3	48.3	49.8	52.1	52.1	50.4	51.5	50.5	50.3	47.3
Avg. Dist. to Rail [m]	10.9	3.6	1.2	3.6	1.6	1.4	2.3	1.1	1.0	2.6



- [ ] Ranking at each section and finish
- :-:- No data available at this section
- NA No data available



# NZ Metropolitan Trotting Club Inc Harness

Race 11: HILL LEE & SCOTT 'THE VELOCITY' (MOBILE PACE) (Listed) - 1980m

14 November 2025 - 7:33PM



Weather: Raining

Field Times	2:17.54	2:06.44	1:52.28	1:37.39	1:22.58	1:08.09	0:54.00	0:40.66
(Race Tempo)	(0:11.11)	(0:14.16)	(0:14.88)	(0:14.81)	(0:14.49)	(0:14.09)	(0:13.34)	(0:13.46)

Rank	TAB#	Horse	Overall Time	First 400m	Top Speed km/h (Section)	L1980	L1800	L1600	L1400	L1200	L1000	L800	L600
	(BAR#)	Driver	Margin (DT-W)	Last 600m	Fastest Section (Time)	Start - 1800	1800 - 1600	1600 - 1400	1400 - 1200	1200 - 1000	1000 - 800	800 - 600	600 - 400
1	6	Got The Chocolates	2:17.54	0:27.32	56.4 (1980 - 1800)	2:17.54	2:06.02 [4]	1:51.66 [2]	1:37.06 [2]	1:22.35 [2]	1:07.81 [2]	0:53.69 [2]	0:40.40 [2]
	(6)	John R Dunn		0:40.40	1980 - 1800 (0:11.52)	(0:11.52)	(0:14.36)	(0:14.60)	(0:14.71)	(0:14.54)	(0:14.12)	(0:13.29)	(0:13.55)
2	2	Marketplace	2:17.59	0:26.69	59.1 (1980 - 1800)	2:17.59	2:06.49 [1]	1:52.33 [1]	1:37.45 [1]	1:22.64 [1]	1:08.14 [1]	0:54.05 [1]	0:40.72 [1]
	(2)	C R Ferguson	0.3L (-21)	0:40.72	1980 - 1800 (0:11.10)	(0:11.10)	(0:14.16)	(0:14.88)	(0:14.81)	(0:14.50)	(0:14.09)	(0:13.33)	(0:13.46)
3	5	Fate Awaits	2:18.93	0:27.19	57.5 (1980 - 1800)	2:18.93	2:07.62 [3]	1:53.21 [4]	1:38.20 [4]	1:23.43 [4]	1:08.90 [5]	0:54.77 [4]	0:41.46 [4]
	(5)	G W Dixon	7.7L (-5)	0:41.46	1980 - 1800 (0:11.31)	(0:11.31)	(0:14.41)	(0:15.01)	(0:14.77)	(0:14.53)	(0:14.13)	(0:13.31)	(0:13.59)
4	9	Bettors Anvil	2:19.31	0:27.86	56.1 (400-200)	2:19.31	2:07.36 [8]	1:52.90 [7]	1:38.05 [8]	1:23.17 [8]	1:08.66 [7]	0:54.82 [8]	0:41.22 [6]
	(9)	T M Williams	9.8L (-15)	0:41.22	1980 - 1800 (0:11.95)	(0:11.95)	(0:14.46)	(0:14.85)	(0:14.88)	(0:14.51)	(0:13.84)	(0:13.60)	(0:13.53)
5	4	Greased Lightnin	2:19.91	0:27.50	57.4 (1980 - 1800)	2:19.91	2:08.54 [6]	1:53.95 [6]	1:38.87 [6]	1:24.10 [6]	1:09.62 [6]	0:55.47 [5]	0:42.15 [5]
	(4)	Z E Butcher	13.2L (-6)	0:42.15	1980 - 1800 (0:11.37)	(0:11.37)	(0:14.59)	(0:15.08)	(0:14.77)	(0:14.48)	(0:14.15)	(0:13.32)	(0:13.64)
6	1	Captains Mistress	2:19.99	0:27.15	58.1 (1980 - 1800)	2:19.99	2:08.54 [2]	1:54.33 [3]	1:39.46 [3]	1:24.66 [3]	1:10.23 [3]	0:56.12 [3]	0:42.75 [3]
	(1)	N P Williamson	13.6L (-21)	0:42.75	1980 - 1800 (0:11.45)	(0:11.45)	(0:14.21)	(0:14.87)	(0:14.80)	(0:14.43)	(0:14.11)	(0:13.37)	(0:13.61)
7	8	Bar Louie	2:21.05	0:27.81	57.5 (1980 - 1800)	2:21.05	2:09.40 [7]	1:54.80 [8]	1:39.70 [7]	1:24.94 [7]	1:10.47 [8]	0:56.30 [7]	0:42.97 [8]
	(8)	J W Cox	19.5L (+0)	0:42.97	1980 - 1800 (0:11.65)	(0:11.65)	(0:14.60)	(0:15.10)	(0:14.76)	(0:14.47)	(0:14.17)	(0:13.33)	(0:13.70)
8	7	Rubira	2:21.64	0:27.45	57.3 (1980 - 1800)	2:21.64	2:09.85 [5]	1:55.68 [5]	1:40.81 [5]	1:25.93 [5]	1:11.49 [4]	0:57.49 [6]	0:43.78 [7]
	(7)	Mark Purdon	22.8L (-23)	0:43.78	1980 - 1800 (0:11.79)	(0:11.79)	(0:14.17)	(0:14.87)	(0:14.88)	(0:14.44)	(0:14.00)	(0:13.71)	(0:13.88)
9	3	Midnight Miki	2:22.07	0:28.16	56.3 (1980 - 1800)	2:22.07	2:10.38 [9]	1:55.39 [9]	1:40.32 [9]	1:25.67 [9]	1:11.19 [9]	0:57.28 [9]	0:43.63 [9]
	(3)	A P T Poutama	25.2L (-9)	0:43.63	1980 - 1800 (0:11.69)	(0:11.69)	(0:14.99)	(0:15.07)	(0:14.65)	(0:14.48)	(0:13.91)	(0:13.65)	(0:13.75)

Scratched: Berrettini (#10), Always Dreaming (#11)



# NZ Metropolitan Trotting Club Inc Harness

Race 11: HILL LEE & SCOTT 'THE VELOCITY' (MOBILE PACE) (Listed) - 1980m

14 November 2025 - 7:33PM

Weather: Raining



Field Times 0:27.20 0:13.67  
(Race Tempo) (0:13.54) (0:13.67)

Rank	TAB#	Horse	Overall Time	First 400m	Top Speed km/h (Section)	L400	L200						
	(BAR#)	Driver	Margin (DT-W)	Last 600m	Fastest Section (Time)	400 - 200	200 - Finish						
1	6	Got The Chocolates	2:17.54	0:27.32	56.4 (1980 - 1800)	0:26.85 [2]	0:13.47 [1]						
	(6)	John R Dunn		0:40.40	1980 - 1800 (0:11.52)	(0:13.38)	(0:13.47)						
2	2	Marketplace	2:17.59	0:26.69	59.1 (1980 - 1800)	0:27.26 [1]	0:13.72 [2]						
	(2)	C R Ferguson	0.3L (-21)	0:40.72	1980 - 1800 (0:11.10)	(0:13.54)	(0:13.72)						
3	5	Fate Awaits	2:18.93	0:27.19	57.5 (1980 - 1800)	0:27.87 [3]	0:14.08 [3]						
	(5)	G W Dixon	7.7L (-5)	0:41.46	1980 - 1800 (0:11.31)	(0:13.79)	(0:14.08)						
4	9	Bettors Anvil	2:19.31	0:27.86	56.1 (400-200)	0:27.69 [6]	0:14.05 [4]						
	(9)	T M Williams	9.8L (-15)	0:41.22	1980 - 1800 (0:11.95)	(0:13.64)	(0:14.05)						
5	4	Greased Lightnin	2:19.91	0:27.50	57.4 (1980 - 1800)	0:28.51 [5]	0:14.65 [5]						
	(4)	Z E Butcher	13.2L (-6)	0:42.15	1980 - 1800 (0:11.37)	(0:13.86)	(0:14.65)						
6	1	Captains Mistress	2:19.99	0:27.15	58.1 (1980 - 1800)	0:29.14 [4]	0:14.93 [6]						
	(1)	N P Williamson	13.6L (-21)	0:42.75	1980 - 1800 (0:11.45)	(0:14.21)	(0:14.93)						
7	8	Bar Louie	2:21.05	0:27.81	57.5 (1980 - 1800)	0:29.27 [7]	0:14.93 [7]						
	(8)	J W Cox	19.5L (+0)	0:42.97	1980 - 1800 (0:11.65)	(0:14.34)	(0:14.93)						
8	7	Rubira	2:21.64	0:27.45	57.3 (1980 - 1800)	0:29.90 [8]	0:15.43 [8]						
	(7)	Mark Purdon	22.8L (-23)	0:43.78	1980 - 1800 (0:11.79)	(0:14.47)	(0:15.43)						
9	3	Midnight Miki	2:22.07	0:28.16	56.3 (1980 - 1800)	0:29.88 [9]	0:15.37 [9]						
	(3)	A P T Poutama	25.2L (-9)	0:43.63	1980 - 1800 (0:11.69)	(0:14.51)	(0:15.37)						

Scratched: Berrettini (#10), Always Dreaming (#11)

[ ] Position in running at each section and finish  
 TAB# Saddle cloth number  
 -:--:-- No data available at this section  
 BAR# Barrier/Gate Position  
 NA No data available  
 DNF Did not finish  
 DNT Did not track  
 DT-W Distance travelled compared to winner in metres

Fastest split  
 Fastest section

Horse/Jockey Name	Got The Chocolates/John R Dunn
Finish Rank	1
Fastest Section Time (Section)	0:11.52 (1980 - 1800)
Top Speed [km/h] (Section)	56.4 (1980 - 1800)
Race State	Finished



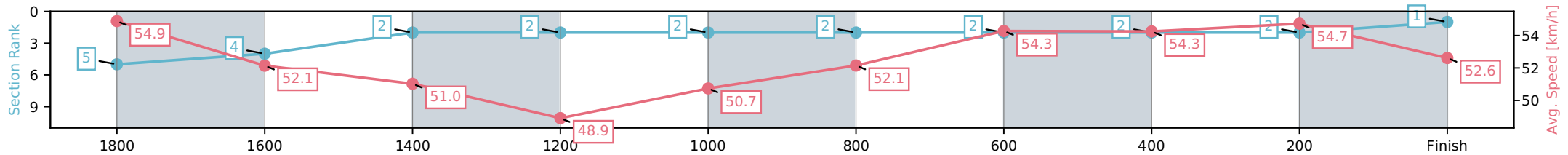
NZ Metropolitan Trotting Club Inc Harness  
 Race 11: HILL LEE & SCOTT 'THE VELOCITY' (MOBILE PACE) (Listed) - 1980m



14 November 2025 - 7:33PM

Weather: Raining

Section	L1980	L1800	L1600	L1400	L1200	L1000	L800	L600	L400	L200
Section Times	2:17.54 (0:11.52)	2:06.02 [4] (0:14.36)	1:51.66 [2] (0:14.60)	1:37.06 [2] (0:14.71)	1:22.35 [2] (0:14.54)	1:07.81 [2] (0:14.12)	0:53.69 [2] (0:13.29)	0:40.40 [2] (0:13.55)	0:26.85 [2] (0:13.38)	0:13.47 [1] (0:13.47)
Average Speed [km/h]	54.9	52.1	51.0	48.9	50.7	52.1	54.3	54.3	54.7	52.6
Top Speed [km/h]	56.4	53.6	52.4	49.4	52.2	53.9	54.9	54.9	55.5	55.6
Avg. Dist. to Rail [m]	9.1	5.8	4.7	5.4	3.1	3.1	3.6	3.1	2.4	4.8



- [ ] Ranking at each section and finish
- :-:- No data available at this section
- NA No data available

Horse/Jockey Name	Marketplace/C R Ferguson
Finish Rank	2
Fastest Section Time (Section)	0:11.10 (1980 - 1800)
Top Speed [km/h] (Section)	59.1 (1980 - 1800)
Race State	Finished



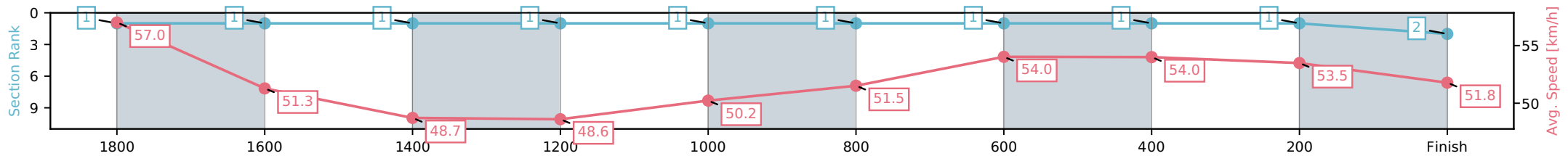
NZ Metropolitan Trotting Club Inc Harness  
 Race 11: HILL LEE & SCOTT 'THE VELOCITY' (MOBILE PACE) (Listed) - 1980m



14 November 2025 - 7:33PM

Weather: Raining

Section	L1980	L1800	L1600	L1400	L1200	L1000	L800	L600	L400	L200
Section Times	2:17.59 (0:11.10)	2:06.49 [1] (0:14.16)	1:52.33 [1] (0:14.88)	1:37.45 [1] (0:14.81)	1:22.64 [1] (0:14.50)	1:08.14 [1] (0:14.09)	0:54.05 [1] (0:13.33)	0:40.72 [1] (0:13.46)	0:27.26 [1] (0:13.54)	0:13.72 [2] (0:13.72)
Average Speed [km/h]	57.0	51.3	48.7	48.6	50.2	51.5	54.0	54.0	53.5	51.8
Top Speed [km/h]	59.1	54.0	51.3	49.8	51.9	52.9	55.1	55.0	54.9	53.8
Avg. Dist. to Rail [m]	2.5	1.5	1.3	2.6	1.3	1.1	1.4	1.4	1.2	3.2



- [ ] Ranking at each section and finish
- :-:- No data available at this section
- NA No data available

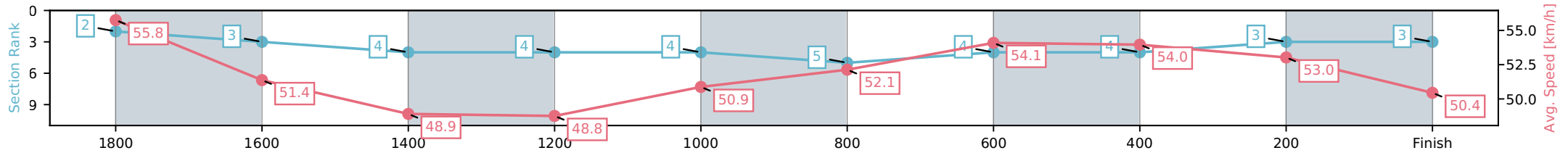
Horse/Jockey Name	Fate Awaits/G W Dixon
Finish Rank	3
Fastest Section Time (Section)	0:11.31 (1980 - 1800)
Top Speed [km/h] (Section)	57.5 (1980 - 1800)
Race State	Finished



NZ Metropolitan Trotting Club Inc Harness  
 Race 11: HILL LEE & SCOTT 'THE VELOCITY' (MOBILE PACE) (Listed) - 1980m  
 14 November 2025 - 7:33PM  
 Weather: Raining



Section	L1980	L1800	L1600	L1400	L1200	L1000	L800	L600	L400	L200
Section Times	2:18.93 (0:11.31)	2:07.62 [3] (0:14.41)	1:53.21 [4] (0:15.01)	1:38.20 [4] (0:14.77)	1:23.43 [4] (0:14.53)	1:08.90 [5] (0:14.13)	0:54.77 [4] (0:13.31)	0:41.46 [4] (0:13.59)	0:27.87 [3] (0:13.79)	0:14.08 [3] (0:14.08)
Average Speed [km/h]	55.8	51.4	48.9	48.8	50.9	52.1	54.1	54.0	53.0	50.4
Top Speed [km/h]	57.5	54.1	50.3	50.0	52.6	53.5	54.9	54.9	54.7	52.5
Avg. Dist. to Rail [m]	7.4	3.9	2.9	4.8	3.2	3.1	3.4	2.7	2.7	4.6



- [ ] Ranking at each section and finish
- :-:- No data available at this section
- NA No data available

Horse/Jockey Name	Bettors Anvil/T M Williams
Finish Rank	4
Fastest Section Time (Section)	0:11.95 (1980 - 1800)
Top Speed [km/h] (Section)	56.1 (400-200)
Race State	Finished



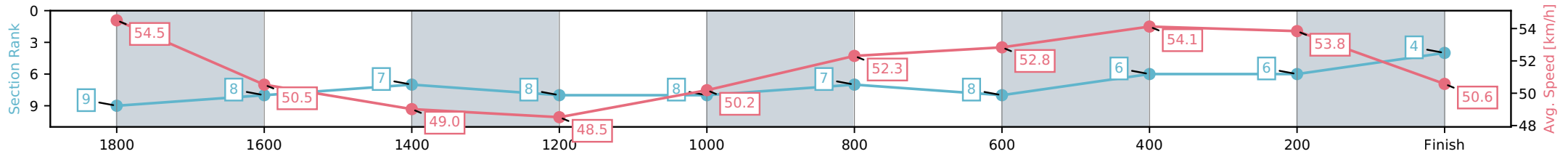
NZ Metropolitan Trotting Club Inc Harness  
 Race 11: HILL LEE & SCOTT 'THE VELOCITY' (MOBILE PACE) (Listed) - 1980m



14 November 2025 - 7:33PM

Weather: Raining

Section	L1980	L1800	L1600	L1400	L1200	L1000	L800	L600	L400	L200
Section Times	2:19.31 (0:11.95)	2:07.36 [8] (0:14.46)	1:52.90 [7] (0:14.85)	1:38.05 [8] (0:14.88)	1:23.17 [8] (0:14.51)	1:08.66 [7] (0:13.84)	0:54.82 [8] (0:13.60)	0:41.22 [6] (0:13.53)	0:27.69 [6] (0:13.64)	0:14.05 [4] (0:14.05)
Average Speed [km/h]	54.5	50.5	49.0	48.5	50.2	52.3	52.8	54.1	53.8	50.6
Top Speed [km/h]	55.9	53.9	51.4	51.0	53.7	54.6	53.7	55.7	56.1	53.1
Avg. Dist. to Rail [m]	4.9	2.6	1.2	2.7	1.4	1.2	1.8	2.7	3.0	6.3



- [ ] Ranking at each section and finish
- :-:- No data available at this section
- NA No data available

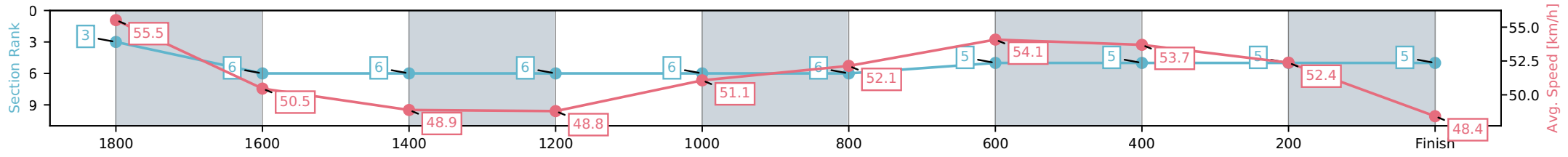
Horse/Jockey Name	Greased Lightnin/Z E Butcher
Finish Rank	5
Fastest Section Time (Section)	0:11.37 (1980 - 1800)
Top Speed [km/h] (Section)	57.4 (1980 - 1800)
Race State	Finished



NZ Metropolitan Trotting Club Inc Harness  
 Race 11: HILL LEE & SCOTT 'THE VELOCITY' (MOBILE PACE) (Listed) - 1980m  
 14 November 2025 - 7:33PM  
 Weather: Raining



Section	L1980	L1800	L1600	L1400	L1200	L1000	L800	L600	L400	L200
Section Times	2:19.91 (0:11.37)	2:08.54 [6] (0:14.59)	1:53.95 [6] (0:15.08)	1:38.87 [6] (0:14.77)	1:24.10 [6] (0:14.48)	1:09.62 [6] (0:14.15)	0:55.47 [5] (0:13.32)	0:42.15 [5] (0:13.64)	0:28.51 [5] (0:13.86)	0:14.65 [5] (0:14.65)
Average Speed [km/h]	55.5	50.5	48.9	48.8	51.1	52.1	54.1	53.7	52.4	48.4
Top Speed [km/h]	57.4	52.7	49.6	50.8	52.6	53.1	55.0	55.6	53.8	52.3
Avg. Dist. to Rail [m]	5.9	3.4	3.2	4.8	3.4	3.2	3.5	2.6	1.3	1.7



[ ] Ranking at each section and finish  
 -:-:- No data available at this section  
 NA No data available

Horse/Jockey Name	Captains Mistress/N P Williamson
Finish Rank	6
Fastest Section Time (Section)	0:11.45 (1980 - 1800)
Top Speed [km/h] (Section)	58.1 (1980 - 1800)
Race State	Finished



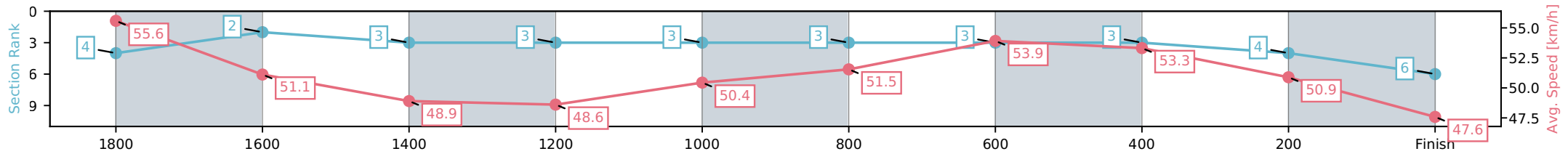
NZ Metropolitan Trotting Club Inc Harness  
 Race 11: HILL LEE & SCOTT 'THE VELOCITY' (MOBILE PACE) (Listed) - 1980m



14 November 2025 - 7:33PM

Weather: Raining

Section	L1980	L1800	L1600	L1400	L1200	L1000	L800	L600	L400	L200
Section Times	2:19.99 (0:11.45)	2:08.54 [2] (0:14.21)	1:54.33 [3] (0:14.87)	1:39.46 [3] (0:14.80)	1:24.66 [3] (0:14.43)	1:10.23 [3] (0:14.11)	0:56.12 [3] (0:13.37)	0:42.75 [3] (0:13.61)	0:29.14 [4] (0:14.21)	0:14.93 [6] (0:14.93)
Average Speed [km/h]	55.6	51.1	48.9	48.6	50.4	51.5	53.9	53.3	50.9	47.6
Top Speed [km/h]	58.1	53.7	49.6	50.1	52.5	52.9	54.6	54.5	54.0	49.7
Avg. Dist. to Rail [m]	1.4	1.5	1.3	2.8	1.3	1.3	1.5	1.4	1.0	3.3



- [ ] Ranking at each section and finish
- :-:- No data available at this section
- NA No data available

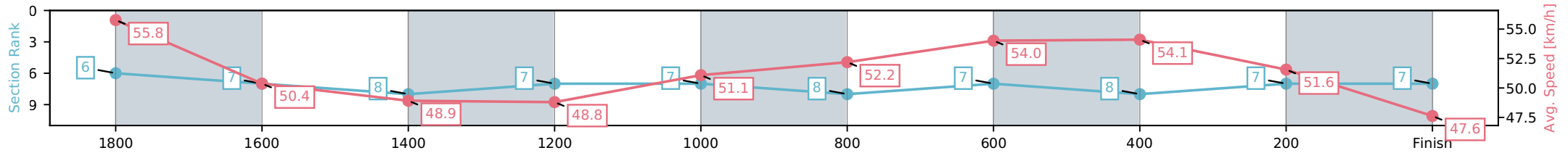
Horse/Jockey Name	Bar Louie/J W Cox
Finish Rank	7
Fastest Section Time (Section)	0:11.65 (1980 - 1800)
Top Speed [km/h] (Section)	57.5 (1980 - 1800)
Race State	Finished



NZ Metropolitan Trotting Club Inc Harness  
 Race 11: HILL LEE & SCOTT 'THE VELOCITY' (MOBILE PACE) (Listed) - 1980m  
 14 November 2025 - 7:33PM  
 Weather: Raining



Section	L1980	L1800	L1600	L1400	L1200	L1000	L800	L600	L400	L200
Section Times	2:21.05 (0:11.65)	2:09.40 [7] (0:14.60)	1:54.80 [8] (0:15.10)	1:39.70 [7] (0:14.76)	1:24.94 [7] (0:14.47)	1:10.47 [8] (0:14.17)	0:56.30 [7] (0:13.33)	0:42.97 [8] (0:13.70)	0:29.27 [7] (0:14.34)	0:14.93 [7] (0:14.93)
Average Speed [km/h]	55.8	50.4	48.9	48.8	51.1	52.2	54.0	54.1	51.6	47.6
Top Speed [km/h]	57.5	53.6	51.2	50.6	55.5	53.8	55.4	55.2	53.3	50.2
Avg. Dist. to Rail [m]	3.6	3.4	3.4	4.9	3.4	3.4	3.6	4.0	4.3	7.1



[ ] Ranking at each section and finish  
 -:-:- No data available at this section  
 NA No data available

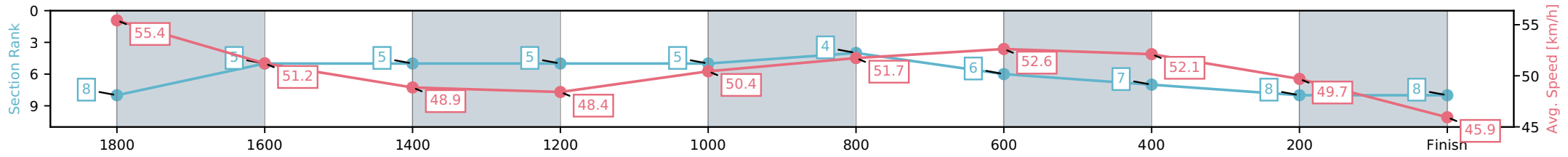
Horse/Jockey Name	Rubira/Mark Purdon
Finish Rank	8
Fastest Section Time (Section)	0:11.79 (1980 - 1800)
Top Speed [km/h] (Section)	57.3 (1980 - 1800)
Race State	Finished



NZ Metropolitan Trotting Club Inc Harness  
 Race 11: HILL LEE & SCOTT 'THE VELOCITY' (MOBILE PACE) (Listed) - 1980m  
 14 November 2025 - 7:33PM  
 Weather: Raining



Section	L1980	L1800	L1600	L1400	L1200	L1000	L800	L600	L400	L200
Section Times	2:21.64 (0:11.79)	2:09.85 [5] (0:14.17)	1:55.68 [5] (0:14.87)	1:40.81 [5] (0:14.88)	1:25.93 [5] (0:14.44)	1:11.49 [4] (0:14.00)	0:57.49 [6] (0:13.71)	0:43.78 [7] (0:13.88)	0:29.90 [8] (0:14.47)	0:15.43 [8] (0:15.43)
Average Speed [km/h]	55.4	51.2	48.9	48.4	50.4	51.7	52.6	52.1	49.7	45.9
Top Speed [km/h]	57.3	54.5	50.0	49.7	52.7	53.3	53.4	54.4	53.7	48.1
Avg. Dist. to Rail [m]	2.0	1.6	1.3	3.1	1.5	1.0	1.8	1.0	0.5	2.6



[ ] Ranking at each section and finish  
 -:-:- No data available at this section  
 NA No data available

Horse/Jockey Name	Midnight Miki/A P T Poutama
Finish Rank	9
Fastest Section Time (Section)	0:11.69 (1980 - 1800)
Top Speed [km/h] (Section)	56.3 (1980 - 1800)
Race State	Finished



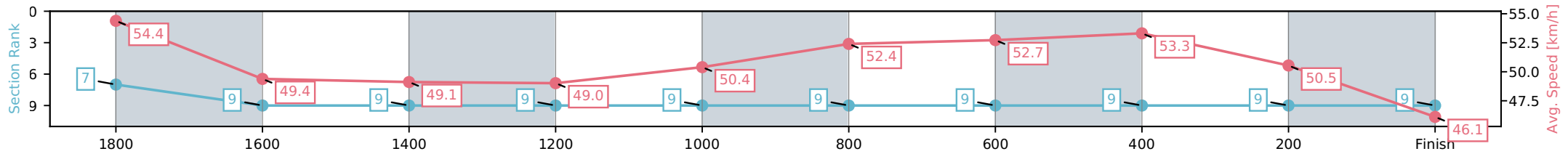
NZ Metropolitan Trotting Club Inc Harness  
 Race 11: HILL LEE & SCOTT 'THE VELOCITY' (MOBILE PACE) (Listed) - 1980m



14 November 2025 - 7:33PM

Weather: Raining

Section	L1980	L1800	L1600	L1400	L1200	L1000	L800	L600	L400	L200
Section Times	2:22.07 (0:11.69)	2:10.38 [9] (0:14.99)	1:55.39 [9] (0:15.07)	1:40.32 [9] (0:14.65)	1:25.67 [9] (0:14.48)	1:11.19 [9] (0:13.91)	0:57.28 [9] (0:13.65)	0:43.63 [9] (0:13.75)	0:29.88 [9] (0:14.51)	0:15.37 [9] (0:15.37)
Average Speed [km/h]	54.4	49.4	49.1	49.0	50.4	52.4	52.7	53.3	50.5	46.1
Top Speed [km/h]	56.3	52.5	51.4	50.4	53.1	53.7	54.1	55.5	52.9	49.4
Avg. Dist. to Rail [m]	5.1	4.3	3.3	4.1	1.8	1.4	1.8	2.8	2.9	5.7



- [ ] Ranking at each section and finish
- :-:- No data available at this section
- NA No data available



# NZ Metropolitan Trotting Club Inc Harness

Race 12: ALLIED SECURITY NZ PACING FREE-FOR-ALL (MOBILE PACE) (Gr1) - 1980m

14 November 2025 - 8:07PM



Weather: Raining

Field Times (Race Tempo)	2:19.95 (0:10.99)	2:08.96 (0:13.47)	1:55.49 (0:15.12)	1:40.37 (0:13.66)	1:26.71 (0:15.42)	1:11.29 (0:15.49)	0:55.79 (0:15.07)	0:40.73 (0:14.73)
-----------------------------	----------------------	----------------------	----------------------	----------------------	----------------------	----------------------	----------------------	----------------------

Rank	TAB#	Horse	Overall Time	First 400m	Top Speed km/h (Section)	L1980	L1800	L1600	L1400	L1200	L1000	L800	L600
	(BAR#)	Driver	Margin (DT-W)	Last 600m	Fastest Section (Time)	Start - 1800	1800 - 1600	1600 - 1400	1400 - 1200	1200 - 1000	1000 - 800	800 - 600	600 - 400
1	8	Leap To Fame	2:19.95	0:26.91	56.9 (200-0)	2:19.95	2:08.30 [6]	1:54.48 [2]	1:40.37 [1]	1:26.71 [1]	1:11.29 [1]	0:55.80 [1]	0:40.73 [1]
	(8)	G W Dixon		0:40.73	1980 - 1800 (0:11.65)	(0:11.65)	(0:13.82)	(0:14.11)	(0:13.66)	(0:15.42)	(0:15.49)	(0:15.07)	(0:14.73)
2	7	Republican Party	2:20.08	0:26.57	57.6 (200-0)	2:20.08	2:08.72 [4]	1:54.94 [1]	1:40.51 [2]	1:26.47 [2]	1:11.07 [2]	0:55.63 [3]	0:40.55 [3]
	(7)	C J Dalgety	0.8L (-2)	0:40.55	1980 - 1800 (0:11.36)	(0:11.36)	(0:13.78)	(0:14.43)	(0:14.04)	(0:15.40)	(0:15.44)	(0:15.08)	(0:14.73)
3	10	Merlin	2:20.33	0:26.67	58.6 (1800-1600)	2:20.33	2:08.56 [5]	1:55.15 [4]	1:40.36 [4]	1:26.26 [3]	1:11.03 [3]	0:55.67 [2]	0:40.87 [2]
	(10)	Z E Butcher	2.1L (+2)	0:40.87	1980 - 1800 (0:11.77)	(0:11.77)	(0:13.41)	(0:14.79)	(0:14.10)	(0:15.23)	(0:15.36)	(0:14.80)	(0:14.76)
4	5	Alta Meteor	2:20.71	0:25.94	58.9 (1980 - 1800)	2:20.71	2:09.73 [1]	1:56.25 [3]	1:41.01 [3]	1:26.78 [4]	1:11.40 [4]	0:55.95 [5]	0:40.86 [5]
	(5)	T M Williams	4.3L (-7)	0:40.86	1980 - 1800 (0:10.98)	(0:10.98)	(0:13.48)	(0:15.24)	(0:14.23)	(0:15.38)	(0:15.45)	(0:15.09)	(0:14.73)
5	4	Mo'unga	2:21.42	0:26.24	58.6 (1980 - 1800)	2:21.42	2:10.41 [2]	1:56.67 [5]	1:41.42 [5]	1:27.18 [6]	1:11.78 [6]	0:56.38 [7]	0:41.28 [7]
	(4)	R D Close	8.4L (-7)	0:41.28	1980 - 1800 (0:11.01)	(0:11.01)	(0:13.74)	(0:15.25)	(0:14.24)	(0:15.40)	(0:15.40)	(0:15.10)	(0:14.71)
6	2	Macandrew Aviator	2:21.46	0:26.98	57.1 (1980 - 1800)	2:21.46	2:10.15 [7]	1:55.98 [7]	1:40.99 [6]	1:27.11 [5]	1:11.84 [5]	0:56.48 [4]	0:41.70 [4]
	(2)	John R Dunn	8.6L (+7)	0:41.70	1980 - 1800 (0:11.31)	(0:11.31)	(0:14.17)	(0:14.99)	(0:13.88)	(0:15.27)	(0:15.36)	(0:14.78)	(0:14.79)
7	6	Wag Star	2:21.72	0:26.99	56.8 (400-200)	2:21.72	2:09.82 [8]	1:56.16 [8]	1:41.05 [9]	1:26.90 [10]	1:11.45 [10]	0:56.03 [10]	0:41.02 [10]
	(6)	C R Ferguson	10.1L (-1)	0:41.02	1980 - 1800 (0:11.90)	(0:11.90)	(0:13.66)	(0:15.11)	(0:14.15)	(0:15.45)	(0:15.42)	(0:15.01)	(0:14.45)
8	3	Dreams Are Free	2:21.95	0:27.28	55.8 (400-200)	2:21.95	2:10.36 [9]	1:56.17 [9]	1:41.05 [8]	1:27.27 [7]	1:11.99 [7]	0:56.68 [6]	0:41.88 [6]
	(3)	N P Williamson	11.4L (+11)	0:41.88	1980 - 1800 (0:11.59)	(0:11.59)	(0:14.19)	(0:15.12)	(0:13.78)	(0:15.28)	(0:15.31)	(0:14.80)	(0:14.72)
9	9	Akuta	2:22.08	0:27.54	55.7 (400-200)	2:22.08	2:10.21 [10]	1:56.02 [10]	1:40.87 [10]	1:27.18 [9]	1:11.85 [9]	0:56.51 [8]	0:41.71 [8]
	(9)	Mark Purdon	12.1L (+14)	0:41.71	1980 - 1800 (0:11.87)	(0:11.87)	(0:14.19)	(0:15.15)	(0:13.69)	(0:15.33)	(0:15.34)	(0:14.80)	(0:14.49)
10	1	Franco Sinatra	2:22.44	0:26.54	57.7 (1980 - 1800)	2:22.44	2:11.26 [3]	1:57.39 [6]	1:42.12 [7]	1:27.91 [8]	1:12.48 [8]	0:57.11 [9]	0:42.00 [9]
	(1)	R J Butt	14.2L (-6)	0:42.00	1980 - 1800 (0:11.18)	(0:11.18)	(0:13.87)	(0:15.27)	(0:14.21)	(0:15.43)	(0:15.37)	(0:15.11)	(0:14.58)

[ ] Position in running at each section and finish  
 TAB# Saddle cloth number  
 -:-:- No data available at this section  
 BAR# Barrier/Gate Position  
 NA No data available  
 DNF Did not finish  
 DNT Did not track  
 DT-W Distance travelled compared to winner in metres

Fastest split  
 Fastest section



# NZ Metropolitan Trotting Club Inc Harness

Race 12: ALLIED SECURITY NZ PACING FREE-FOR-ALL (MOBILE PACE) (Gr1) - 1980m

14 November 2025 - 8:07PM



Weather: Raining

Field Times 0:26.00 0:12.75  
(Race Tempo) (0:13.24) (0:12.75)

Rank	TAB#	Horse	Overall Time	First 400m	Top Speed km/h (Section)	L400	L200						
	(BAR#)	Driver	Margin (DT-W)	Last 600m	Fastest Section (Time)	400 - 200	200 - Finish						
1	8	Leap To Fame	2:19.95	0:26.91	56.9 (200-0)	0:26.00 [1]	0:12.76 [1]						
	(8)	G W Dixon		0:40.73	1980 - 1800 (0:11.65)	(0:13.24)	(0:12.76)						
2	7	Republican Party	2:20.08	0:26.57	57.6 (200-0)	0:25.82 [2]	0:12.61 [2]						
	(7)	C J Dalgety	0.8L (-2)	0:40.55	1980 - 1800 (0:11.36)	(0:13.21)	(0:12.61)						
3	10	Merlin	2:20.33	0:26.67	58.6 (1800-1600)	0:26.11 [3]	0:12.84 [3]						
	(10)	Z E Butcher	2.1L (+2)	0:40.87	1980 - 1800 (0:11.77)	(0:13.27)	(0:12.84)						
4	5	Alta Meteor	2:20.71	0:25.94	58.9 (1980 - 1800)	0:26.13 [4]	0:12.88 [4]						
	(5)	T M Williams	4.3L (-7)	0:40.86	1980 - 1800 (0:10.98)	(0:13.25)	(0:12.88)						
5	4	Mo'unga	2:21.42	0:26.24	58.6 (1980 - 1800)	0:26.57 [6]	0:13.31 [5]						
	(4)	R D Close	8.4L (-7)	0:41.28	1980 - 1800 (0:11.01)	(0:13.26)	(0:13.31)						
6	2	Macandrew Aviator	2:21.46	0:26.98	57.1 (1980 - 1800)	0:26.91 [5]	0:13.37 [6]						
	(2)	John R Dunn	8.6L (+7)	0:41.70	1980 - 1800 (0:11.31)	(0:13.54)	(0:13.37)						
7	6	Wag Star	2:21.72	0:26.99	56.8 (400-200)	0:26.57 [8]	0:13.21 [7]						
	(6)	C R Ferguson	10.1L (-1)	0:41.02	1980 - 1800 (0:11.90)	(0:13.36)	(0:13.21)						
8	3	Dreams Are Free	2:21.95	0:27.28	55.8 (400-200)	0:27.16 [7]	0:13.63 [8]						
	(3)	N P Williamson	11.4L (+11)	0:41.88	1980 - 1800 (0:11.59)	(0:13.53)	(0:13.63)						
9	9	Akuta	2:22.08	0:27.54	55.7 (400-200)	0:27.22 [9]	0:13.57 [9]						
	(9)	Mark Purdon	12.1L (+14)	0:41.71	1980 - 1800 (0:11.87)	(0:13.65)	(0:13.57)						
10	1	Franco Sinatra	2:22.44	0:26.54	57.7 (1980 - 1800)	0:27.42 [10]	0:13.89 [10]						
	(1)	R J Butt	14.2L (-6)	0:42.00	1980 - 1800 (0:11.18)	(0:13.53)	(0:13.89)						

- [ ] Position in running at each section and finish
- :-:-- No data available at this section
- NA No data available
- DNT Did not track
- TAB# Saddle cloth number
- BAR# Barrier/Gate Position
- DNF Did not finish
- DT-W Distance travelled compared to winner in metres

- Fastest split
- Fastest section

Horse/Jockey Name	Leap To Fame/G W Dixon
Finish Rank	1
Fastest Section Time (Section)	0:11.65 (1980 - 1800)
Top Speed [km/h] (Section)	56.9 (200-0)
Race State	Finished



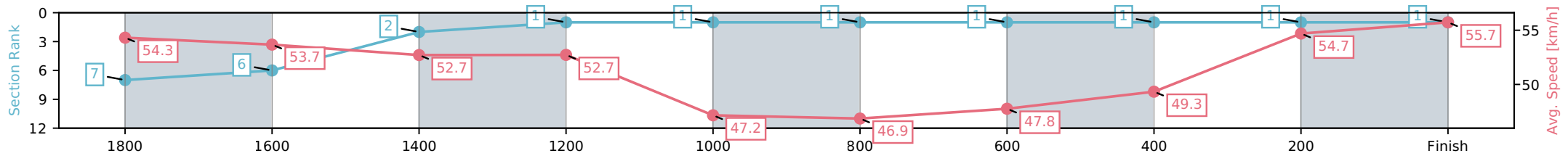
NZ Metropolitan Trotting Club Inc Harness  
 Race 12: ALLIED SECURITY NZ PACING FREE-FOR-ALL  
 (MOBILE PACE) (Gr1) - 1980m



14 November 2025 - 8:07PM

Weather: Raining

Section	L1980	L1800	L1600	L1400	L1200	L1000	L800	L600	L400	L200
Section Times	2:19.95 (0:11.65)	2:08.30 [6] (0:13.82)	1:54.48 [2] (0:14.11)	1:40.37 [1] (0:13.66)	1:26.71 [1] (0:15.42)	1:11.29 [1] (0:15.49)	0:55.80 [1] (0:15.07)	0:40.73 [1] (0:14.73)	0:26.00 [1] (0:13.24)	0:12.76 [1] (0:12.76)
Average Speed [km/h]	54.3	53.7	52.7	52.7	47.2	46.9	47.8	49.3	54.7	55.7
Top Speed [km/h]	55.2	54.6	54.4	56.3	49.0	47.6	48.2	51.9	56.5	56.9
Avg. Dist. to Rail [m]	11.5	5.1	4.4	4.8	1.3	1.3	2.2	1.5	1.4	4.0



- [ ] Ranking at each section and finish
- :-:- No data available at this section
- NA No data available

Horse/Jockey Name	Republican Party/C J Dalgety
Finish Rank	2
Fastest Section Time (Section)	0:11.36 (1980 - 1800)
Top Speed [km/h] (Section)	57.6 (200-0)
Race State	Finished



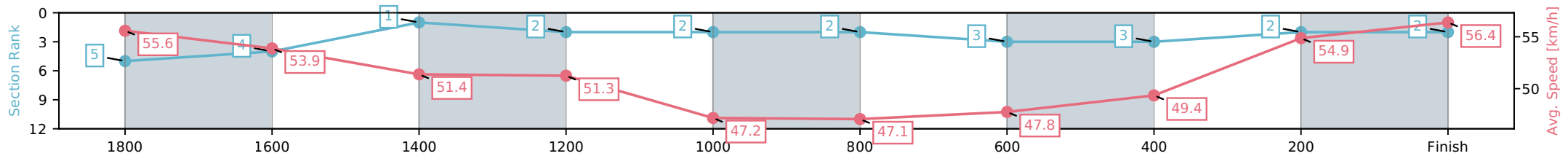
NZ Metropolitan Trotting Club Inc Harness  
 Race 12: ALLIED SECURITY NZ PACING FREE-FOR-ALL  
 (MOBILE PACE) (Gr1) - 1980m



14 November 2025 - 8:07PM

Weather: Raining

Section	L1980	L1800	L1600	L1400	L1200	L1000	L800	L600	L400	L200
Section Times	2:20.08 (0:11.36)	2:08.72 [4] (0:13.78)	1:54.94 [1] (0:14.43)	1:40.51 [2] (0:14.04)	1:26.47 [2] (0:15.40)	1:11.07 [2] (0:15.44)	0:55.63 [3] (0:15.08)	0:40.55 [3] (0:14.73)	0:25.82 [2] (0:13.21)	0:12.61 [2] (0:12.61)
Average Speed [km/h]	55.6	53.9	51.4	51.3	47.2	47.1	47.8	49.4	54.9	56.4
Top Speed [km/h]	56.3	55.8	52.9	52.9	48.9	47.8	48.1	52.0	57.3	57.6
Avg. Dist. to Rail [m]	10.2	4.9	3.9	4.0	1.2	1.3	2.3	1.7	1.2	2.3



- [ ] Ranking at each section and finish
- :-:- No data available at this section
- NA No data available

Horse/Jockey Name	Merlin/Z E Butcher
Finish Rank	3
Fastest Section Time (Section)	0:11.77 (1980 - 1800)
Top Speed [km/h] (Section)	58.6 (1800-1600)
Race State	Finished



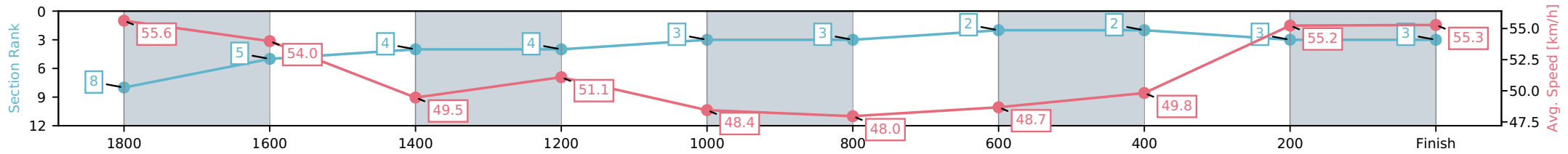
NZ Metropolitan Trotting Club Inc Harness  
 Race 12: ALLIED SECURITY NZ PACING FREE-FOR-ALL  
 (MOBILE PACE) (Gr1) - 1980m



14 November 2025 - 8:07PM

Weather: Raining

Section	L1980	L1800	L1600	L1400	L1200	L1000	L800	L600	L400	L200
Section Times	2:20.33 (0:11.77)	2:08.56 [5] (0:13.41)	1:55.15 [4] (0:14.79)	1:40.36 [4] (0:14.10)	1:26.26 [3] (0:15.23)	1:11.03 [3] (0:15.36)	0:55.67 [2] (0:14.80)	0:40.87 [2] (0:14.76)	0:26.11 [3] (0:13.27)	0:12.84 [3] (0:12.84)
Average Speed [km/h]	55.6	54.0	49.5	51.1	48.4	48.0	48.7	49.8	55.2	55.3
Top Speed [km/h]	57.7	58.6	51.7	52.0	49.7	49.5	49.4	52.3	58.1	57.8
Avg. Dist. to Rail [m]	2.6	1.3	2.4	5.3	3.1	3.1	4.3	3.3	2.7	5.7



- [ ] Ranking at each section and finish
- :-:- No data available at this section
- NA No data available

Horse/Jockey Name	Alta Meteor/T M Williams
Finish Rank	4
Fastest Section Time (Section)	0:10.98 (1980 - 1800)
Top Speed [km/h] (Section)	58.9 (1980 - 1800)
Race State	Finished



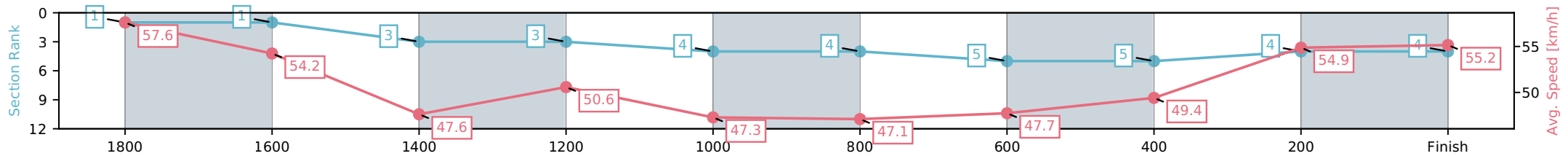
NZ Metropolitan Trotting Club Inc Harness  
 Race 12: ALLIED SECURITY NZ PACING FREE-FOR-ALL  
 (MOBILE PACE) (Gr1) - 1980m



14 November 2025 - 8:07PM

Weather: Raining

Section	L1980	L1800	L1600	L1400	L1200	L1000	L800	L600	L400	L200
Section Times	2:20.71 (0:10.98)	2:09.73 [1] (0:13.48)	1:56.25 [3] (0:15.24)	1:41.01 [3] (0:14.23)	1:26.78 [4] (0:15.38)	1:11.40 [4] (0:15.45)	0:55.95 [5] (0:15.09)	0:40.86 [5] (0:14.73)	0:26.13 [4] (0:13.25)	0:12.88 [4] (0:12.88)
Average Speed [km/h]	57.6	54.2	47.6	50.6	47.3	47.1	47.7	49.4	54.9	55.2
Top Speed [km/h]	58.9	57.7	50.0	51.6	48.9	48.5	48.4	51.6	56.4	56.5
Avg. Dist. to Rail [m]	8.4	3.4	1.2	3.4	1.3	1.6	2.8	1.9	1.8	4.7



[ ] Ranking at each section and finish  
 -:-:- No data available at this section  
 NA No data available

Horse/Jockey Name	Mo'unga/R D Close
Finish Rank	5
Fastest Section Time (Section)	0:11.01 (1980 - 1800)
Top Speed [km/h] (Section)	58.6 (1980 - 1800)
Race State	Finished



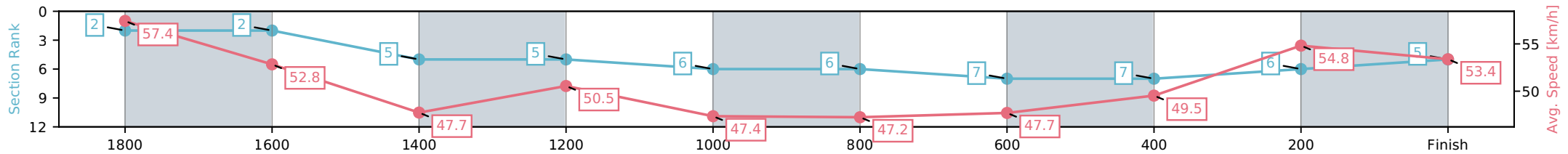
NZ Metropolitan Trotting Club Inc Harness  
 Race 12: ALLIED SECURITY NZ PACING FREE-FOR-ALL  
 (MOBILE PACE) (Gr1) - 1980m



14 November 2025 - 8:07PM

Weather: Raining

Section	L1980	L1800	L1600	L1400	L1200	L1000	L800	L600	L400	L200
Section Times	2:21.42 (0:11.01)	2:10.41 [2] (0:13.74)	1:56.67 [5] (0:15.25)	1:41.42 [5] (0:14.24)	1:27.18 [6] (0:15.40)	1:11.78 [6] (0:15.40)	0:56.38 [7] (0:15.10)	0:41.28 [7] (0:14.71)	0:26.57 [6] (0:13.26)	0:13.31 [5] (0:13.31)
Average Speed [km/h]	57.4	52.8	47.7	50.5	47.4	47.2	47.7	49.5	54.8	53.4
Top Speed [km/h]	58.6	58.2	49.8	51.5	48.6	48.8	48.1	51.9	55.9	55.8
Avg. Dist. to Rail [m]	6.5	2.0	1.6	3.8	1.6	1.6	2.7	2.0	1.6	4.3



- [ ] Ranking at each section and finish
- :-:- No data available at this section
- NA No data available

Horse/Jockey Name	Macandrew Aviator/John R Dunn
Finish Rank	6
Fastest Section Time (Section)	0:11.31 (1980 - 1800)
Top Speed [km/h] (Section)	57.1 (1980 - 1800)
Race State	Finished



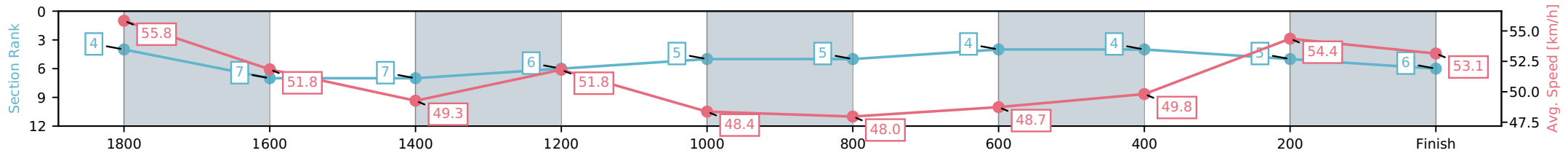
NZ Metropolitan Trotting Club Inc Harness  
 Race 12: ALLIED SECURITY NZ PACING FREE-FOR-ALL  
 (MOBILE PACE) (Gr1) - 1980m



14 November 2025 - 8:07PM

Weather: Raining

Section	L1980	L1800	L1600	L1400	L1200	L1000	L800	L600	L400	L200
Section Times	2:21.46 (0:11.31)	2:10.15 [7] (0:14.17)	1:55.98 [7] (0:14.99)	1:40.99 [6] (0:13.88)	1:27.11 [5] (0:15.27)	1:11.84 [5] (0:15.36)	0:56.48 [4] (0:14.78)	0:41.70 [4] (0:14.79)	0:26.91 [5] (0:13.54)	0:13.37 [6] (0:13.37)
Average Speed [km/h]	55.8	51.8	49.3	51.8	48.4	48.0	48.7	49.8	54.4	53.1
Top Speed [km/h]	57.1	54.2	52.7	52.8	49.8	49.8	49.9	51.8	55.5	55.1
Avg. Dist. to Rail [m]	3.5	3.4	3.2	5.7	3.2	3.2	4.3	3.5	3.6	6.8



- [ ] Ranking at each section and finish
- :-:- No data available at this section
- NA No data available

Horse/Jockey Name	Wag Star/C R Ferguson
Finish Rank	7
Fastest Section Time (Section)	0:11.90 (1980 - 1800)
Top Speed [km/h] (Section)	56.8 (400-200)
Race State	Finished



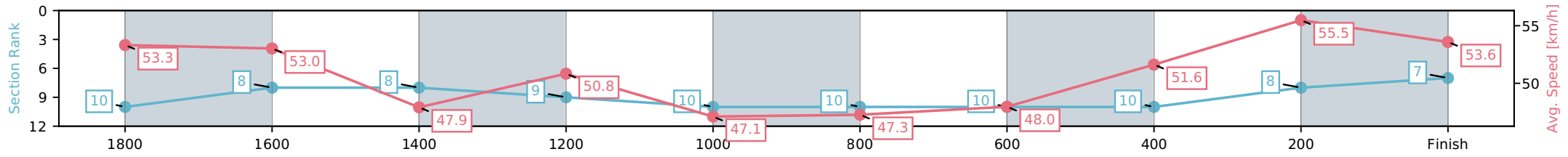
NZ Metropolitan Trotting Club Inc Harness  
 Race 12: ALLIED SECURITY NZ PACING FREE-FOR-ALL  
 (MOBILE PACE) (Gr1) - 1980m



14 November 2025 - 8:07PM

Weather: Raining

Section	L1980	L1800	L1600	L1400	L1200	L1000	L800	L600	L400	L200
Section Times	2:21.72 (0:11.90)	2:09.82 [8] (0:13.66)	1:56.16 [8] (0:15.11)	1:41.05 [9] (0:14.15)	1:26.90 [10] (0:15.45)	1:11.45 [10] (0:15.42)	0:56.03 [10] (0:15.01)	0:41.02 [10] (0:14.45)	0:26.57 [8] (0:13.36)	0:13.21 [7] (0:13.21)
Average Speed [km/h]	53.3	53.0	47.9	50.8	47.1	47.3	48.0	51.6	55.5	53.6
Top Speed [km/h]	54.5	54.8	51.5	51.6	48.6	49.2	48.8	53.3	56.8	56.3
Avg. Dist. to Rail [m]	8.3	1.4	0.8	3.6	1.5	1.7	3.8	4.9	4.0	4.2



[ ] Ranking at each section and finish  
 -:-:- No data available at this section  
 NA No data available

Horse/Jockey Name	Dreams Are Free/N P Williamson
Finish Rank	8
Fastest Section Time (Section)	0:11.59 (1980 - 1800)
Top Speed [km/h] (Section)	55.8 (400-200)
Race State	Finished



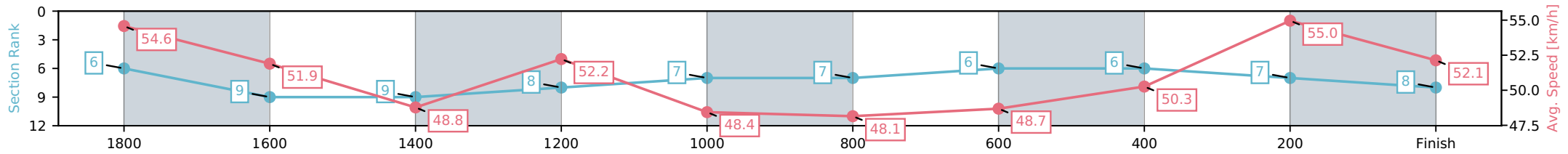
NZ Metropolitan Trotting Club Inc Harness  
 Race 12: ALLIED SECURITY NZ PACING FREE-FOR-ALL  
 (MOBILE PACE) (Gr1) - 1980m



14 November 2025 - 8:07PM

Weather: Raining

Section	L1980	L1800	L1600	L1400	L1200	L1000	L800	L600	L400	L200
Section Times	2:21.95 (0:11.59)	2:10.36 [9] (0:14.19)	1:56.17 [9] (0:15.12)	1:41.05 [8] (0:13.78)	1:27.27 [7] (0:15.28)	1:11.99 [7] (0:15.31)	0:56.68 [6] (0:14.80)	0:41.88 [6] (0:14.72)	0:27.16 [7] (0:13.53)	0:13.63 [8] (0:13.63)
Average Speed [km/h]	54.6	51.9	48.8	52.2	48.4	48.1	48.7	50.3	55.0	52.1
Top Speed [km/h]	55.3	54.1	52.0	53.3	50.2	50.1	49.8	53.7	55.8	54.1
Avg. Dist. to Rail [m]	5.3	3.7	3.1	5.6	3.4	3.3	4.3	3.8	5.0	7.5



- [ ] Ranking at each section and finish
- :-:- No data available at this section
- NA No data available

Horse/Jockey Name	Akuta/Mark Purdon
Finish Rank	9
Fastest Section Time (Section)	0:11.87 (1980 - 1800)
Top Speed [km/h] (Section)	55.7 (400-200)
Race State	Finished



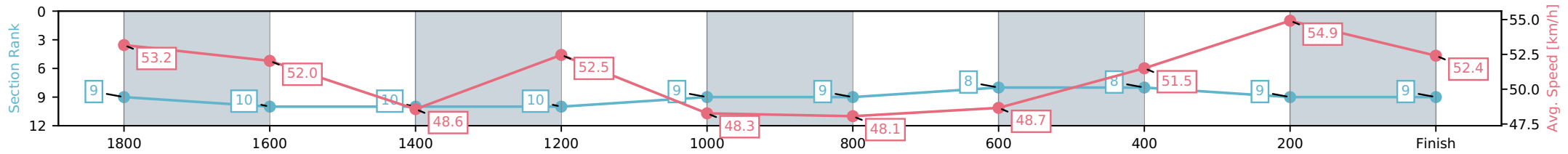
NZ Metropolitan Trotting Club Inc Harness  
 Race 12: ALLIED SECURITY NZ PACING FREE-FOR-ALL  
 (MOBILE PACE) (Gr1) - 1980m



14 November 2025 - 8:07PM

Weather: Raining

Section	L1980	L1800	L1600	L1400	L1200	L1000	L800	L600	L400	L200
Section Times	2:22.08 (0:11.87)	2:10.21 [10] (0:14.19)	1:56.02 [10] (0:15.15)	1:40.87 [10] (0:13.69)	1:27.18 [9] (0:15.33)	1:11.85 [9] (0:15.34)	0:56.51 [8] (0:14.80)	0:41.71 [8] (0:14.49)	0:27.22 [9] (0:13.65)	0:13.57 [9] (0:13.57)
Average Speed [km/h]	53.2	52.0	48.6	52.5	48.3	48.1	48.7	51.5	54.9	52.4
Top Speed [km/h]	54.1	54.1	51.2	53.3	50.3	50.0	50.0	53.3	55.7	54.6
Avg. Dist. to Rail [m]	13.7	4.3	2.9	5.5	3.2	3.1	4.2	5.0	6.3	9.8



- [ ] Ranking at each section and finish
- :-:- No data available at this section
- NA No data available

Horse/Jockey Name	Franco Sinatra/R J Butt
Finish Rank	10
Fastest Section Time (Section)	0:11.18 (1980 - 1800)
Top Speed [km/h] (Section)	57.7 (1980 - 1800)
Race State	Finished



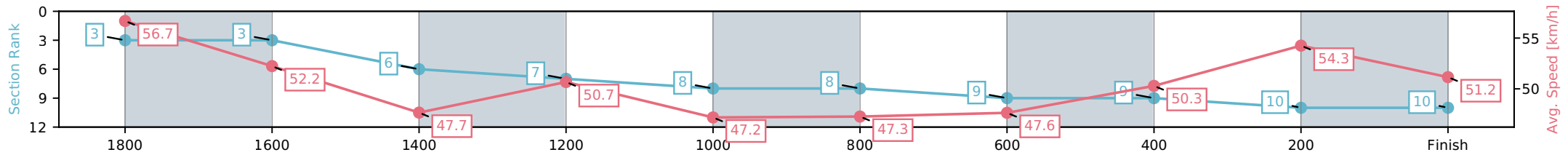
NZ Metropolitan Trotting Club Inc Harness  
 Race 12: ALLIED SECURITY NZ PACING FREE-FOR-ALL  
 (MOBILE PACE) (Gr1) - 1980m



14 November 2025 - 8:07PM

Weather: Raining

Section	L1980	L1800	L1600	L1400	L1200	L1000	L800	L600	L400	L200
Section Times	2:22.44 (0:11.18)	2:11.26 [3] (0:13.87)	1:57.39 [6] (0:15.27)	1:42.12 [7] (0:14.21)	1:27.91 [8] (0:15.43)	1:12.48 [8] (0:15.37)	0:57.11 [9] (0:15.11)	0:42.00 [9] (0:14.58)	0:27.42 [10] (0:13.53)	0:13.89 [10] (0:13.89)
Average Speed [km/h]	56.7	52.2	47.7	50.7	47.2	47.3	47.6	50.3	54.3	51.2
Top Speed [km/h]	57.7	56.6	50.2	51.8	48.5	49.0	48.3	53.7	54.6	54.4
Avg. Dist. to Rail [m]	1.7	1.2	1.5	3.7	1.5	1.4	2.6	2.6	2.8	3.3



- [ ] Ranking at each section and finish
- :-:- No data available at this section
- NA No data available



NZ Metropolitan Trotting Club Inc Harness  
Race 13: ROAD METALS MOBILE PACE - 1980m

14 November 2025 - 8:35PM



Weather: Raining

Field Times (Race Tempo) 2:20.28 (0:11.60) 2:08.68 (0:14.82) 1:53.86 (0:15.06) 1:38.80 (0:13.94) 1:24.86 (0:14.66) 1:10.21 (0:14.99) 0:55.22 (0:14.14) 0:41.07 (0:13.85)

Rank	TAB#	Horse	Overall Time	First 400m	Top Speed km/h (Section)	L1980	L1800	L1600	L1400	L1200	L1000	L800	L600
	(BAR#)	Driver	Margin (DT-W)	Last 600m	Fastest Section (Time)	Start - 1800	1800 - 1600	1600 - 1400	1400 - 1200	1200 - 1000	1000 - 800	800 - 600	600 - 400
1	3	The Lazarus Effect	2:20.28	0:27.94	56.0 (1980 - 1800)	2:20.28	2:08.68 [1]	1:53.86 [1]	1:38.81 [1]	1:24.87 [1]	1:10.21 [1]	0:55.22 [1]	0:41.07 [1]
	(3)	R J Butt		0:41.07	1980 - 1800 (0:11.60)	(0:11.60)	(0:14.82)	(0:15.05)	(0:13.94)	(0:14.66)	(0:14.99)	(0:14.15)	(0:13.84)
2	1	Here's Herbie	2:20.76	0:28.24	54.9 (1980 - 1800)	2:20.76	2:08.86 [3]	1:54.03 [2]	1:38.97 [3]	1:25.04 [3]	1:10.35 [3]	0:55.43 [3]	0:41.28 [3]
	(1)	J F Curtin	2.7L (+0)	0:41.28	1980 - 1800 (0:11.90)	(0:11.90)	(0:14.83)	(0:15.06)	(0:13.93)	(0:14.69)	(0:14.92)	(0:14.15)	(0:13.94)
3	11	Arthur Shelby	2:22.23	0:28.85	54.5 (1400-1200)	2:22.23	2:09.91 [6]	1:54.91 [4]	1:40.18 [2]	1:26.66 [2]	1:12.00 [2]	0:57.10 [2]	0:42.93 [2]
	(11)	S W Hill	11.1L (+18)	0:42.93	1980 - 1800 (0:12.32)	(0:12.32)	(0:15.00)	(0:14.73)	(0:13.52)	(0:14.66)	(0:14.90)	(0:14.17)	(0:14.02)
4	10	Double Time	2:22.23	0:28.58	54.8 (1980 - 1800)	2:22.23	2:10.05 [5]	1:55.16 [5]	1:40.13 [5]	1:26.18 [5]	1:11.49 [5]	0:56.56 [4]	0:42.45 [4]
	(10)	John R Dunn	11.2L (+4)	0:42.45	1980 - 1800 (0:12.18)	(0:12.18)	(0:14.89)	(0:15.03)	(0:13.95)	(0:14.69)	(0:14.93)	(0:14.11)	(0:14.08)
5	8	Harrison John	2:22.26	0:30.29	55.3 (400-200)	2:22.26	2:09.20 [13]	1:53.48 [13]	1:38.66 [13]	1:24.56 [13]	1:09.99 [13]	0:55.05 [13]	0:41.03 [12]
	(8)	B N Orange	11.3L (+28)	0:41.03	1980 - 1800 (0:13.06)	(0:13.06)	(0:15.72)	(0:14.82)	(0:14.10)	(0:14.57)	(0:14.94)	(0:14.02)	(0:14.04)
6	7	Built For Glory	2:22.34	0:29.25	52.9 (400-200)	2:22.34	2:09.71 [8]	1:54.62 [8]	1:39.81 [8]	1:25.64 [8]	1:11.06 [8]	0:56.11 [8]	0:41.94 [7]
	(7)	T M Williams	11.8L (+16)	0:41.94	1980 - 1800 (0:12.63)	(0:12.63)	(0:15.09)	(0:14.81)	(0:14.17)	(0:14.58)	(0:14.95)	(0:14.17)	(0:14.14)
7	12	Rock Band	2:22.49	0:28.89	54.2 (1980 - 1800)	2:22.49	2:09.94 [7]	1:55.11 [7]	1:40.09 [7]	1:26.15 [7]	1:11.47 [7]	0:56.51 [7]	0:42.38 [5]
	(12)	G W Dixon	12.6L (+0)	0:42.38	1980 - 1800 (0:12.55)	(0:12.55)	(0:14.83)	(0:15.02)	(0:13.94)	(0:14.68)	(0:14.96)	(0:14.13)	(0:14.14)
8	14	The Big Lebowski	2:22.84	0:29.57	53.7 (400-200)	2:22.84	2:09.95 [10]	1:54.78 [10]	1:39.96 [9]	1:25.83 [9]	1:11.21 [9]	0:56.31 [9]	0:42.16 [8]
	(14)	Mark Purdon	14.7L (+25)	0:42.16	1980 - 1800 (0:12.89)	(0:12.89)	(0:15.17)	(0:14.82)	(0:14.13)	(0:14.62)	(0:14.90)	(0:14.15)	(0:14.28)
9	6	Miki Bennett	2:22.99	0:29.93	53.4 (600-400)	2:22.99	2:10.26 [12]	1:54.56 [12]	1:39.72 [11]	1:25.63 [11]	1:11.03 [11]	0:56.11 [11]	0:42.02 [9]
	(6)	T S Chmiel	15.5L (+17)	0:42.02	1980 - 1800 (0:12.73)	(0:12.73)	(0:15.70)	(0:14.84)	(0:14.09)	(0:14.60)	(0:14.92)	(0:14.09)	(0:14.04)
10	9	Smoke On The Water	2:23.14	0:29.85	53.5 (600-400)	2:23.14	2:09.90 [11]	1:54.77 [11]	1:40.05 [11]	1:25.78 [12]	1:11.13 [12]	0:56.18 [12]	0:41.92 [13]
	(9)	M J Williamson	16.4L (+7)	0:41.92	1980 - 1800 (0:13.24)	(0:13.24)	(0:15.13)	(0:14.72)	(0:14.27)	(0:14.65)	(0:14.95)	(0:14.26)	(0:14.15)

[ ] Position in running at each section and finish  
 TAB# Saddle cloth number  
 -:-:- No data available at this section  
 BAR# Barrier/Gate Position  
 NA No data available  
 DNF Did not finish  
 DNT Did not track  
 DT-W Distance travelled compared to winner in metres

Fastest split  
 Fastest section



NZ Metropolitan Trotting Club Inc Harness  
Race 13: ROAD METALS MOBILE PACE - 1980m

14 November 2025 - 8:35PM



Weather: Raining

Field Times (Race Tempo)      2:20.28 (0:11.60)    2:08.68 (0:14.82)    1:53.86 (0:15.06)    1:38.80 (0:13.94)    1:24.86 (0:14.66)    1:10.21 (0:14.99)    0:55.22 (0:14.14)    0:41.07 (0:13.85)

Rank	TAB#	Horse	Overall Time	First 400m	Top Speed km/h (Section)	L1980	L1800	L1600	L1400	L1200	L1000	L800	L600
	(BAR#)	Driver	Margin (DT-W)	Last 600m	Fastest Section (Time)	Start - 1800	1800 - 1600	1600 - 1400	1400 - 1200	1200 - 1000	1000 - 800	800 - 600	600 - 400
11	2	Tabasco	2:23.48	0:28.54	53.8 (1980 - 1800)	2:23.48	2:11.45 [4]	1:56.47 [6]	1:41.36 [6]	1:27.17 [6]	1:12.57 [6]	0:57.62 [6]	0:43.42 [6]
	(2)	Brad Williamson	18.3L (+22)	0:43.42	1980 - 1800 (0:12.03)	(0:12.03)	(0:14.98)	(0:15.11)	(0:14.19)	(0:14.60)	(0:14.95)	(0:14.20)	(0:14.45)
12	4	Magician	2:24.00	0:29.27	51.9 (600-400)	2:24.00	2:11.38 [9]	1:56.24 [9]	1:41.25 [10]	1:26.95 [10]	1:12.29 [10]	0:57.35 [10]	0:43.10 [11]
	(4)	C J Dalgety	21.3L (+3)	0:43.10	1980 - 1800 (0:12.62)	(0:12.62)	(0:15.14)	(0:14.99)	(0:14.30)	(0:14.66)	(0:14.94)	(0:14.25)	(0:14.29)
13	5	Step It Up A Notch	2:25.97	0:28.21	55.0 (1980 - 1800)	2:25.97	2:14.18 [2]	1:59.29 [3]	1:44.16 [4]	1:29.98 [4]	1:15.36 [4]	1:00.39 [5]	0:46.07 [10]
	(5)	S J Ottley	32.5L (+22)	0:46.07	1980 - 1800 (0:11.79)	(0:11.79)	(0:14.89)	(0:15.13)	(0:14.18)	(0:14.62)	(0:14.97)	(0:14.32)	(0:15.20)
14	13	South Seas Rock	2:40.90	0:37.17	49.2 (400-200)	2:40.90	2:21.03 [14]	2:05.30 [14]	1:49.83 [14]	1:34.44 [14]	1:18.19 [14]	1:02.20 [14]	0:46.45 [14]
	(13)	H V Douglas	117.8L (-2)	0:46.45	400-200 (0:15.04)	(0:19.87)	(0:15.73)	(0:15.47)	(0:15.39)	(0:16.25)	(0:15.99)	(0:15.75)	(0:16.07)

- [ ] Position in running at each section and finish    TAB# Saddle cloth number
- :--:-- No data available at this section                    BAR# Barrier/Gate Position
- NA No data available    DNF Did not finish
- DNT Did not track     DT-W Distance travelled compared to winner in metres

- Fastest split
- Fastest section



NZ Metropolitan Trotting Club Inc Harness  
Race 13: ROAD METALS MOBILE PACE - 1980m

14 November 2025 - 8:35PM



Weather: Raining

Field Times                      0:27.23      0:13.85  
(Race Tempo)                    (0:13.38)    (0:13.85)

Rank	TAB#	Horse	Overall Time	First 400m	Top Speed km/h (Section)	L400	L200						
	(BAR#)	Driver	Margin (DT-W)	Last 600m	Fastest Section (Time)	400 - 200	200 - Finish						
1	3	The Lazarus Effect	2:20.28	0:27.94	56.0 (1980 - 1800)	0:27.23 [1]	0:13.85 [1]						
	(3)	R J Butt		0:41.07	1980 - 1800 (0:11.60)	(0:13.38)	(0:13.85)						
2	1	Here's Herbie	2:20.76	0:28.24	54.9 (1980 - 1800)	0:27.34 [2]	0:13.93 [2]						
	(1)	J F Curtin	2.7L (+0)	0:41.28	1980 - 1800 (0:11.90)	(0:13.41)	(0:13.93)						
3	11	Arthur Shelby	2:22.23	0:28.85	54.5 (1400-1200)	0:28.91 [3]	0:14.78 [3]						
	(11)	S W Hill	11.1L (+18)	0:42.93	1980 - 1800 (0:12.32)	(0:14.13)	(0:14.78)						
4	10	Double Time	2:22.23	0:28.58	54.8 (1980 - 1800)	0:28.37 [4]	0:14.32 [3]						
	(10)	John R Dunn	11.2L (+4)	0:42.45	1980 - 1800 (0:12.18)	(0:14.05)	(0:14.32)						
5	8	Harrison John	2:22.26	0:30.29	55.3 (400-200)	0:26.99 [8]	0:13.27 [5]						
	(8)	B N Orange	11.3L (+28)	0:41.03	1980 - 1800 (0:13.06)	(0:13.72)	(0:13.27)						
6	7	Built For Glory	2:22.34	0:29.25	52.9 (400-200)	0:27.80 [6]	0:13.82 [6]						
	(7)	T M Williams	11.8L (+16)	0:41.94	1980 - 1800 (0:12.63)	(0:13.98)	(0:13.82)						
7	12	Rock Band	2:22.49	0:28.89	54.2 (1980 - 1800)	0:28.24 [5]	0:14.13 [7]						
	(12)	G W Dixon	12.6L (+0)	0:42.38	1980 - 1800 (0:12.55)	(0:14.11)	(0:14.13)						
8	14	The Big Lebowski	2:22.84	0:29.57	53.7 (400-200)	0:27.88 [7]	0:13.91 [8]						
	(14)	Mark Purdon	14.7L (+25)	0:42.16	1980 - 1800 (0:12.89)	(0:13.97)	(0:13.91)						
9	6	Miki Bennett	2:22.99	0:29.93	53.4 (600-400)	0:27.98 [10]	0:13.96 [9]						
	(6)	T S Chmiel	15.5L (+17)	0:42.02	1980 - 1800 (0:12.73)	(0:14.02)	(0:13.96)						
10	9	Smoke On The Water	2:23.14	0:29.85	53.5 (600-400)	0:27.77 [11]	0:13.76 [10]						
	(9)	M J Williamson	16.4L (+7)	0:41.92	1980 - 1800 (0:13.24)	(0:14.01)	(0:13.76)						

- [ ] Position in running at each section and finish    TAB# Saddle cloth number
- :-:- No data available at this section                    BAR# Barrier/Gate Position
- NA No data available    DNF Did not finish
- DNT Did not track    DT-W Distance travelled compared to winner in metres

- Fastest split
- Fastest section



NZ Metropolitan Trotting Club Inc Harness  
Race 13: ROAD METALS MOBILE PACE - 1980m

14 November 2025 - 8:35PM



Weather: Raining

Field Times                    0:27.23    0:13.85  
(Race Tempo)                (0:13.38)   (0:13.85)

Rank	TAB#	Horse	Overall Time	First 400m	Top Speed km/h (Section)	L400	L200						
	(BAR#)	Driver	Margin (DT-W)	Last 600m	Fastest Section (Time)	400 - 200	200 - Finish						
11	2	Tabasco	2:23.48	0:28.54	53.8 (1980 - 1800)	0:28.97 [9]	0:14.46 [11]						
	(2)	Brad Williamson	18.3L (+22)	0:43.42	1980 - 1800 (0:12.03)	(0:14.51)	(0:14.46)						
12	4	Magician	2:24.00	0:29.27	51.9 (600-400)	0:28.81 [12]	0:14.40 [12]						
	(4)	C J Dalgety	21.3L (+3)	0:43.10	1980 - 1800 (0:12.62)	(0:14.41)	(0:14.40)						
13	5	Step It Up A Notch	2:25.97	0:28.21	55.0 (1980 - 1800)	0:30.87 [13]	0:15.57 [13]						
	(5)	S J Ottley	32.5L (+22)	0:46.07	1980 - 1800 (0:11.79)	(0:15.30)	(0:15.57)						
14	13	South Seas Rock	2:40.90	0:37.17	49.2 (400-200)	0:30.38 [14]	0:15.34 [14]						
	(13)	H V Douglas	117.8L (-2)	0:46.45	400-200 (0:15.04)	(0:15.04)	(0:15.34)						

- [ ] Position in running at each section and finish    TAB# Saddle cloth number
- :--:-- No data available at this section                BAR# Barrier/Gate Position
- NA No data available                                        DNF Did not finish
- DNT Did not track     DT-W Distance travelled compared to winner in metres

- Fastest split
- Fastest section

Horse/Jockey Name	The Lazarus Effect/R J Butt
Finish Rank	1
Fastest Section Time (Section)	0:11.60 (1980 - 1800)
Top Speed [km/h] (Section)	56.0 (1980 - 1800)
Race State	Finished



NZ Metropolitan Trotting Club Inc Harness

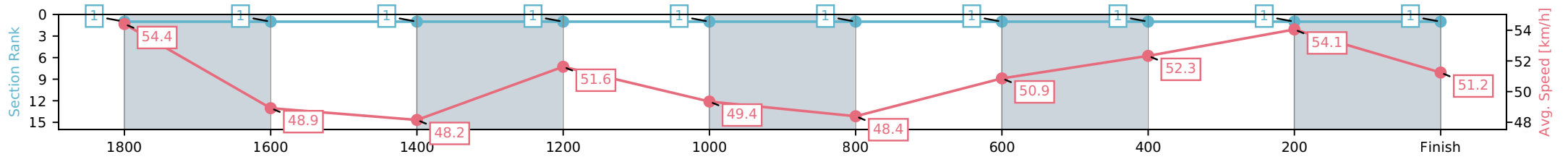
Race 13: ROAD METALS MOBILE PACE - 1980m



14 November 2025 - 8:35PM

Weather: Raining

Section	L1980	L1800	L1600	L1400	L1200	L1000	L800	L600	L400	L200
Section Times	2:20.28 (0:11.60)	2:08.68 [1] (0:14.82)	1:53.86 [1] (0:15.05)	1:38.81 [1] (0:13.94)	1:24.87 [1] (0:14.66)	1:10.21 [1] (0:14.99)	0:55.22 [1] (0:14.15)	0:41.07 [1] (0:13.84)	0:27.23 [1] (0:13.38)	0:13.85 [1] (0:13.85)
Average Speed [km/h]	54.4	48.9	48.2	51.6	49.4	48.4	50.9	52.3	54.1	51.2
Top Speed [km/h]	56.0	51.8	49.6	53.1	51.0	50.6	51.4	54.3	55.2	53.5
Avg. Dist. to Rail [m]	4.2	1.2	0.9	2.2	0.7	1.0	1.2	0.8	1.1	3.7



[ ] Ranking at each section and finish  
 -:-:- No data available at this section  
 NA No data available

Horse/Jockey Name	Here's Herbie/J F Curtin
Finish Rank	2
Fastest Section Time (Section)	0:11.90 (1980 - 1800)
Top Speed [km/h] (Section)	54.9 (1980 - 1800)
Race State	Finished



NZ Metropolitan Trotting Club Inc Harness

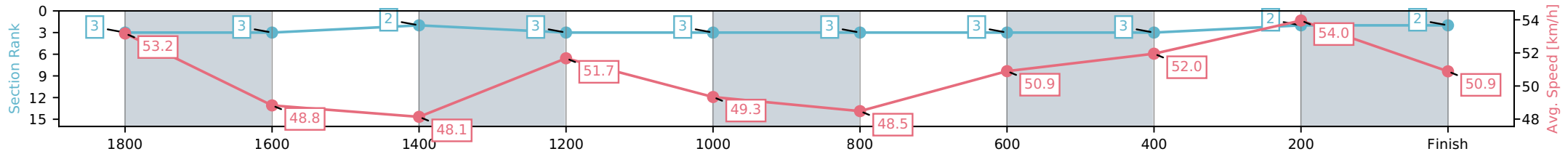
Race 13: ROAD METALS MOBILE PACE - 1980m



14 November 2025 - 8:35PM

Weather: Raining

Section	L1980	L1800	L1600	L1400	L1200	L1000	L800	L600	L400	L200
Section Times	2:20.76 (0:11.90)	2:08.86 [3] (0:14.83)	1:54.03 [2] (0:15.06)	1:38.97 [3] (0:13.93)	1:25.04 [3] (0:14.69)	1:10.35 [3] (0:14.92)	0:55.43 [3] (0:14.15)	0:41.28 [3] (0:13.94)	0:27.34 [2] (0:13.41)	0:13.93 [2] (0:13.93)
Average Speed [km/h]	53.2	48.8	48.1	51.7	49.3	48.5	50.9	52.0	54.0	50.9
Top Speed [km/h]	54.9	50.8	49.6	53.6	50.5	50.8	51.3	53.7	54.3	54.4
Avg. Dist. to Rail [m]	1.6	1.1	1.0	2.5	0.8	0.7	1.0	0.8	1.1	2.3



- [ ] Ranking at each section and finish
- :-:- No data available at this section
- NA No data available

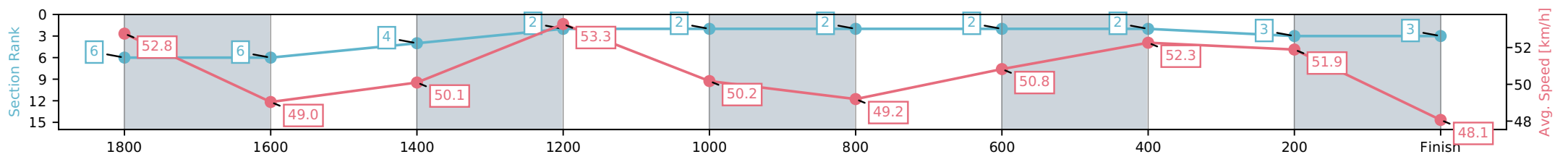
Horse/Jockey Name	Arthur Shelby/S W Hill
Finish Rank	3
Fastest Section Time (Section)	0:12.32 (1980 - 1800)
Top Speed [km/h] (Section)	54.5 (1400-1200)
Race State	Finished



NZ Metropolitan Trotting Club Inc Harness  
 Race 13: ROAD METALS MOBILE PACE - 1980m  
 14 November 2025 - 8:35PM  
 Weather: Raining



Section	L1980	L1800	L1600	L1400	L1200	L1000	L800	L600	L400	L200
Section Times	2:22.23 (0:12.32)	2:09.91 [6] (0:15.00)	1:54.91 [4] (0:14.73)	1:40.18 [2] (0:13.52)	1:26.66 [2] (0:14.66)	1:12.00 [2] (0:14.90)	0:57.10 [2] (0:14.17)	0:42.93 [2] (0:14.02)	0:28.91 [3] (0:14.13)	0:14.78 [3] (0:14.78)
Average Speed [km/h]	52.8	49.0	50.1	53.3	50.2	49.2	50.8	52.3	51.9	48.1
Top Speed [km/h]	54.2	50.6	54.4	54.5	51.6	50.8	51.2	53.5	53.4	50.4
Avg. Dist. to Rail [m]	3.7	3.2	3.5	5.8	2.7	2.4	2.6	2.4	2.9	4.8



[ ] Ranking at each section and finish  
 -:-:- No data available at this section  
 NA No data available

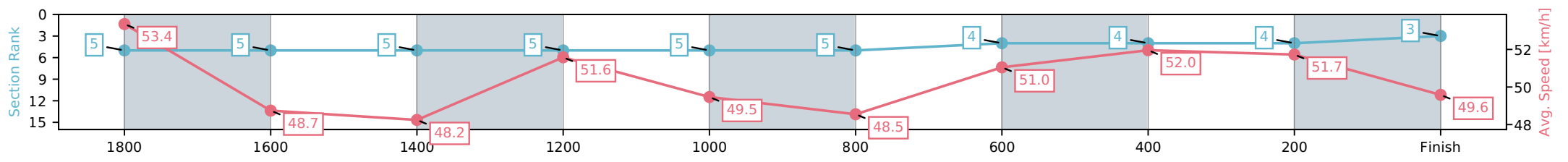
Horse/Jockey Name	Double Time/John R Dunn
Finish Rank	4
Fastest Section Time (Section)	0:12.18 (1980 - 1800)
Top Speed [km/h] (Section)	54.8 (1980 - 1800)
Race State	Finished



NZ Metropolitan Trotting Club Inc Harness  
 Race 13: ROAD METALS MOBILE PACE - 1980m  
 14 November 2025 - 8:35PM  
 Weather: Raining



Section	L1980	L1800	L1600	L1400	L1200	L1000	L800	L600	L400	L200
Section Times	2:22.23 (0:12.18)	2:10.05 [5] (0:14.89)	1:55.16 [5] (0:15.03)	1:40.13 [5] (0:13.95)	1:26.18 [5] (0:14.69)	1:11.49 [5] (0:14.93)	0:56.56 [4] (0:14.11)	0:42.45 [4] (0:14.08)	0:28.37 [4] (0:14.05)	0:14.32 [3] (0:14.32)
Average Speed [km/h]	53.4	48.7	48.2	51.6	49.5	48.5	51.0	52.0	51.7	49.6
Top Speed [km/h]	54.8	50.8	49.5	52.8	50.8	50.7	51.7	52.3	52.5	51.1
Avg. Dist. to Rail [m]	1.6	1.3	1.1	2.7	1.1	0.9	1.4	2.1	1.7	3.2



[ ] Ranking at each section and finish  
 -:-:- No data available at this section  
 NA No data available

Horse/Jockey Name	Harrison John/B N Orange
Finish Rank	5
Fastest Section Time (Section)	0:13.06 (1980 - 1800)
Top Speed [km/h] (Section)	55.3 (400-200)
Race State	Finished



NZ Metropolitan Trotting Club Inc Harness

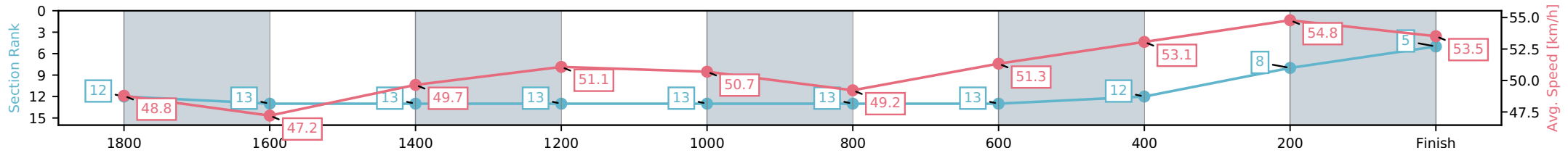
Race 13: ROAD METALS MOBILE PACE - 1980m

14 November 2025 - 8:35PM

Weather: Raining



Section	L1980	L1800	L1600	L1400	L1200	L1000	L800	L600	L400	L200
Section Times	2:22.26 (0:13.06)	2:09.20 [13] (0:15.72)	1:53.48 [13] (0:14.82)	1:38.66 [13] (0:14.10)	1:24.56 [13] (0:14.57)	1:09.99 [13] (0:14.94)	0:55.05 [13] (0:14.02)	0:41.03 [12] (0:14.04)	0:26.99 [8] (0:13.72)	0:13.27 [5] (0:13.27)
Average Speed [km/h]	48.8	47.2	49.7	51.1	50.7	49.2	51.3	53.1	54.8	53.5
Top Speed [km/h]	49.3	49.2	51.2	51.9	51.4	51.1	52.3	54.1	55.3	55.1
Avg. Dist. to Rail [m]	12.3	5.2	3.0	5.1	3.2	2.8	3.3	4.6	6.6	8.9



- [ ] Ranking at each section and finish
- :-:- No data available at this section
- NA No data available

Horse/Jockey Name	Built For Glory/T M Williams
Finish Rank	6
Fastest Section Time (Section)	0:12.63 (1980 - 1800)
Top Speed [km/h] (Section)	52.9 (400-200)
Race State	Finished



NZ Metropolitan Trotting Club Inc Harness

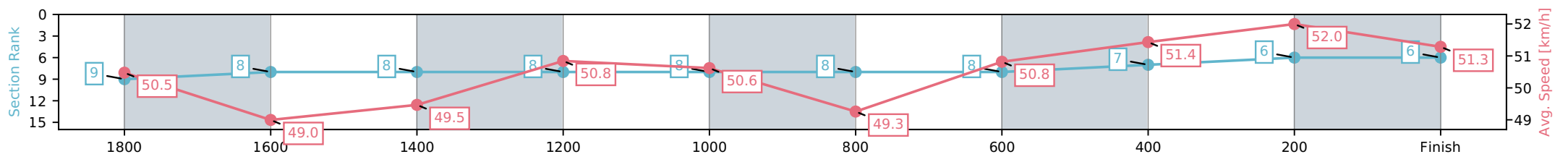
Race 13: ROAD METALS MOBILE PACE - 1980m



14 November 2025 - 8:35PM

Weather: Raining

Section	L1980	L1800	L1600	L1400	L1200	L1000	L800	L600	L400	L200
Section Times	2:22.34 (0:12.63)	2:09.71 [8] (0:15.09)	1:54.62 [8] (0:14.81)	1:39.81 [8] (0:14.17)	1:25.64 [8] (0:14.58)	1:11.06 [8] (0:14.95)	0:56.11 [8] (0:14.17)	0:41.94 [7] (0:14.14)	0:27.80 [6] (0:13.98)	0:13.82 [6] (0:13.82)
Average Speed [km/h]	50.5	49.0	49.5	50.8	50.6	49.3	50.8	51.4	52.0	51.3
Top Speed [km/h]	51.6	51.4	51.1	51.6	51.7	51.8	51.7	52.1	52.9	52.6
Avg. Dist. to Rail [m]	10.2	4.7	2.4	4.7	3.1	3.1	3.7	1.9	1.9	5.8



- [ ] Ranking at each section and finish
- :-:- No data available at this section
- NA No data available

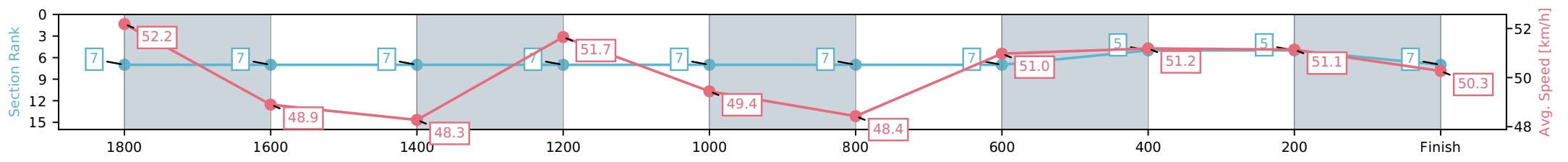
Horse/Jockey Name	Rock Band/G W Dixon
Finish Rank	7
Fastest Section Time (Section)	0:12.55 (1980 - 1800)
Top Speed [km/h] (Section)	54.2 (1980 - 1800)
Race State	Finished



NZ Metropolitan Trotting Club Inc Harness  
 Race 13: ROAD METALS MOBILE PACE - 1980m  
 14 November 2025 - 8:35PM  
 Weather: Raining



Section	L1980	L1800	L1600	L1400	L1200	L1000	L800	L600	L400	L200
Section Times	2:22.49 (0:12.55)	2:09.94 [7] (0:14.83)	1:55.11 [7] (0:15.02)	1:40.09 [7] (0:13.94)	1:26.15 [7] (0:14.68)	1:11.47 [7] (0:14.96)	0:56.51 [7] (0:14.13)	0:42.38 [5] (0:14.14)	0:28.24 [5] (0:14.11)	0:14.13 [7] (0:14.13)
Average Speed [km/h]	52.2	48.9	48.3	51.7	49.4	48.4	51.0	51.2	51.1	50.3
Top Speed [km/h]	54.2	51.6	49.4	52.9	50.8	50.8	51.7	52.7	52.3	52.4
Avg. Dist. to Rail [m]	3.6	1.1	1.1	2.7	1.0	0.9	1.2	0.9	0.7	1.4



[ ] Ranking at each section and finish  
 -:-:- No data available at this section  
 NA No data available

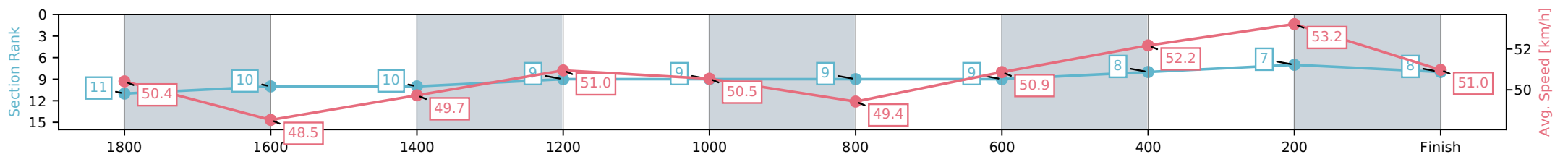
Horse/Jockey Name	The Big Lebowski/Mark Purdon
Finish Rank	8
Fastest Section Time (Section)	0:12.89 (1980 - 1800)
Top Speed [km/h] (Section)	53.7 (400-200)
Race State	Finished



NZ Metropolitan Trotting Club Inc Harness  
 Race 13: ROAD METALS MOBILE PACE - 1980m  
 14 November 2025 - 8:35PM  
 Weather: Raining



Section	L1980	L1800	L1600	L1400	L1200	L1000	L800	L600	L400	L200
Section Times	2:22.84 (0:12.89)	2:09.95 [10] (0:15.17)	1:54.78 [10] (0:14.82)	1:39.96 [9] (0:14.13)	1:25.83 [9] (0:14.62)	1:11.21 [9] (0:14.90)	0:56.31 [9] (0:14.15)	0:42.16 [8] (0:14.28)	0:27.88 [7] (0:13.97)	0:13.91 [8] (0:13.91)
Average Speed [km/h]	50.4	48.5	49.7	51.0	50.5	49.4	50.9	52.2	53.2	51.0
Top Speed [km/h]	51.3	49.2	51.6	51.6	51.1	51.3	51.7	52.8	53.7	53.6
Avg. Dist. to Rail [m]	6.2	3.3	3.2	5.3	3.2	2.9	3.6	4.6	5.0	7.3



[ ] Ranking at each section and finish  
 -:-:- No data available at this section  
 NA No data available

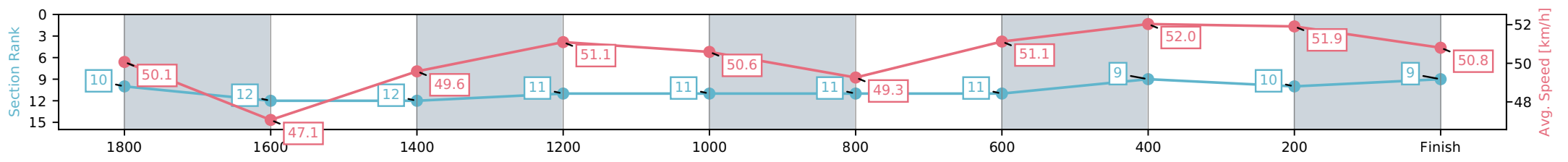
Horse/Jockey Name	Miki Bennett/T S Chmiel
Finish Rank	9
Fastest Section Time (Section)	0:12.73 (1980 - 1800)
Top Speed [km/h] (Section)	53.4 (600-400)
Race State	Finished



NZ Metropolitan Trotting Club Inc Harness  
 Race 13: ROAD METALS MOBILE PACE - 1980m  
 14 November 2025 - 8:35PM  
 Weather: Raining



Section	L1980	L1800	L1600	L1400	L1200	L1000	L800	L600	L400	L200
Section Times	2:22.99 (0:12.73)	2:10.26 [12] (0:15.70)	1:54.56 [12] (0:14.84)	1:39.72 [11] (0:14.09)	1:25.63 [11] (0:14.60)	1:11.03 [11] (0:14.92)	0:56.11 [11] (0:14.09)	0:42.02 [9] (0:14.04)	0:27.98 [10] (0:14.02)	0:13.96 [9] (0:13.96)
Average Speed [km/h]	50.1	47.1	49.6	51.1	50.6	49.3	51.1	52.0	51.9	50.8
Top Speed [km/h]	51.3	49.5	51.3	51.6	51.1	51.1	52.0	53.4	52.5	52.2
Avg. Dist. to Rail [m]	8.3	4.2	2.9	4.9	3.1	2.7	3.1	2.4	1.6	3.7



- [ ] Ranking at each section and finish
- :-:- No data available at this section
- NA No data available

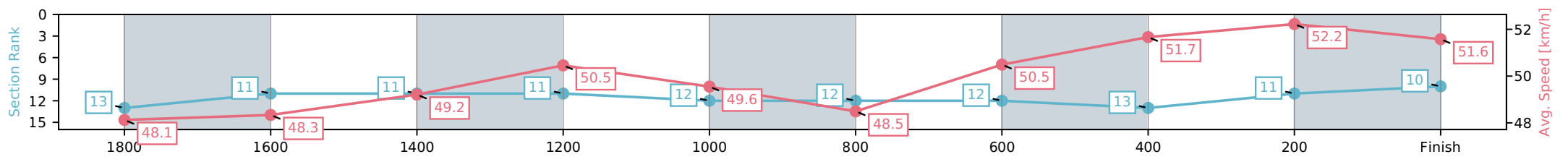
Horse/Jockey Name	Smoke On The Water/M J Williamson
Finish Rank	10
Fastest Section Time (Section)	0:13.24 (1980 - 1800)
Top Speed [km/h] (Section)	53.5 (600-400)
Race State	Finished



NZ Metropolitan Trotting Club Inc Harness  
 Race 13: ROAD METALS MOBILE PACE - 1980m  
 14 November 2025 - 8:35PM  
 Weather: Raining



Section	L1980	L1800	L1600	L1400	L1200	L1000	L800	L600	L400	L200
Section Times	2:23.14 (0:13.24)	2:09.90 [11] (0:15.13)	1:54.77 [11] (0:14.72)	1:40.05 [11] (0:14.27)	1:25.78 [12] (0:14.65)	1:11.13 [12] (0:14.95)	0:56.18 [12] (0:14.26)	0:41.92 [13] (0:14.15)	0:27.77 [11] (0:14.01)	0:13.76 [10] (0:13.76)
Average Speed [km/h]	48.1	48.3	49.2	50.5	49.6	48.5	50.5	51.7	52.2	51.6
Top Speed [km/h]	49.5	50.9	49.7	51.3	50.4	50.1	51.2	53.5	53.3	52.3
Avg. Dist. to Rail [m]	14.7	4.2	1.0	2.9	1.1	1.0	1.6	2.2	2.6	2.9



[ ] Ranking at each section and finish  
 -:-:- No data available at this section  
 NA No data available

Horse/Jockey Name	Tabasco/Brad Williamson
Finish Rank	11
Fastest Section Time (Section)	0:12.03 (1980 - 1800)
Top Speed [km/h] (Section)	53.8 (1980 - 1800)
Race State	Finished



NZ Metropolitan Trotting Club Inc Harness

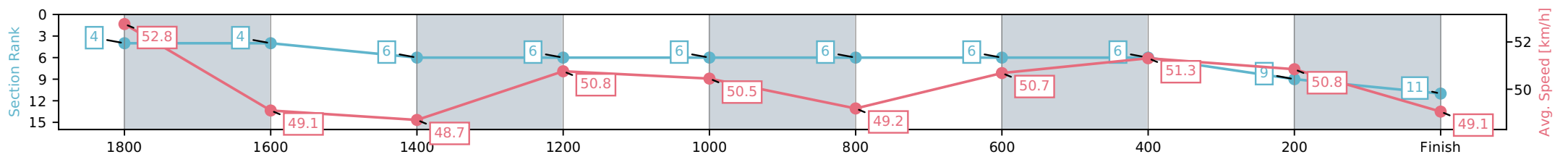
Race 13: ROAD METALS MOBILE PACE - 1980m

14 November 2025 - 8:35PM

Weather: Raining



Section	L1980	L1800	L1600	L1400	L1200	L1000	L800	L600	L400	L200
Section Times	2:23.48 (0:12.03)	2:11.45 [4] (0:14.98)	1:56.47 [6] (0:15.11)	1:41.36 [6] (0:14.19)	1:27.17 [6] (0:14.60)	1:12.57 [6] (0:14.95)	0:57.62 [6] (0:14.20)	0:43.42 [6] (0:14.45)	0:28.97 [9] (0:14.51)	0:14.46 [11] (0:14.46)
Average Speed [km/h]	52.8	49.1	48.7	50.8	50.5	49.2	50.7	51.3	50.8	49.1
Top Speed [km/h]	53.8	50.9	49.1	51.4	51.2	51.2	51.2	51.6	51.3	50.5
Avg. Dist. to Rail [m]	3.6	3.1	2.9	4.7	2.9	2.6	3.4	4.2	3.7	5.6



- [ ] Ranking at each section and finish
- :-:- No data available at this section
- NA No data available

Horse/Jockey Name	Magician/C J Dalgety
Finish Rank	12
Fastest Section Time (Section)	0:12.62 (1980 - 1800)
Top Speed [km/h] (Section)	51.9 (600-400)
Race State	Finished



NZ Metropolitan Trotting Club Inc Harness

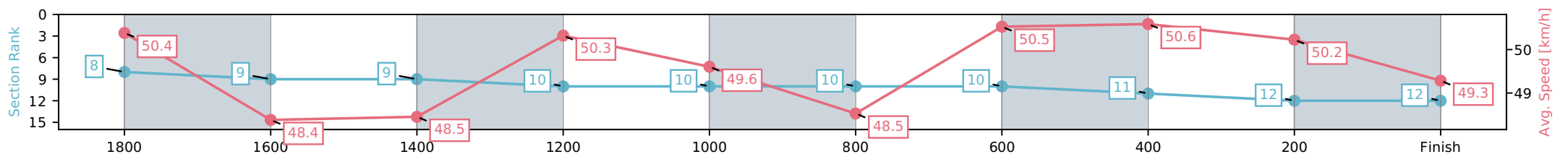
Race 13: ROAD METALS MOBILE PACE - 1980m



14 November 2025 - 8:35PM

Weather: Raining

Section	L1980	L1800	L1600	L1400	L1200	L1000	L800	L600	L400	L200
Section Times	2:24.00 (0:12.62)	2:11.38 [9] (0:15.14)	1:56.24 [9] (0:14.99)	1:41.25 [10] (0:14.30)	1:26.95 [10] (0:14.66)	1:12.29 [10] (0:14.94)	0:57.35 [10] (0:14.25)	0:43.10 [11] (0:14.29)	0:28.81 [12] (0:14.41)	0:14.40 [12] (0:14.40)
Average Speed [km/h]	50.4	48.4	48.5	50.3	49.6	48.5	50.5	50.6	50.2	49.3
Top Speed [km/h]	51.0	49.2	49.1	50.9	50.4	50.4	50.9	51.9	51.7	51.6
Avg. Dist. to Rail [m]	6.2	3.0	1.3	3.0	1.2	1.1	1.7	0.9	1.1	2.8



- [ ] Ranking at each section and finish
- :-:- No data available at this section
- NA No data available

Horse/Jockey Name	Step It Up A Notch/S J Ottley
Finish Rank	13
Fastest Section Time (Section)	0:11.79 (1980 - 1800)
Top Speed [km/h] (Section)	55.0 (1980 - 1800)
Race State	Finished



NZ Metropolitan Trotting Club Inc Harness

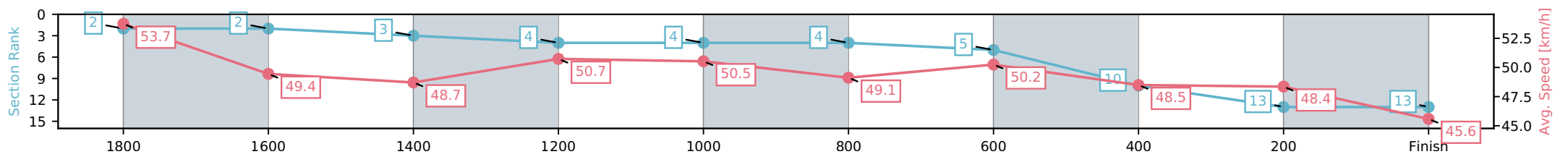
Race 13: ROAD METALS MOBILE PACE - 1980m



14 November 2025 - 8:35PM

Weather: Raining

Section	L1980	L1800	L1600	L1400	L1200	L1000	L800	L600	L400	L200
Section Times	2:25.97 (0:11.79)	2:14.18 [2] (0:14.89)	1:59.29 [3] (0:15.13)	1:44.16 [4] (0:14.18)	1:29.98 [4] (0:14.62)	1:15.36 [4] (0:14.97)	1:00.39 [5] (0:14.32)	0:46.07 [10] (0:15.20)	0:30.87 [13] (0:15.30)	0:15.57 [13] (0:15.57)
Average Speed [km/h]	53.7	49.4	48.7	50.7	50.5	49.1	50.2	48.5	48.4	45.6
Top Speed [km/h]	55.0	52.2	49.0	51.4	51.2	50.5	51.0	49.0	48.8	47.7
Avg. Dist. to Rail [m]	7.0	3.5	3.2	4.8	3.1	2.8	3.1	3.3	4.4	7.8



- [ ] Ranking at each section and finish
- :-:- No data available at this section
- NA No data available

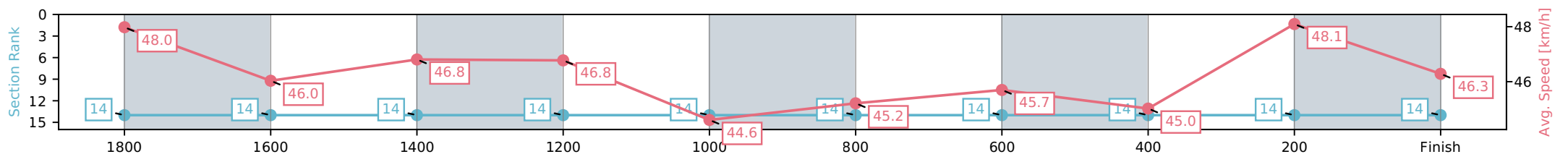
Horse/Jockey Name	South Seas Rock/H V Douglas
Finish Rank	14
Fastest Section Time (Section)	0:15.04 (400-200)
Top Speed [km/h] (Section)	49.2 (400-200)
Race State	Finished



NZ Metropolitan Trotting Club Inc Harness  
 Race 13: ROAD METALS MOBILE PACE - 1980m  
 14 November 2025 - 8:35PM  
 Weather: Raining



Section	L1980	L1800	L1600	L1400	L1200	L1000	L800	L600	L400	L200
Section Times	2:40.90 (0:19.87)	2:21.03 [14] (0:15.73)	2:05.30 [14] (0:15.47)	1:49.83 [14] (0:15.39)	1:34.44 [14] (0:16.25)	1:18.19 [14] (0:15.99)	1:02.20 [14] (0:15.75)	0:46.45 [14] (0:16.07)	0:30.38 [14] (0:15.04)	0:15.34 [14] (0:15.34)
Average Speed [km/h]	48.0	46.0	46.8	46.8	44.6	45.2	45.7	45.0	48.1	46.3
Top Speed [km/h]	49.0	46.7	48.3	48.2	45.7	46.4	46.9	46.9	49.2	48.6
Avg. Dist. to Rail [m]	4.5	1.0	1.0	2.6	0.9	0.8	1.3	0.7	1.0	2.9



[ ] Ranking at each section and finish  
 -:-:- No data available at this section  
 NA No data available