



NZ Metropolitan Trotting Club Inc Harness
 Race 1: XCM SPORT MOBILE TROT - 1980m
 14 November 2025 - 2:09PM



Weather: Raining

Field Times (Race Tempo) 2:27.56 (0:11.52) 2:16.04 (0:14.41) 2:01.62 (0:16.02) 1:45.60 (0:14.90) 1:30.70 (0:15.46) 1:15.24 (0:15.62) 0:59.63 (0:14.57) 0:45.06 (0:14.87)

Rank	TAB#	Horse	Overall Time	First 400m	Top Speed km/h (Section)	L1980	L1800	L1600	L1400	L1200	L1000	L800	L600
	(BAR#)	Driver	Margin (DT-W)	Last 600m	Fastest Section (Time)	Start - 1800	1800 - 1600	1600 - 1400	1400 - 1200	1200 - 1000	1000 - 800	800 - 600	600 - 400
1	4	Tactical Bid	2:27.56	0:30.12	54.4 (600-400)	2:27.56	2:12.95 [11]	1:58.90 [11]	1:43.60 [11]	1:28.26 [11]	1:13.07 [12]	0:57.62 [10]	0:43.71 [8]
	(4)	R J Butt		0:43.71	800-600 (0:13.91)	(0:14.61)	(0:14.05)	(0:15.30)	(0:15.34)	(0:15.19)	(0:15.45)	(0:13.91)	(0:14.30)
2	8	Judy J	2:27.70	0:27.51	54.9 (1980 - 1800)	2:27.70	2:16.11 [1]	2:01.77 [1]	1:45.75 [2]	1:30.49 [2]	1:15.04 [2]	0:59.47 [3]	0:44.94 [3]
	(8)	S J Tomlinson	0.8L (-20)	0:44.94	1980 - 1800 (0:11.59)	(0:11.59)	(0:14.34)	(0:16.02)	(0:15.26)	(0:15.45)	(0:15.57)	(0:14.53)	(0:14.90)
3	5	Very Majestic	2:27.72	0:27.84	56.4 (1980 - 1800)	2:27.72	2:16.20 [2]	2:01.45 [2]	1:45.45 [3]	1:30.20 [3]	1:14.75 [5]	0:59.20 [6]	0:44.67 [6]
	(5)	John R Dunn	0.9L (-23)	0:44.67	1980 - 1800 (0:11.52)	(0:11.52)	(0:14.75)	(0:16.00)	(0:15.25)	(0:15.45)	(0:15.55)	(0:14.53)	(0:14.90)
4	3	Andy Hall	2:28.24	0:28.86	53.9 (1980 - 1800)	2:28.24	2:16.22 [7]	2:00.93 [8]	1:44.97 [8]	1:29.66 [8]	1:14.44 [6]	0:59.43 [4]	0:45.41 [2]
	(3)	A R Garrard	3.8L (-2)	0:45.41	1980 - 1800 (0:12.02)	(0:12.02)	(0:15.29)	(0:15.96)	(0:15.31)	(0:15.22)	(0:15.01)	(0:14.02)	(0:14.73)
5	10	Penelope Lane	2:28.42	0:28.74	53.7 (1800-1600)	2:28.42	2:15.62 [6]	2:01.21 [7]	1:45.48 [7]	1:30.17 [7]	1:14.81 [8]	0:59.49 [7]	0:45.16 [5]
	(10)	Brad Williamson	4.8L (-10)	0:45.16	1980 - 1800 (0:12.80)	(0:12.80)	(0:14.41)	(0:15.73)	(0:15.31)	(0:15.36)	(0:15.32)	(0:14.33)	(0:14.56)
6	9	It's So Easy	2:28.81	0:28.54	54.7 (1980 - 1800)	2:28.81	2:16.78 [5]	2:01.81 [4]	1:46.18 [4]	1:30.93 [4]	1:15.75 [3]	1:00.40 [5]	0:45.80 [7]
	(9)	J F Curtin	6.9L (-5)	0:45.80	1980 - 1800 (0:12.03)	(0:12.03)	(0:14.97)	(0:15.63)	(0:15.25)	(0:15.18)	(0:15.35)	(0:14.60)	(0:15.00)
7	13	Nazareth	2:28.98	0:30.07	51.6 (1800-1600)	2:28.98	2:15.04 [10]	2:00.42 [10]	1:45.12 [10]	1:30.04 [10]	1:14.84 [10]	0:59.57 [11]	0:45.09 [11]
	(13)	C J Dalgety	7.9L (-24)	0:45.09	1980 - 1800 (0:13.94)	(0:13.94)	(0:14.62)	(0:15.30)	(0:15.08)	(0:15.20)	(0:15.27)	(0:14.48)	(0:14.92)
8	12	Pyramid Rose	2:29.15	0:31.44	51.7 (1980 - 1800)	2:29.15	2:13.59 [12]	1:59.19 [12]	1:44.44 [12]	1:29.74 [12]	1:14.63 [11]	0:59.40 [12]	0:44.85 [12]
	(12)	M J Williamson	8.8L (-16)	0:44.85	1800-1600 (0:14.40)	(0:15.56)	(0:14.40)	(0:14.75)	(0:14.70)	(0:15.11)	(0:15.23)	(0:14.55)	(0:14.84)
9	11	Jaccka Baylis	2:29.20	0:29.34	52.1 (1800-1600)	2:29.20	2:16.45 [9]	2:01.43 [9]	1:45.60 [9]	1:30.26 [9]	1:15.08 [9]	0:59.87 [9]	0:45.58 [9]
	(11)	W J House	9.1L (-6)	0:45.58	1980 - 1800 (0:12.75)	(0:12.75)	(0:15.02)	(0:15.83)	(0:15.34)	(0:15.18)	(0:15.21)	(0:14.29)	(0:14.72)
10	14	Midnight Diamond	2:29.36	0:28.85	53.2 (1980 - 1800)	2:29.36	2:16.99 [8]	2:02.04 [3]	1:46.74 [1]	1:32.51 [1]	1:17.05 [1]	1:01.43 [1]	0:46.86 [1]
	(14)	Mark Purdon	10L (-15)	0:46.86	1980 - 1800 (0:12.37)	(0:12.37)	(0:14.95)	(0:15.30)	(0:14.23)	(0:15.46)	(0:15.62)	(0:14.57)	(0:14.87)

Scratched: Clotilde Wainwright (#6)

Report Created: Fri 14 November 2025 (Note: Timing is based on positional data)

[] Position in running at each section and finish TAB# Saddle cloth number
 -:-:- No data available at this section BAR# Barrier/Gate Position
 NA No data available DNF Did not finish
 DNT Did not track DT-W Distance travelled compared to winner in metres

Fastest split
 Fastest section



NZ Metropolitan Trotting Club Inc Harness
 Race 1: XCM SPORT MOBILE TROT - 1980m
 14 November 2025 - 2:09PM



Weather: Raining

Field Times (Race Tempo) 2:27.56 (0:11.52) 2:16.04 (0:14.41) 2:01.62 (0:16.02) 1:45.60 (0:14.90) 1:30.70 (0:15.46) 1:15.24 (0:15.62) 0:59.63 (0:14.57) 0:45.06 (0:14.87)

Rank	TAB#	Horse	Overall Time	First 400m	Top Speed km/h (Section)	L1980	L1800	L1600	L1400	L1200	L1000	L800	L600
	(BAR#)	Driver	Margin (DT-W)	Last 600m	Fastest Section (Time)	Start - 1800	1800 - 1600	1600 - 1400	1400 - 1200	1200 - 1000	1000 - 800	800 - 600	600 - 400
11	2	Jordan Anne	2:29.47	0:28.22	54.8 (1980 - 1800)	2:29.47	2:17.68 [3]	2:02.80 [5]	1:46.82 [5]	1:31.54 [5]	1:16.16 [7]	1:00.60 [8]	0:46.03 [10]
	(2)	J W Cox	10.6L (-23)	0:46.03	1980 - 1800 (0:11.79)	(0:11.79)	(0:14.88)	(0:15.98)	(0:15.28)	(0:15.38)	(0:15.56)	(0:14.57)	(0:14.91)
12	7	Atlantic City	2:29.56	0:28.49	55.5 (1980 - 1800)	2:29.56	2:17.87 [4]	2:02.60 [6]	1:46.63 [6]	1:31.32 [6]	1:16.10 [4]	1:01.07 [2]	0:46.88 [4]
	(7)	R T May	11.1L (-9)	0:46.88	1980 - 1800 (0:11.69)	(0:11.69)	(0:15.27)	(0:15.97)	(0:15.31)	(0:15.22)	(0:15.03)	(0:14.19)	(0:15.00)
13	1	Crown The Moment	2:31.50	0:32.81	50.4 (1980 - 1800)	2:31.50	2:14.86 [13]	2:00.15 [13]	1:45.40 [13]	1:30.49 [13]	1:15.42 [13]	1:00.50 [13]	0:45.88 [13]
	(1)	B T Hope	21.9L (-23)	0:45.88	800-600 (0:14.62)	(0:16.64)	(0:14.71)	(0:14.75)	(0:14.91)	(0:15.07)	(0:14.92)	(0:14.62)	(0:15.20)

Scratched: Clotilde Wainwright (#6)

- [] Position in running at each section and finish TAB# Saddle cloth number
- :-:- No data available at this section BAR# Barrier/Gate Position
- NA No data available DNF Did not finish
- DNT Did not track DT-W Distance travelled compared to winner in metres

- Fastest split
- Fastest section



NZ Metropolitan Trotting Club Inc Harness
 Race 1: XCM SPORT MOBILE TROT - 1980m
 14 November 2025 - 2:09PM



Weather: Raining

Field Times 0:30.19 0:14.54
 (Race Tempo) (0:15.65) (0:14.54)

Rank	TAB#	Horse	Overall Time	First 400m	Top Speed km/h (Section)	L400	L200						
	(BAR#)	Driver	Margin (DT-W)	Last 600m	Fastest Section (Time)	400 - 200	200 - Finish						
1	4	Tactical Bid	2:27.56	0:30.12	54.4 (600-400)	0:29.41 [5]	0:14.22 [1]						
	(4)	R J Butt		0:43.71	800-600 (0:13.91)	(0:15.19)	(0:14.22)						
2	8	Judy J	2:27.70	0:27.51	54.9 (1980 - 1800)	0:30.04 [4]	0:14.39 [2]						
	(8)	S J Tomlinson	0.8L (-20)	0:44.94	1980 - 1800 (0:11.59)	(0:15.65)	(0:14.39)						
3	5	Very Majestic	2:27.72	0:27.84	56.4 (1980 - 1800)	0:29.77 [7]	0:14.21 [3]						
	(5)	John R Dunn	0.9L (-23)	0:44.67	1980 - 1800 (0:11.52)	(0:15.56)	(0:14.21)						
4	3	Andy Hall	2:28.24	0:28.86	53.9 (1980 - 1800)	0:30.68 [2]	0:15.14 [4]						
	(3)	A R Garrard	3.8L (-2)	0:45.41	1980 - 1800 (0:12.02)	(0:15.54)	(0:15.14)						
5	10	Penelope Lane	2:28.42	0:28.74	53.7 (1800-1600)	0:30.60 [3]	0:15.17 [5]						
	(10)	Brad Williamson	4.8L (-10)	0:45.16	1980 - 1800 (0:12.80)	(0:15.43)	(0:15.17)						
6	9	It's So Easy	2:28.81	0:28.54	54.7 (1980 - 1800)	0:30.80 [8]	0:15.05 [6]						
	(9)	J F Curtin	6.9L (-5)	0:45.80	1980 - 1800 (0:12.03)	(0:15.75)	(0:15.05)						
7	13	Nazareth	2:28.98	0:30.07	51.6 (1800-1600)	0:30.17 [11]	0:14.88 [7]						
	(13)	C J Dalgety	7.9L (-24)	0:45.09	1980 - 1800 (0:13.94)	(0:15.29)	(0:14.88)						
8	12	Pyramid Rose	2:29.15	0:31.44	51.7 (1980 - 1800)	0:30.01 [12]	0:14.91 [8]						
	(12)	M J Williamson	8.8L (-16)	0:44.85	1800-1600 (0:14.40)	(0:15.10)	(0:14.91)						
9	11	Jaccka Baylis	2:29.20	0:29.34	52.1 (1800-1600)	0:30.86 [10]	0:15.28 [9]						
	(11)	W J House	9.1L (-6)	0:45.58	1980 - 1800 (0:12.75)	(0:15.58)	(0:15.28)						
10	14	Midnight Diamond	2:29.36	0:28.85	53.2 (1980 - 1800)	0:31.99 [1]	0:16.35 [10]						
	(14)	Mark Purdon	10L (-15)	0:46.86	1980 - 1800 (0:12.37)	(0:15.64)	(0:16.35)						

Scratched: Clotilde Wainwright (#6)

[] Position in running at each section and finish TAB# Saddle cloth number
 -:-:- No data available at this section BAR# Barrier/Gate Position
 NA No data available DNF Did not finish
 DNT Did not track DT-W Distance travelled compared to winner in metres

Fastest split
 Fastest section



NZ Metropolitan Trotting Club Inc Harness
 Race 1: XCM SPORT MOBILE TROT - 1980m
 14 November 2025 - 2:09PM



Weather: Raining

Field Times 0:30.19 0:14.54
 (Race Tempo) (0:15.65) (0:14.54)

Rank	TAB#	Horse	Overall Time	First 400m	Top Speed km/h (Section)	L400	L200						
	(BAR#)	Driver	Margin (DT-W)	Last 600m	Fastest Section (Time)	400 - 200	200 - Finish						
11	2	Jordan Anne	2:29.47	0:28.22	54.8 (1980 - 1800)	0:31.12 [9]	0:15.58 [11]						
	(2)	J W Cox	10.6L (-23)	0:46.03	1980 - 1800 (0:11.79)	(0:15.54)	(0:15.58)						
12	7	Atlantic City	2:29.56	0:28.49	55.5 (1980 - 1800)	0:31.88 [6]	0:16.07 [12]						
	(7)	R T May	11.1L (-9)	0:46.88	1980 - 1800 (0:11.69)	(0:15.81)	(0:16.07)						
13	1	Crown The Moment	2:31.50	0:32.81	50.4 (1980 - 1800)	0:30.68 [13]	0:15.14 [13]						
	(1)	B T Hope	21.9L (-23)	0:45.88	800-600 (0:14.62)	(0:15.54)	(0:15.14)						

Scratched: Clotilde Wainwright (#6)

- [] Position in running at each section and finish TAB# Saddle cloth number
- :--:-- No data available at this section BAR# Barrier/Gate Position
- NA No data available DNF Did not finish
- DNT Did not track DT-W Distance travelled compared to winner in metres

- Fastest split
- Fastest section

Horse/Jockey Name	Tactical Bid/R J Butt
Finish Rank	1
Fastest Section Time (Section)	0:13.91 (800-600)
Top Speed [km/h] (Section)	54.4 (600-400)
Race State	Finished



NZ Metropolitan Trotting Club Inc Harness

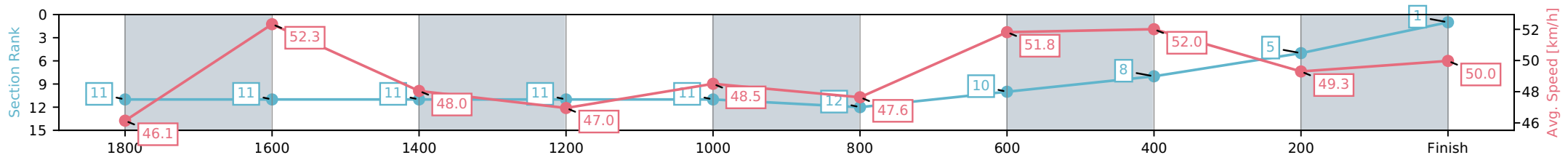
Race 1: XCM SPORT MOBILE TROT - 1980m

14 November 2025 - 2:09PM

Weather: Raining



Section	L1980	L1800	L1600	L1400	L1200	L1000	L800	L600	L400	L200
Section Times	2:27.56 (0:14.61)	2:12.95 [11] (0:14.05)	1:58.90 [11] (0:15.30)	1:43.60 [11] (0:15.34)	1:28.26 [11] (0:15.19)	1:13.07 [12] (0:15.45)	0:57.62 [10] (0:13.91)	0:43.71 [8] (0:14.30)	0:29.41 [5] (0:15.19)	0:14.22 [1] (0:14.22)
Average Speed [km/h]	46.1	52.3	48.0	47.0	48.5	47.6	51.8	52.0	49.3	50.0
Top Speed [km/h]	52.7	53.3	51.3	49.7	49.9	49.2	54.3	54.4	50.9	51.1
Avg. Dist. to Rail [m]	6.3	3.6	3.0	5.2	2.9	3.3	5.1	4.9	6.2	10.0



[] Ranking at each section and finish
 -:-:- No data available at this section
 NA No data available

Horse/Jockey Name	Judy J/S J Tomlinson
Finish Rank	2
Fastest Section Time (Section)	0:11.59 (1980 - 1800)
Top Speed [km/h] (Section)	54.9 (1980 - 1800)
Race State	Finished



NZ Metropolitan Trotting Club Inc Harness

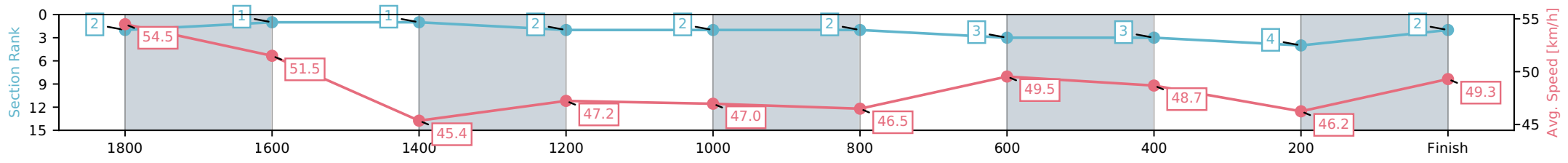
Race 1: XCM SPORT MOBILE TROT - 1980m



14 November 2025 - 2:09PM

Weather: Raining

Section	L1980	L1800	L1600	L1400	L1200	L1000	L800	L600	L400	L200
Section Times	2:27.70 (0:11.59)	2:16.11 [1] (0:14.34)	2:01.77 [1] (0:16.02)	1:45.75 [2] (0:15.26)	1:30.49 [2] (0:15.45)	1:15.04 [2] (0:15.57)	0:59.47 [3] (0:14.53)	0:44.94 [3] (0:14.90)	0:30.04 [4] (0:15.65)	0:14.39 [2] (0:14.39)
Average Speed [km/h]	54.5	51.5	45.4	47.2	47.0	46.5	49.5	48.7	46.2	49.3
Top Speed [km/h]	54.9	54.2	47.5	49.5	48.8	48.1	50.2	49.1	48.1	50.7
Avg. Dist. to Rail [m]	11.4	5.0	1.4	3.1	1.1	0.9	2.0	1.4	1.2	2.8



[] Ranking at each section and finish
 -:-:- No data available at this section
 NA No data available

Horse/Jockey Name	Very Majestic/John R Dunn
Finish Rank	3
Fastest Section Time (Section)	0:11.52 (1980 - 1800)
Top Speed [km/h] (Section)	56.4 (1980 - 1800)
Race State	Finished



NZ Metropolitan Trotting Club Inc Harness

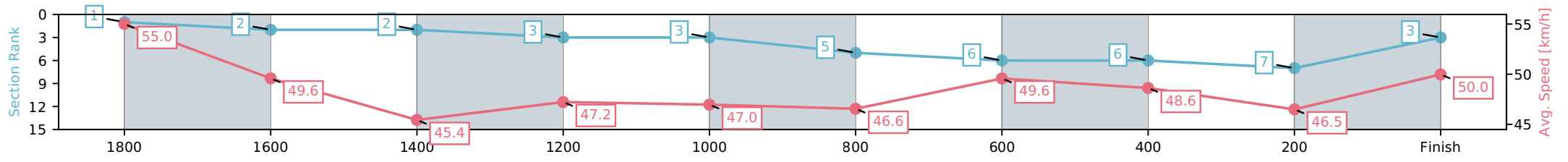
Race 1: XCM SPORT MOBILE TROT - 1980m

14 November 2025 - 2:09PM

Weather: Raining



Section	L1980	L1800	L1600	L1400	L1200	L1000	L800	L600	L400	L200
Section Times	2:27.72 (0:11.52)	2:16.20 [2] (0:14.75)	2:01.45 [2] (0:16.00)	1:45.45 [3] (0:15.25)	1:30.20 [3] (0:15.45)	1:14.75 [5] (0:15.55)	0:59.20 [6] (0:14.53)	0:44.67 [6] (0:14.90)	0:29.77 [7] (0:15.56)	0:14.21 [3] (0:14.21)
Average Speed [km/h]	55.0	49.6	45.4	47.2	47.0	46.6	49.6	48.6	46.5	50.0
Top Speed [km/h]	56.4	52.6	47.5	49.5	48.7	48.3	50.1	49.2	49.0	51.1
Avg. Dist. to Rail [m]	7.0	2.8	1.4	3.2	1.1	0.9	2.0	1.3	0.9	1.1



- [] Ranking at each section and finish
- :-:- No data available at this section
- NA No data available

Horse/Jockey Name	Andy Hall/A R Garrard
Finish Rank	4
Fastest Section Time (Section)	0:12.02 (1980 - 1800)
Top Speed [km/h] (Section)	53.9 (1980 - 1800)
Race State	Finished



NZ Metropolitan Trotting Club Inc Harness

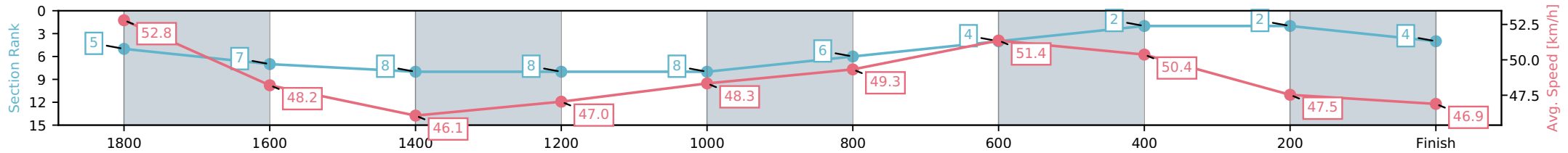
Race 1: XCM SPORT MOBILE TROT - 1980m

14 November 2025 - 2:09PM

Weather: Raining



Section	L1980	L1800	L1600	L1400	L1200	L1000	L800	L600	L400	L200
Section Times	2:28.24 (0:12.02)	2:16.22 [7] (0:15.29)	2:00.93 [8] (0:15.96)	1:44.97 [8] (0:15.31)	1:29.66 [8] (0:15.22)	1:14.44 [6] (0:15.01)	0:59.43 [4] (0:14.02)	0:45.41 [2] (0:14.73)	0:30.68 [2] (0:15.54)	0:15.14 [4] (0:15.14)
Average Speed [km/h]	52.8	48.2	46.1	47.0	48.3	49.3	51.4	50.4	47.5	46.9
Top Speed [km/h]	53.9	51.4	48.6	49.4	49.7	51.4	52.0	51.5	48.7	47.2
Avg. Dist. to Rail [m]	5.7	3.7	2.8	5.0	2.7	3.6	5.3	4.6	4.2	7.7



[] Ranking at each section and finish
 -:-:- No data available at this section
 NA No data available

Horse/Jockey Name	Penelope Lane/Brad Williamson
Finish Rank	5
Fastest Section Time (Section)	0:12.80 (1980 - 1800)
Top Speed [km/h] (Section)	53.7 (1800-1600)
Race State	Finished



NZ Metropolitan Trotting Club Inc Harness

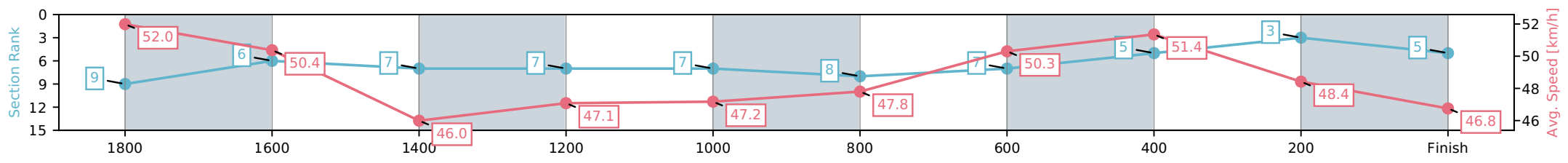
Race 1: XCM SPORT MOBILE TROT - 1980m

14 November 2025 - 2:09PM

Weather: Raining



Section	L1980	L1800	L1600	L1400	L1200	L1000	L800	L600	L400	L200
Section Times	2:28.42 (0:12.80)	2:15.62 [6] (0:14.41)	2:01.21 [7] (0:15.73)	1:45.48 [7] (0:15.31)	1:30.17 [7] (0:15.36)	1:14.81 [8] (0:15.32)	0:59.49 [7] (0:14.33)	0:45.16 [5] (0:14.56)	0:30.60 [3] (0:15.43)	0:15.17 [5] (0:15.17)
Average Speed [km/h]	52.0	50.4	46.0	47.1	47.2	47.8	50.3	51.4	48.4	46.8
Top Speed [km/h]	53.5	53.7	47.8	49.8	49.8	50.9	51.2	52.3	50.2	47.6
Avg. Dist. to Rail [m]	3.0	1.7	1.0	3.3	1.0	2.1	4.6	5.7	5.7	9.6



- [] Ranking at each section and finish
- :-:- No data available at this section
- NA No data available

Horse/Jockey Name	It's So Easy/J F Curtin
Finish Rank	6
Fastest Section Time (Section)	0:12.03 (1980 - 1800)
Top Speed [km/h] (Section)	54.7 (1980 - 1800)
Race State	Finished



NZ Metropolitan Trotting Club Inc Harness

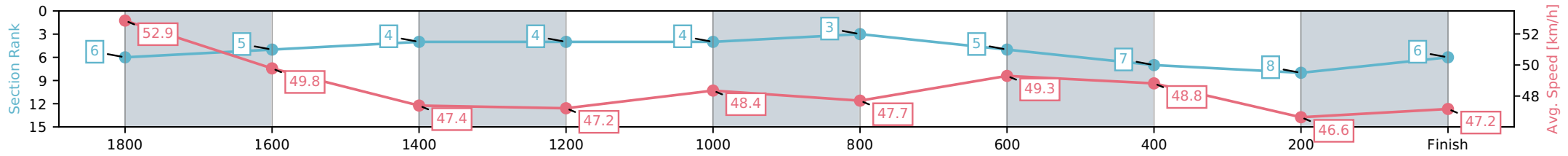
Race 1: XCM SPORT MOBILE TROT - 1980m

14 November 2025 - 2:09PM

Weather: Raining



Section	L1980	L1800	L1600	L1400	L1200	L1000	L800	L600	L400	L200
Section Times	2:28.81 (0:12.03)	2:16.78 [5] (0:14.97)	2:01.81 [4] (0:15.63)	1:46.18 [4] (0:15.25)	1:30.93 [4] (0:15.18)	1:15.75 [3] (0:15.35)	1:00.40 [5] (0:14.60)	0:45.80 [7] (0:15.00)	0:30.80 [8] (0:15.75)	0:15.05 [6] (0:15.05)
Average Speed [km/h]	52.9	49.8	47.4	47.2	48.4	47.7	49.3	48.8	46.6	47.2
Top Speed [km/h]	54.7	50.5	50.2	49.5	49.5	49.0	49.9	49.5	47.6	48.4
Avg. Dist. to Rail [m]	12.6	5.7	3.6	4.6	2.4	2.4	3.5	2.8	3.3	6.4



[] Ranking at each section and finish
 -:-:- No data available at this section
 NA No data available

Horse/Jockey Name	Nazareth/C J Dalgety
Finish Rank	7
Fastest Section Time (Section)	0:13.94 (1980 - 1800)
Top Speed [km/h] (Section)	51.6 (1800-1600)
Race State	Finished



NZ Metropolitan Trotting Club Inc Harness

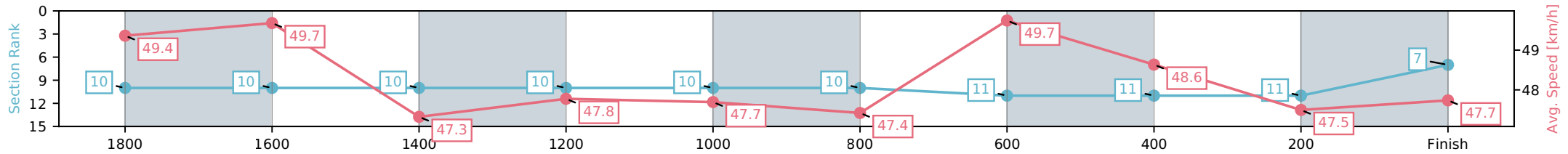
Race 1: XCM SPORT MOBILE TROT - 1980m

14 November 2025 - 2:09PM

Weather: Raining



Section	L1980	L1800	L1600	L1400	L1200	L1000	L800	L600	L400	L200
Section Times	2:28.98 (0:13.94)	2:15.04 [10] (0:14.62)	2:00.42 [10] (0:15.30)	1:45.12 [10] (0:15.08)	1:30.04 [10] (0:15.20)	1:14.84 [10] (0:15.27)	0:59.57 [11] (0:14.48)	0:45.09 [11] (0:14.92)	0:30.17 [11] (0:15.29)	0:14.88 [7] (0:14.88)
Average Speed [km/h]	49.4	49.7	47.3	47.8	47.7	47.4	49.7	48.6	47.5	47.7
Top Speed [km/h]	51.0	51.6	48.7	49.1	49.1	48.2	50.4	50.3	49.7	49.8
Avg. Dist. to Rail [m]	7.2	2.0	1.0	3.0	1.0	1.0	2.2	1.5	1.7	3.0



- [] Ranking at each section and finish
- :-:- No data available at this section
- NA No data available

Horse/Jockey Name	Pyramid Rose/M J Williamson
Finish Rank	8
Fastest Section Time (Section)	0:14.40 (1800-1600)
Top Speed [km/h] (Section)	51.7 (1980 - 1800)
Race State	Finished



NZ Metropolitan Trotting Club Inc Harness

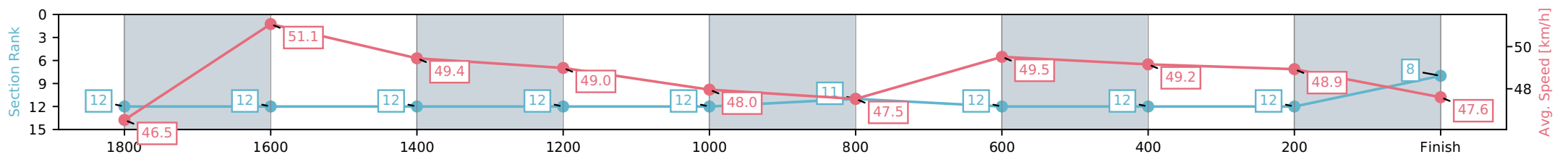
Race 1: XCM SPORT MOBILE TROT - 1980m

14 November 2025 - 2:09PM

Weather: Raining



Section	L1980	L1800	L1600	L1400	L1200	L1000	L800	L600	L400	L200
Section Times	2:29.15 (0:15.56)	2:13.59 [12] (0:14.40)	1:59.19 [12] (0:14.75)	1:44.44 [12] (0:14.70)	1:29.74 [12] (0:15.11)	1:14.63 [11] (0:15.23)	0:59.40 [12] (0:14.55)	0:44.85 [12] (0:14.84)	0:30.01 [12] (0:15.10)	0:14.91 [8] (0:14.91)
Average Speed [km/h]	46.5	51.1	49.4	49.0	48.0	47.5	49.5	49.2	48.9	47.6
Top Speed [km/h]	51.7	51.7	50.2	49.7	48.9	48.5	50.4	51.1	49.7	49.3
Avg. Dist. to Rail [m]	11.6	4.3	1.9	3.0	0.8	1.0	2.4	2.2	4.6	11.8



[] Ranking at each section and finish
 -:-:- No data available at this section
 NA No data available

Horse/Jockey Name	Jaccka Baylis/W J House
Finish Rank	9
Fastest Section Time (Section)	0:12.75 (1980 - 1800)
Top Speed [km/h] (Section)	52.1 (1800-1600)
Race State	Finished



NZ Metropolitan Trotting Club Inc Harness

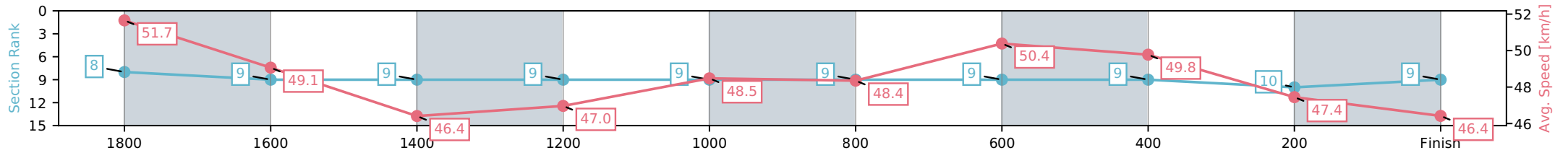
Race 1: XCM SPORT MOBILE TROT - 1980m



14 November 2025 - 2:09PM

Weather: Raining

Section	L1980	L1800	L1600	L1400	L1200	L1000	L800	L600	L400	L200
Section Times	2:29.20 (0:12.75)	2:16.45 [9] (0:15.02)	2:01.43 [9] (0:15.83)	1:45.60 [9] (0:15.34)	1:30.26 [9] (0:15.18)	1:15.08 [9] (0:15.21)	0:59.87 [9] (0:14.29)	0:45.58 [9] (0:14.72)	0:30.86 [10] (0:15.58)	0:15.28 [9] (0:15.28)
Average Speed [km/h]	51.7	49.1	46.4	47.0	48.5	48.4	50.4	49.8	47.4	46.4
Top Speed [km/h]	52.1	52.1	48.2	49.4	50.0	49.9	50.8	50.7	48.6	48.6
Avg. Dist. to Rail [m]	4.8	3.8	2.8	5.2	2.8	2.8	3.9	2.9	4.4	9.4



[] Ranking at each section and finish
 -:-:- No data available at this section
 NA No data available

Horse/Jockey Name	Midnight Diamond/Mark Purdon
Finish Rank	10
Fastest Section Time (Section)	0:12.37 (1980 - 1800)
Top Speed [km/h] (Section)	53.2 (1980 - 1800)
Race State	Finished



NZ Metropolitan Trotting Club Inc Harness

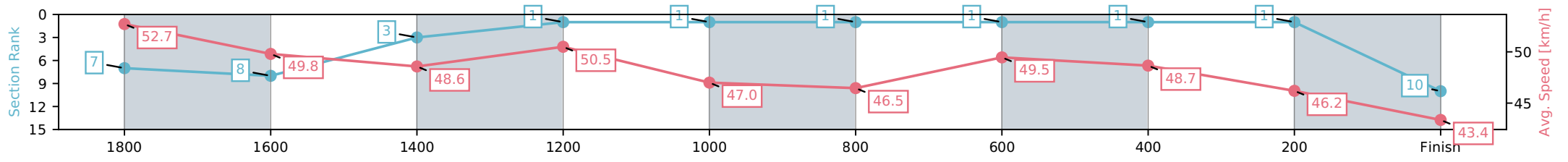
Race 1: XCM SPORT MOBILE TROT - 1980m

14 November 2025 - 2:09PM

Weather: Raining



Section	L1980	L1800	L1600	L1400	L1200	L1000	L800	L600	L400	L200
Section Times	2:29.36 (0:12.37)	2:16.99 [8] (0:14.95)	2:02.04 [3] (0:15.30)	1:46.74 [1] (0:14.23)	1:32.51 [1] (0:15.46)	1:17.05 [1] (0:15.62)	1:01.43 [1] (0:14.57)	0:46.86 [1] (0:14.87)	0:31.99 [1] (0:15.64)	0:16.35 [10] (0:16.35)
Average Speed [km/h]	52.7	49.8	48.6	50.5	47.0	46.5	49.5	48.7	46.2	43.4
Top Speed [km/h]	53.2	52.4	50.0	51.8	49.6	48.2	50.4	49.2	47.8	45.6
Avg. Dist. to Rail [m]	6.8	5.0	4.2	4.4	1.0	1.2	2.0	1.1	1.2	4.4



[] Ranking at each section and finish
 -:-:- No data available at this section
 NA No data available

Horse/Jockey Name	Jordan Anne/J W Cox
Finish Rank	11
Fastest Section Time (Section)	0:11.79 (1980 - 1800)
Top Speed [km/h] (Section)	54.8 (1980 - 1800)
Race State	Finished



NZ Metropolitan Trotting Club Inc Harness

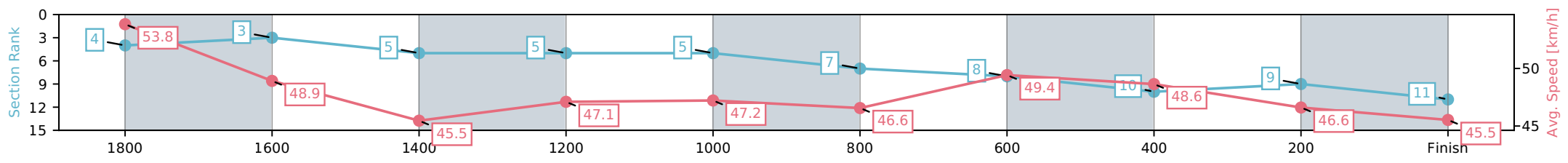
Race 1: XCM SPORT MOBILE TROT - 1980m

14 November 2025 - 2:09PM

Weather: Raining



Section	L1980	L1800	L1600	L1400	L1200	L1000	L800	L600	L400	L200
Section Times	2:29.47 (0:11.79)	2:17.68 [3] (0:14.88)	2:02.80 [5] (0:15.98)	1:46.82 [5] (0:15.28)	1:31.54 [5] (0:15.38)	1:16.16 [7] (0:15.56)	1:00.60 [8] (0:14.57)	0:46.03 [10] (0:14.91)	0:31.12 [9] (0:15.54)	0:15.58 [11] (0:15.58)
Average Speed [km/h]	53.8	48.9	45.5	47.1	47.2	46.6	49.4	48.6	46.6	45.5
Top Speed [km/h]	54.8	52.5	47.5	49.7	49.5	48.3	49.9	49.7	47.8	47.1
Avg. Dist. to Rail [m]	3.1	1.7	1.3	3.0	1.1	1.0	2.1	1.4	0.9	1.5



[] Ranking at each section and finish
 -:-:- No data available at this section
 NA No data available

Horse/Jockey Name	Atlantic City/R T May
Finish Rank	12
Fastest Section Time (Section)	0:11.69 (1980 - 1800)
Top Speed [km/h] (Section)	55.5 (1980 - 1800)
Race State	Finished



NZ Metropolitan Trotting Club Inc Harness

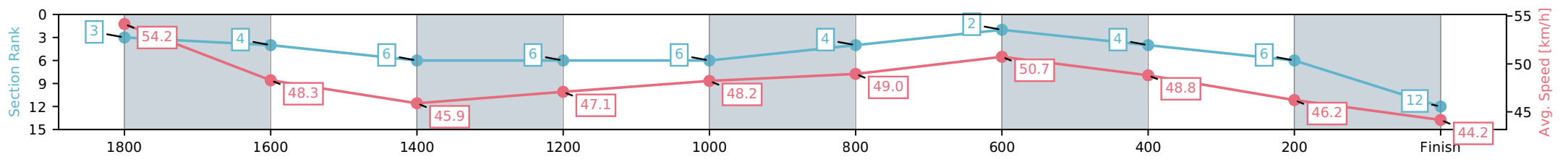
Race 1: XCM SPORT MOBILE TROT - 1980m

14 November 2025 - 2:09PM

Weather: Raining



Section	L1980	L1800	L1600	L1400	L1200	L1000	L800	L600	L400	L200
Section Times	2:29.56 (0:11.69)	2:17.87 [4] (0:15.27)	2:02.60 [6] (0:15.97)	1:46.63 [6] (0:15.31)	1:31.32 [6] (0:15.22)	1:16.10 [4] (0:15.03)	1:01.07 [2] (0:14.19)	0:46.88 [4] (0:15.00)	0:31.88 [6] (0:15.81)	0:16.07 [12] (0:16.07)
Average Speed [km/h]	54.2	48.3	45.9	47.1	48.2	49.0	50.7	48.8	46.2	44.2
Top Speed [km/h]	55.5	51.7	48.6	49.5	49.5	51.0	52.0	49.6	47.8	45.6
Avg. Dist. to Rail [m]	9.2	3.9	2.6	4.7	2.4	3.0	4.6	2.8	2.6	5.7



[] Ranking at each section and finish
 -:-:- No data available at this section
 NA No data available

Horse/Jockey Name	Crown The Moment/B T Hope
Finish Rank	13
Fastest Section Time (Section)	0:14.62 (800-600)
Top Speed [km/h] (Section)	50.4 (1980 - 1800)
Race State	Finished



NZ Metropolitan Trotting Club Inc Harness

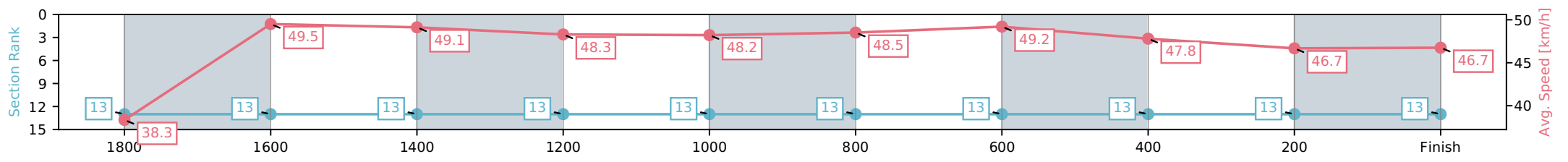
Race 1: XCM SPORT MOBILE TROT - 1980m

14 November 2025 - 2:09PM

Weather: Raining



Section	L1980	L1800	L1600	L1400	L1200	L1000	L800	L600	L400	L200
Section Times	2:31.50 (0:16.64)	2:14.86 [13] (0:14.71)	2:00.15 [13] (0:14.75)	1:45.40 [13] (0:14.91)	1:30.49 [13] (0:15.07)	1:15.42 [13] (0:14.92)	1:00.50 [13] (0:14.62)	0:45.88 [13] (0:15.20)	0:30.68 [13] (0:15.54)	0:15.14 [13] (0:15.14)
Average Speed [km/h]	38.3	49.5	49.1	48.3	48.2	48.5	49.2	47.8	46.7	46.7
Top Speed [km/h]	50.4	50.3	49.8	49.0	49.0	49.1	49.8	48.4	47.9	48.0
Avg. Dist. to Rail [m]	1.8	1.9	1.0	2.3	1.1	0.9	1.3	1.5	1.2	1.8



- [] Ranking at each section and finish
- :-:- No data available at this section
- NA No data available