



NZ Metropolitan Trotting Club Inc Harness

Race 3: IRT SIRE'S STAKES SERIES 2YO CHAMPIONSHIP (MOB TROT) (Gr1) - 1980m

14 November 2025 - 3:19PM

Weather: Raining



Field Times	2:24.63	2:12.77	1:57.90	1:43.17	1:28.44	1:12.83	0:57.41	0:43.16
(Race Tempo)	(0:11.86)	(0:14.86)	(0:14.74)	(0:14.72)	(0:15.61)	(0:15.43)	(0:14.25)	(0:14.17)

Rank	TAB#	Horse	Overall Time	First 400m	Top Speed km/h (Section)	L1980	L1800	L1600	L1400	L1200	L1000	L800	L600
	(BAR#)	Driver	Margin (DT-W)	Last 600m	Fastest Section (Time)	Start - 1800	1800 - 1600	1600 - 1400	1400 - 1200	1200 - 1000	1000 - 800	800 - 600	600 - 400
1	5	Kyvalley Ray	2:24.63	0:28.69	53.0 (600-400)	2:24.63	2:12.25 [4]	1:57.42 [2]	1:42.86 [2]	1:28.13 [2]	1:12.50 [2]	0:57.11 [2]	0:42.98 [2]
	(5)	B N Orange		0:42.98	1980 - 1800 (0:12.38)	(0:12.38)	(0:14.83)	(0:14.56)	(0:14.73)	(0:15.63)	(0:15.39)	(0:14.13)	(0:14.04)
2	3	Petite Amour	2:24.77	0:28.18	52.6 (1980 - 1800)	2:24.77	2:12.43 [1]	1:58.05 [1]	1:43.31 [1]	1:28.59 [1]	1:12.98 [1]	0:57.55 [1]	0:43.30 [1]
	(3)	John R Dunn	0.7L (-14)	0:43.30	1980 - 1800 (0:12.34)	(0:12.34)	(0:14.38)	(0:14.74)	(0:14.72)	(0:15.61)	(0:15.43)	(0:14.25)	(0:14.16)
3	2	Who's Ya Daddy	2:25.85	0:28.65	52.8 (600-400)	2:25.85	2:13.71 [3]	1:58.76 [4]	1:43.67 [4]	1:28.96 [4]	1:13.45 [4]	0:58.07 [4]	0:43.93 [3]
	(2)	R J Butt	6.8L (-6)	0:43.93	1980 - 1800 (0:12.14)	(0:12.14)	(0:14.95)	(0:15.09)	(0:14.71)	(0:15.51)	(0:15.38)	(0:14.14)	(0:14.13)
4	1	Chocta	2:26.55	0:28.35	54.3 (1980 - 1800)	2:26.55	2:14.69 [2]	1:59.77 [3]	1:44.75 [3]	1:30.00 [3]	1:14.39 [3]	0:58.97 [3]	0:44.76 [4]
	(1)	R D Close	10.6L (-18)	0:44.76	1980 - 1800 (0:11.86)	(0:11.86)	(0:14.92)	(0:15.02)	(0:14.75)	(0:15.61)	(0:15.42)	(0:14.21)	(0:14.36)
5	4	Becky's Girl	2:33.84	0:31.20	54.5 (1980 - 1800)	2:33.84	2:21.92 [7]	2:04.65 [6]	1:48.37 [6]	1:34.13 [6]	1:16.72 [6]	1:01.38 [6]	0:47.11 [6]
	(4)	Brad Williamson	51.2L (+5)	0:47.11	1980 - 1800 (0:11.92)	(0:11.92)	(0:17.27)	(0:16.28)	(0:14.24)	(0:17.41)	(0:15.34)	(0:14.27)	(0:15.20)
6	7	Flying Dreams	2:36.55	0:29.80	52.2 (200-0)	2:36.55	2:23.11 [6]	2:08.25 [5]	1:53.63 [5]	1:39.35 [5]	1:23.94 [5]	1:08.59 [5]	0:54.44 [5]
	(U2)	T M Williams	66.2L (+5)	0:54.44	1980 - 1800 (0:13.44)	(0:13.44)	(0:14.86)	(0:14.62)	(0:14.28)	(0:15.41)	(0:15.35)	(0:14.15)	(0:16.76)
7	6	Save A Prayer	2:41.15	0:30.06	51.4 (200-0)	2:41.15	2:28.18 [5]	2:13.13 [7]	1:51.54 [7]	1:35.07 [7]	1:17.96 [7]	1:01.64 [7]	0:45.91 [7]
	(U1)	C J Hackett	91.8L (+2)	0:45.91	1980 - 1800 (0:12.97)	(0:12.97)	(0:15.05)	(0:21.59)	(0:16.47)	(0:17.11)	(0:16.32)	(0:15.73)	(0:15.50)

[] Position in running at each section and finish
 TAB# Saddle cloth number
 -:-:- No data available at this section
 BAR# Barrier/Gate Position
 NA No data available
 DNF Did not finish
 DNT Did not track
 DT-W Distance travelled compared to winner in metres

Fastest split
 Fastest section



NZ Metropolitan Trotting Club Inc Harness

Race 3: IRT SIRES' STAKES SERIES 2YO CHAMPIONSHIP (MOB TROT) (Gr1) - 1980m

14 November 2025 - 3:19PM



Weather: Raining

Field Times 0:28.99 0:14.56
(Race Tempo) (0:14.43) (0:14.56)

Rank	TAB#	Horse	Overall Time	First 400m	Top Speed km/h (Section)	L400	L200						
	(BAR#)	Driver	Margin (DT-W)	Last 600m	Fastest Section (Time)	400 - 200	200 - Finish						
1	5	Kyvalley Ray	2:24.63	0:28.69	53.0 (600-400)	0:28.94 [1]	0:14.56 [1]						
	(5)	B N Orange		0:42.98	1980 - 1800 (0:12.38)	(0:14.38)	(0:14.56)						
2	3	Petite Amour	2:24.77	0:28.18	52.6 (1980 - 1800)	0:29.14 [2]	0:14.63 [2]						
	(3)	John R Dunn	0.7L (-14)	0:43.30	1980 - 1800 (0:12.34)	(0:14.51)	(0:14.63)						
3	2	Who's Ya Daddy	2:25.85	0:28.65	52.8 (600-400)	0:29.80 [3]	0:15.22 [3]						
	(2)	R J Butt	6.8L (-6)	0:43.93	1980 - 1800 (0:12.14)	(0:14.58)	(0:15.22)						
4	1	Chocta	2:26.55	0:28.35	54.3 (1980 - 1800)	0:30.40 [4]	0:15.53 [4]						
	(1)	R D Close	10.6L (-18)	0:44.76	1980 - 1800 (0:11.86)	(0:14.87)	(0:15.53)						
5	4	Becky's Girl	2:33.84	0:31.20	54.5 (1980 - 1800)	0:31.91 [5]	0:15.07 [5]						
	(4)	Brad Williamson	51.2L (+5)	0:47.11	1980 - 1800 (0:11.92)	(0:16.84)	(0:15.07)						
6	7	Flying Dreams	2:36.55	0:29.80	52.2 (200-0)	0:37.68 [6]	0:14.84 [6]						
	(U2)	T M Williams	66.2L (+5)	0:54.44	1980 - 1800 (0:13.44)	(0:22.84)	(0:14.84)						
7	6	Save A Prayer	2:41.15	0:30.06	51.4 (200-0)	0:30.41 [7]	0:14.75 [7]						
	(U1)	C J Hackett	91.8L (+2)	0:45.91	1980 - 1800 (0:12.97)	(0:15.66)	(0:14.75)						

[] Position in running at each section and finish TAB# Saddle cloth number
 -:-:- No data available at this section BAR# Barrier/Gate Position
 NA No data available DNF Did not finish
 DNT Did not track DT-W Distance travelled compared to winner in metres

Fastest split
 Fastest section

Horse/Jockey Name	Kyvalley Ray/B N Orange
Finish Rank	1
Fastest Section Time (Section)	0:12.38 (1980 - 1800)
Top Speed [km/h] (Section)	53.0 (600-400)
Race State	Finished



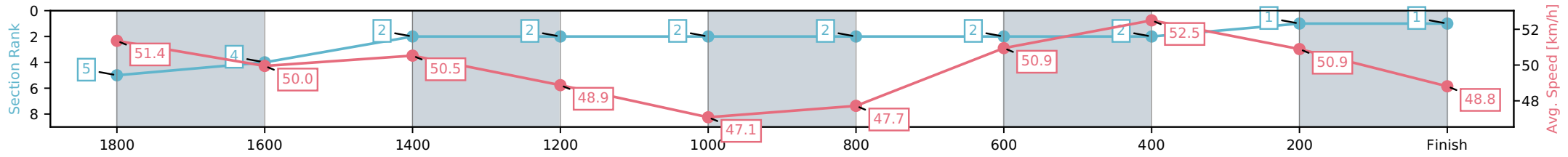
NZ Metropolitan Trotting Club Inc Harness
 Race 3: IRT SIRE'S STAKES SERIES 2YO CHAMPIONSHIP
 (MOB TROT) (Gr1) - 1980m



14 November 2025 - 3:19PM

Weather: Raining

Section	L1980	L1800	L1600	L1400	L1200	L1000	L800	L600	L400	L200
Section Times	2:24.63 (0:12.38)	2:12.25 [4] (0:14.83)	1:57.42 [2] (0:14.56)	1:42.86 [2] (0:14.73)	1:28.13 [2] (0:15.63)	1:12.50 [2] (0:15.39)	0:57.11 [2] (0:14.13)	0:42.98 [2] (0:14.04)	0:28.94 [1] (0:14.38)	0:14.56 [1] (0:14.56)
Average Speed [km/h]	51.4	50.0	50.5	48.9	47.1	47.7	50.9	52.5	50.9	48.8
Top Speed [km/h]	52.2	51.2	51.5	51.5	48.1	48.8	51.8	53.0	52.9	49.6
Avg. Dist. to Rail [m]	9.3	5.3	3.1	5.6	2.7	2.7	4.1	3.6	2.6	4.8



[] Ranking at each section and finish
 -:-:- No data available at this section
 NA No data available

Horse/Jockey Name	Petite Amour/John R Dunn
Finish Rank	2
Fastest Section Time (Section)	0:12.34 (1980 - 1800)
Top Speed [km/h] (Section)	52.6 (1980 - 1800)
Race State	Finished



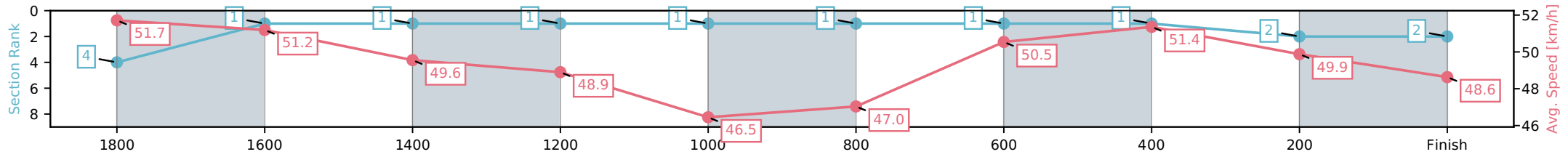
NZ Metropolitan Trotting Club Inc Harness
 Race 3: IRT SIRE'S STAKES SERIES 2YO CHAMPIONSHIP
 (MOB TROT) (Gr1) - 1980m



14 November 2025 - 3:19PM

Weather: Raining

Section	L1980	L1800	L1600	L1400	L1200	L1000	L800	L600	L400	L200
Section Times	2:24.77 (0:12.34)	2:12.43 [1] (0:14.38)	1:58.05 [1] (0:14.74)	1:43.31 [1] (0:14.72)	1:28.59 [1] (0:15.61)	1:12.98 [1] (0:15.43)	0:57.55 [1] (0:14.25)	0:43.30 [1] (0:14.16)	0:29.14 [2] (0:14.51)	0:14.63 [2] (0:14.63)
Average Speed [km/h]	51.7	51.2	49.6	48.9	46.5	47.0	50.5	51.4	49.9	48.6
Top Speed [km/h]	52.6	52.0	51.2	51.4	47.5	48.5	51.6	51.8	51.3	49.7
Avg. Dist. to Rail [m]	6.6	3.9	1.8	3.2	1.0	1.1	2.4	1.8	1.0	2.9



[] Ranking at each section and finish
 -:-:- No data available at this section
 NA No data available

Horse/Jockey Name	Who's Ya Daddy/R J Butt
Finish Rank	3
Fastest Section Time (Section)	0:12.14 (1980 - 1800)
Top Speed [km/h] (Section)	52.8 (600-400)
Race State	Finished



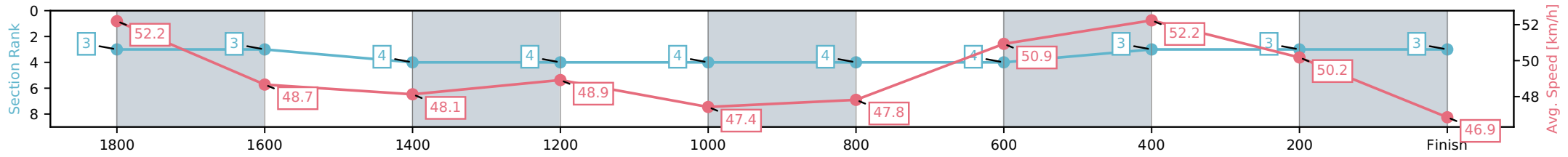
NZ Metropolitan Trotting Club Inc Harness
 Race 3: IRT SIRES' STAKES SERIES 2YO CHAMPIONSHIP
 (MOB TROT) (Gr1) - 1980m



14 November 2025 - 3:19PM

Weather: Raining

Section	L1980	L1800	L1600	L1400	L1200	L1000	L800	L600	L400	L200
Section Times	2:25.85 (0:12.14)	2:13.71 [3] (0:14.95)	1:58.76 [4] (0:15.09)	1:43.67 [4] (0:14.71)	1:28.96 [4] (0:15.51)	1:13.45 [4] (0:15.38)	0:58.07 [4] (0:14.14)	0:43.93 [3] (0:14.13)	0:29.80 [3] (0:14.58)	0:15.22 [3] (0:15.22)
Average Speed [km/h]	52.2	48.7	48.1	48.9	47.4	47.8	50.9	52.2	50.2	46.9
Top Speed [km/h]	52.7	51.8	50.1	52.1	48.1	48.9	52.0	52.8	52.2	48.7
Avg. Dist. to Rail [m]	4.3	2.1	1.4	3.6	2.7	2.9	4.1	3.8	2.5	4.5



[] Ranking at each section and finish
 -:-:- No data available at this section
 NA No data available

Horse/Jockey Name	Chocta/R D Close
Finish Rank	4
Fastest Section Time (Section)	0:11.86 (1980 - 1800)
Top Speed [km/h] (Section)	54.3 (1980 - 1800)
Race State	Finished



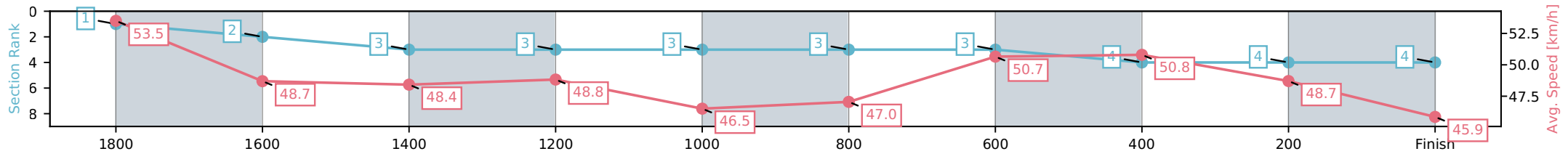
NZ Metropolitan Trotting Club Inc Harness
 Race 3: IRT SIRES' STAKES SERIES 2YO CHAMPIONSHIP
 (MOB TROT) (Gr1) - 1980m



14 November 2025 - 3:19PM

Weather: Raining

Section	L1980	L1800	L1600	L1400	L1200	L1000	L800	L600	L400	L200
Section Times	2:26.55 (0:11.86)	2:14.69 [2] (0:14.92)	1:59.77 [3] (0:15.02)	1:44.75 [3] (0:14.75)	1:30.00 [3] (0:15.61)	1:14.39 [3] (0:15.42)	0:58.97 [3] (0:14.21)	0:44.76 [4] (0:14.36)	0:30.40 [4] (0:14.87)	0:15.53 [4] (0:15.53)
Average Speed [km/h]	53.5	48.7	48.4	48.8	46.5	47.0	50.7	50.8	48.7	45.9
Top Speed [km/h]	54.3	52.3	50.7	51.5	47.8	48.9	51.4	51.7	50.3	48.3
Avg. Dist. to Rail [m]	2.7	1.8	1.4	3.4	1.1	1.1	2.1	2.0	1.1	2.1



- [] Ranking at each section and finish
- :-:- No data available at this section
- NA No data available

Horse/Jockey Name	Becky's Girl/Brad Williamson
Finish Rank	5
Fastest Section Time (Section)	0:11.92 (1980 - 1800)
Top Speed [km/h] (Section)	54.5 (1980 - 1800)
Race State	Finished



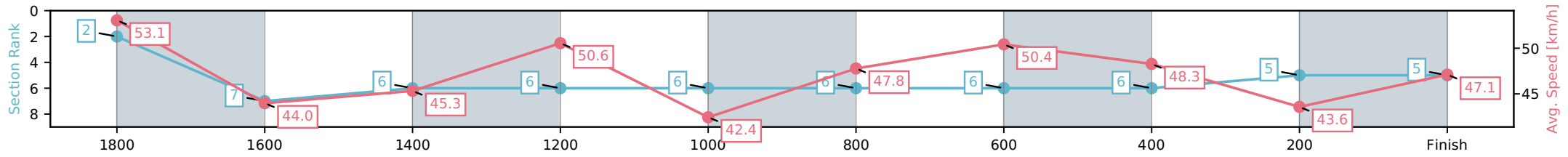
NZ Metropolitan Trotting Club Inc Harness
 Race 3: IRT SIRES' STAKES SERIES 2YO CHAMPIONSHIP
 (MOB TROT) (Gr1) - 1980m



14 November 2025 - 3:19PM

Weather: Raining

Section	L1980	L1800	L1600	L1400	L1200	L1000	L800	L600	L400	L200
Section Times	2:33.84 (0:11.92)	2:21.92 [7] (0:17.27)	2:04.65 [6] (0:16.28)	1:48.37 [6] (0:14.24)	1:34.13 [6] (0:17.41)	1:16.72 [6] (0:15.34)	1:01.38 [6] (0:14.27)	0:47.11 [6] (0:15.20)	0:31.91 [5] (0:16.84)	0:15.07 [5] (0:15.07)
Average Speed [km/h]	53.1	44.0	45.3	50.6	42.4	47.8	50.4	48.3	43.6	47.1
Top Speed [km/h]	54.5	51.0	50.3	51.3	49.1	49.1	51.2	49.7	48.2	49.7
Avg. Dist. to Rail [m]	7.2	7.6	2.9	3.9	3.0	2.6	3.3	3.1	2.7	6.2



[] Ranking at each section and finish
 -:-:- No data available at this section
 NA No data available

Horse/Jockey Name	Flying Dreams/T M Williams
Finish Rank	6
Fastest Section Time (Section)	0:13.44 (1980 - 1800)
Top Speed [km/h] (Section)	52.2 (200-0)
Race State	Finished



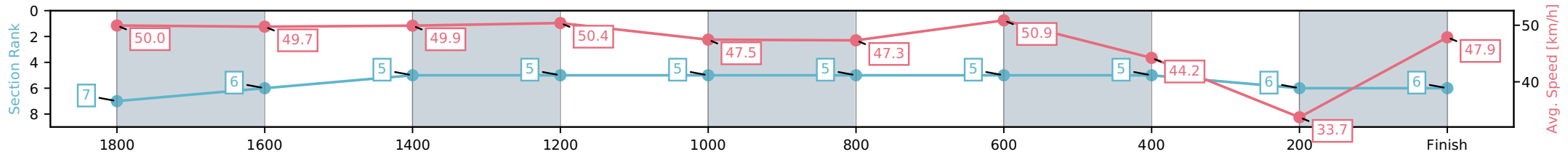
NZ Metropolitan Trotting Club Inc Harness
 Race 3: IRT SIRE'S STAKES SERIES 2YO CHAMPIONSHIP
 (MOB TROT) (Gr1) - 1980m



14 November 2025 - 3:19PM

Weather: Raining

Section	L1980	L1800	L1600	L1400	L1200	L1000	L800	L600	L400	L200
Section Times	2:36.55 (0:13.44)	2:23.11 [6] (0:14.86)	2:08.25 [5] (0:14.62)	1:53.63 [5] (0:14.28)	1:39.35 [5] (0:15.41)	1:23.94 [5] (0:15.35)	1:08.59 [5] (0:14.15)	0:54.44 [5] (0:16.76)	0:37.68 [6] (0:22.84)	0:14.84 [6] (0:14.84)
Average Speed [km/h]	50.0	49.7	49.9	50.4	47.5	47.3	50.9	44.2	33.7	47.9
Top Speed [km/h]	50.4	50.2	50.6	51.5	49.2	49.1	51.7	51.3	49.0	52.2
Avg. Dist. to Rail [m]	11.1	4.8	1.7	3.9	2.1	1.2	2.4	4.1	8.6	6.3



- [] Ranking at each section and finish
- :-:- No data available at this section
- NA No data available

Horse/Jockey Name	Save A Prayer/C J Hackett
Finish Rank	7
Fastest Section Time (Section)	0:12.97 (1980 - 1800)
Top Speed [km/h] (Section)	51.4 (200-0)
Race State	Finished



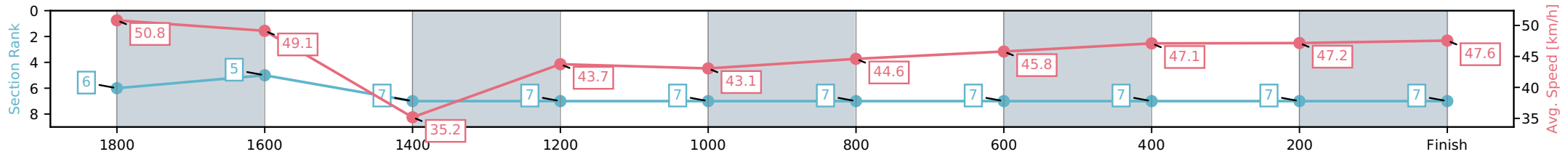
NZ Metropolitan Trotting Club Inc Harness
 Race 3: IRT SIRE'S STAKES SERIES 2YO CHAMPIONSHIP
 (MOB TROT) (Gr1) - 1980m



14 November 2025 - 3:19PM

Weather: Raining

Section	L1980	L1800	L1600	L1400	L1200	L1000	L800	L600	L400	L200
Section Times	2:41.15 (0:12.97)	2:28.18 [5] (0:15.05)	2:13.13 [7] (0:21.59)	1:51.54 [7] (0:16.47)	1:35.07 [7] (0:17.11)	1:17.96 [7] (0:16.32)	1:01.64 [7] (0:15.73)	0:45.91 [7] (0:15.50)	0:30.41 [7] (0:15.66)	0:14.75 [7] (0:14.75)
Average Speed [km/h]	50.8	49.1	35.2	43.7	43.1	44.6	45.8	47.1	47.2	47.6
Top Speed [km/h]	51.3	50.8	44.3	44.4	45.3	45.3	47.0	47.8	49.7	51.4
Avg. Dist. to Rail [m]	8.5	4.6	6.3	3.8	2.7	1.8	2.9	2.2	2.0	3.5



[] Ranking at each section and finish
 -:-:- No data available at this section
 NA No data available