



NZ Metropolitan Trotting Club Inc Harness

Race 4: PENINSULAR BEACHFRONT RESORT MOOLOOLABA MOBILE PACE - 1980m

14 November 2025 - 3:52PM



Weather: Raining

Field Times	2:23.62	2:12.61	1:59.08	1:44.10	1:28.75	1:13.75	0:59.65	0:45.48
(Race Tempo)	(0:11.01)	(0:13.53)	(0:14.98)	(0:15.35)	(0:15.00)	(0:14.11)	(0:14.17)	(0:14.93)

Rank	TAB#	Horse	Overall Time	First 400m	Top Speed km/h (Section)	L1980	L1800	L1600	L1400	L1200	L1000	L800	L600
	(BAR#)	Driver	Margin (DT-W)	Last 600m	Fastest Section (Time)	Start - 1800	1800 - 1600	1600 - 1400	1400 - 1200	1200 - 1000	1000 - 800	800 - 600	600 - 400
1	2	Captain Kobe	2:23.62	0:27.65	55.1 (1980 - 1800)	2:23.62	2:11.87 [7]	1:57.50 [7]	1:42.54 [8]	1:27.84 [7]	1:12.84 [7]	0:58.42 [7]	0:44.58 [5]
	(2)	W J House		0:44.58	1980 - 1800 (0:11.75)	(0:11.75)	(0:14.37)	(0:14.96)	(0:14.70)	(0:15.00)	(0:14.42)	(0:13.84)	(0:14.49)
2	12	The Coalman	2:23.66	0:28.30	53.7 (1980 - 1800)	2:23.66	2:11.39 [10]	1:56.91 [10]	1:41.83 [10]	1:27.43 [10]	1:12.54 [9]	0:58.17 [9]	0:44.29 [7]
	(12)	R T May	0.2L (+0)	0:44.29	1980 - 1800 (0:12.27)	(0:12.27)	(0:14.48)	(0:15.08)	(0:14.40)	(0:14.89)	(0:14.37)	(0:13.88)	(0:14.44)
3	11	Semba	2:23.71	0:27.99	54.8 (1980 - 1800)	2:23.71	2:11.67 [8]	1:57.26 [8]	1:42.26 [6]	1:28.11 [2]	1:13.82 [1]	0:59.74 [1]	0:45.57 [1]
	(11)	T M Williams	0.5L (-10)	0:45.57	1980 - 1800 (0:12.04)	(0:12.04)	(0:14.41)	(0:15.00)	(0:14.15)	(0:14.29)	(0:14.08)	(0:14.17)	(0:14.92)
4	6	Always Be Batman	2:23.73	0:25.95	58.2 (1980 - 1800)	2:23.73	2:12.72 [1]	1:59.19 [1]	1:44.21 [1]	1:28.87 [1]	1:13.87 [2]	0:59.57 [3]	0:45.31 [3]
	(6)	H V Douglas	0.6L (-22)	0:45.31	1980 - 1800 (0:11.01)	(0:11.01)	(0:13.53)	(0:14.98)	(0:15.34)	(0:15.00)	(0:14.30)	(0:14.26)	(0:14.94)
5	8	Zarlini	2:23.93	0:28.87	53.2 (1980 - 1800)	2:23.93	2:11.14 [13]	1:56.59 [14]	1:41.52 [14]	1:27.12 [14]	1:12.35 [14]	0:57.85 [14]	0:43.86 [13]
	(8)	B T Hope	1.7L (-2)	0:43.86	1980 - 1800 (0:12.79)	(0:12.79)	(0:14.55)	(0:15.07)	(0:14.40)	(0:14.77)	(0:14.50)	(0:13.99)	(0:14.90)
6	10	Munroe's Mate	2:24.03	0:27.13	56.5 (1980 - 1800)	2:24.03	2:12.37 [5]	1:58.41 [5]	1:43.37 [7]	1:28.25 [8]	1:13.10 [8]	0:58.63 [8]	0:44.70 [8]
	(10)	J C Morrison	2.2L (-20)	0:44.70	1980 - 1800 (0:11.66)	(0:11.66)	(0:13.96)	(0:15.04)	(0:15.12)	(0:15.15)	(0:14.47)	(0:13.93)	(0:14.67)
7	4	Zoom X	2:24.15	0:27.29	56.3 (1980 - 1800)	2:24.15	2:12.64 [6]	1:58.36 [6]	1:43.49 [4]	1:28.66 [5]	1:13.66 [5]	0:59.35 [4]	0:45.48 [4]
	(4)	S J Ottley	2.9L (-3)	0:45.48	1980 - 1800 (0:11.51)	(0:11.51)	(0:14.28)	(0:14.87)	(0:14.83)	(0:15.00)	(0:14.31)	(0:13.87)	(0:14.79)
8	1	Carlin	2:24.98	0:26.69	57.9 (1980 - 1800)	2:24.98	2:13.76 [3]	1:59.81 [4]	1:44.64 [5]	1:29.47 [6]	1:14.45 [6]	1:00.02 [6]	0:45.98 [6]
	(1)	S J Tomlinson	7.5L (-25)	0:45.98	1980 - 1800 (0:11.22)	(0:11.22)	(0:13.95)	(0:15.17)	(0:15.17)	(0:15.02)	(0:14.43)	(0:14.04)	(0:14.72)
9	9	Dawn To Dark	2:25.00	0:29.27	53.6 (1600-1400)	2:25.00	2:12.12 [14]	1:57.22 [13]	1:42.59 [12]	1:28.46 [11]	1:13.72 [13]	0:59.11 [10]	0:45.35 [9]
	(9)	J W Cox	7.6L (+8)	0:45.35	1980 - 1800 (0:12.88)	(0:12.88)	(0:14.90)	(0:14.63)	(0:14.13)	(0:14.74)	(0:14.61)	(0:13.76)	(0:14.59)
10	14	Fitzthebill	2:25.49	0:28.46	52.7 (1980 - 1800)	2:25.49	2:12.73 [11]	1:58.51 [11]	1:43.63 [11]	1:29.16 [12]	1:14.07 [12]	0:59.66 [11]	0:45.74 [10]
	(14)	B N Orange	10.4L (-23)	0:45.74	1980 - 1800 (0:12.76)	(0:12.76)	(0:14.22)	(0:14.88)	(0:14.47)	(0:15.09)	(0:14.41)	(0:13.92)	(0:14.90)

[] Position in running at each section and finish
 TAB# Saddle cloth number
 -:-:- No data available at this section
 BAR# Barrier/Gate Position
 NA No data available
 DNF Did not finish
 DNT Did not track
 DT-W Distance travelled compared to winner in metres

Fastest split
 Fastest section



NZ Metropolitan Trotting Club Inc Harness

Race 4: PENINSULAR BEACHFRONT RESORT MOOLOOLABA MOBILE PACE - 1980m

14 November 2025 - 3:52PM

Weather: Raining



Field Times	2:23.62	2:12.61	1:59.08	1:44.10	1:28.75	1:13.75	0:59.65	0:45.48
(Race Tempo)	(0:11.01)	(0:13.53)	(0:14.98)	(0:15.35)	(0:15.00)	(0:14.11)	(0:14.17)	(0:14.93)

Rank	TAB#	Horse	Overall Time	First 400m	Top Speed km/h (Section)	L1980	L1800	L1600	L1400	L1200	L1000	L800	L600
	(BAR#)	Driver	Margin (DT-W)	Last 600m	Fastest Section (Time)	Start - 1800	1800 - 1600	1600 - 1400	1400 - 1200	1200 - 1000	1000 - 800	800 - 600	600 - 400
11	5	Remission	2:25.50	0:26.93	57.8 (1980 - 1800)	2:25.50	2:14.28 [4]	2:00.07 [3]	1:45.17 [2]	1:30.32 [3]	1:15.36 [3]	1:01.05 [2]	0:47.16 [2]
	(5)	A R Garrard	10.4L (-10)	0:47.16	1980 - 1800 (0:11.22)	(0:11.22)	(0:14.21)	(0:14.90)	(0:14.85)	(0:14.96)	(0:14.31)	(0:13.89)	(0:14.98)
12	7	Miki's Courage	2:25.71	0:28.19	54.7 (1980 - 1800)	2:25.71	2:13.86 [9]	1:59.05 [9]	1:43.89 [9]	1:29.49 [9]	1:14.69 [10]	1:00.07 [13]	0:45.66 [14]
	(7)	John R Dunn	11.6L (+7)	0:45.66	1980 - 1800 (0:11.85)	(0:11.85)	(0:14.81)	(0:15.16)	(0:14.40)	(0:14.80)	(0:14.62)	(0:14.41)	(0:15.23)
13	13	Shannon B	2:26.43	0:28.59	54.3 (1980 - 1800)	2:26.43	2:13.88 [12]	1:59.38 [12]	1:44.31 [13]	1:29.89 [13]	1:14.95 [11]	1:00.63 [12]	0:46.65 [12]
	(13)	S J Thornley	15.6L (-5)	0:46.65	1980 - 1800 (0:12.55)	(0:12.55)	(0:14.50)	(0:15.07)	(0:14.42)	(0:14.94)	(0:14.32)	(0:13.98)	(0:15.17)
14	3	Kotare Kelso	2:31.51	0:26.41	58.0 (1980 - 1800)	2:31.51	2:20.39 [2]	2:06.59 [2]	1:51.51 [3]	1:36.31 [4]	1:21.29 [4]	1:06.82 [5]	0:52.54 [11]
	(3)	G D Smith	43.8L (-24)	0:52.54	1980 - 1800 (0:11.12)	(0:11.12)	(0:13.80)	(0:15.08)	(0:15.20)	(0:15.02)	(0:14.47)	(0:14.28)	(0:15.80)

[] Position in running at each section and finish
 TAB# Saddle cloth number
 -:-:- No data available at this section
 BAR# Barrier/Gate Position
 NA No data available
 DNF Did not finish
 DNT Did not track
 DT-W Distance travelled compared to winner in metres

Fastest split
 Fastest section



NZ Metropolitan Trotting Club Inc Harness

Race 4: PENINSULAR BEACHFRONT RESORT MOOLOOLABA MOBILE PACE - 1980m

14 November 2025 - 3:52PM



Weather: Raining

Field Times 0:30.55 0:15.20
(Race Tempo) (0:15.36) (0:15.20)

Rank	TAB#	Horse	Overall Time	First 400m	Top Speed km/h (Section)	L400	L200						
	(BAR#)	Driver	Margin (DT-W)	Last 600m	Fastest Section (Time)	400 - 200	200 - Finish						
1	2	Captain Kobe	2:23.62	0:27.65	55.1 (1980 - 1800)	0:30.09 [2]	0:15.08 [1]						
	(2)	W J House		0:44.58	1980 - 1800 (0:11.75)	(0:15.01)	(0:15.08)						
2	12	The Coalman	2:23.66	0:28.30	53.7 (1980 - 1800)	0:29.85 [5]	0:14.75 [2]						
	(12)	R T May	0.2L (+0)	0:44.29	1980 - 1800 (0:12.27)	(0:15.10)	(0:14.75)						
3	11	Semba	2:23.71	0:27.99	54.8 (1980 - 1800)	0:30.65 [1]	0:15.29 [3]						
	(11)	T M Williams	0.5L (-10)	0:45.57	1980 - 1800 (0:12.04)	(0:15.36)	(0:15.29)						
4	6	Always Be Batman	2:23.73	0:25.95	58.2 (1980 - 1800)	0:30.37 [3]	0:15.11 [4]						
	(6)	H V Douglas	0.6L (-22)	0:45.31	1980 - 1800 (0:11.01)	(0:15.26)	(0:15.11)						
5	8	Zarlini	2:23.93	0:28.87	53.2 (1980 - 1800)	0:28.96 [9]	0:14.49 [5]						
	(8)	B T Hope	1.7L (-2)	0:43.86	1980 - 1800 (0:12.79)	(0:14.47)	(0:14.49)						
6	10	Munroe's Mate	2:24.03	0:27.13	56.5 (1980 - 1800)	0:30.03 [6]	0:14.98 [6]						
	(10)	J C Morrison	2.2L (-20)	0:44.70	1980 - 1800 (0:11.66)	(0:15.05)	(0:14.98)						
7	4	Zoom X	2:24.15	0:27.29	56.3 (1980 - 1800)	0:30.69 [4]	0:15.39 [7]						
	(4)	S J Ottley	2.9L (-3)	0:45.48	1980 - 1800 (0:11.51)	(0:15.30)	(0:15.39)						
8	1	Carlin	2:24.98	0:26.69	57.9 (1980 - 1800)	0:31.26 [7]	0:15.89 [8]						
	(1)	S J Tomlinson	7.5L (-25)	0:45.98	1980 - 1800 (0:11.22)	(0:15.37)	(0:15.89)						
9	9	Dawn To Dark	2:25.00	0:29.27	53.6 (1600-1400)	0:30.76 [11]	0:15.30 [9]						
	(9)	J W Cox	7.6L (+8)	0:45.35	1980 - 1800 (0:12.88)	(0:15.46)	(0:15.30)						
10	14	Fitzthebill	2:25.49	0:28.46	52.7 (1980 - 1800)	0:30.84 [10]	0:15.94 [10]						
	(14)	B N Orange	10.4L (-23)	0:45.74	1980 - 1800 (0:12.76)	(0:14.90)	(0:15.94)						

[] Position in running at each section and finish TAB# Saddle cloth number
 -:-:- No data available at this section BAR# Barrier/Gate Position
 NA No data available DNF Did not finish
 DNT Did not track DT-W Distance travelled compared to winner in metres

Fastest split
 Fastest section



NZ Metropolitan Trotting Club Inc Harness

Race 4: PENINSULAR BEACHFRONT RESORT MOOLOOLABA MOBILE PACE - 1980m

14 November 2025 - 3:52PM

Weather: Raining



Field Times 0:30.55 0:15.20
(Race Tempo) (0:15.36) (0:15.20)

Rank	TAB#	Horse	Overall Time	First 400m	Top Speed km/h (Section)	L400	L200						
	(BAR#)	Driver	Margin (DT-W)	Last 600m	Fastest Section (Time)	400 - 200	200 - Finish						
11	5	Remission	2:25.50	0:26.93	57.8 (1980 - 1800)	0:32.18 [8]	0:16.31 [11]						
	(5)	A R Garrard	10.4L (-10)	0:47.16	1980 - 1800 (0:11.22)	(0:15.87)	(0:16.31)						
12	7	Miki's Courage	2:25.71	0:28.19	54.7 (1980 - 1800)	0:30.43 [13]	0:15.22 [12]						
	(7)	John R Dunn	11.6L (+7)	0:45.66	1980 - 1800 (0:11.85)	(0:15.21)	(0:15.22)						
13	13	Shannon B	2:26.43	0:28.59	54.3 (1980 - 1800)	0:31.48 [12]	0:16.12 [13]						
	(13)	S J Thornley	15.6L (-5)	0:46.65	1980 - 1800 (0:12.55)	(0:15.36)	(0:16.12)						
14	3	Kotare Kelso	2:31.51	0:26.41	58.0 (1980 - 1800)	0:36.74 [14]	0:19.54 [14]						
	(3)	G D Smith	43.8L (-24)	0:52.54	1980 - 1800 (0:11.12)	(0:17.20)	(0:19.54)						

Horse/Jockey Name	Captain Kobe/W J House
Finish Rank	1
Fastest Section Time (Section)	0:11.75 (1980 - 1800)
Top Speed [km/h] (Section)	55.1 (1980 - 1800)
Race State	Finished



NZ Metropolitan Trotting Club Inc Harness

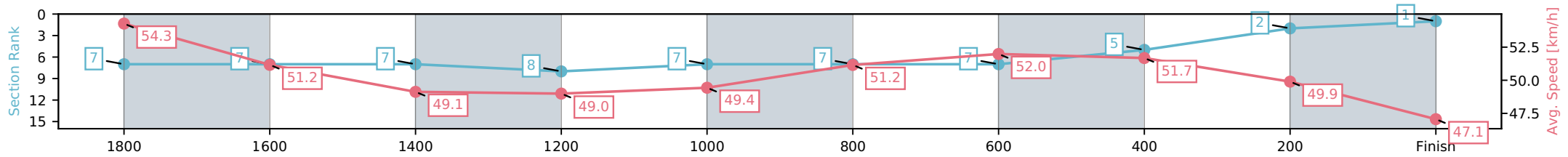
Race 4: PENINSULAR BEACHFRONT RESORT
MOOLOOLABA MOBILE PACE - 1980m



14 November 2025 - 3:52PM

Weather: Raining

Section	L1980	L1800	L1600	L1400	L1200	L1000	L800	L600	L400	L200
Section Times	2:23.62 (0:11.75)	2:11.87 [7] (0:14.37)	1:57.50 [7] (0:14.96)	1:42.54 [8] (0:14.70)	1:27.84 [7] (0:15.00)	1:12.84 [7] (0:14.42)	0:58.42 [7] (0:13.84)	0:44.58 [5] (0:14.49)	0:30.09 [2] (0:15.01)	0:15.08 [1] (0:15.08)
Average Speed [km/h]	54.3	51.2	49.1	49.0	49.4	51.2	52.0	51.7	49.9	47.1
Top Speed [km/h]	55.1	53.2	49.3	49.5	51.1	52.2	52.8	52.9	50.9	50.3
Avg. Dist. to Rail [m]	3.8	3.1	2.8	4.8	3.6	3.3	4.3	5.2	5.6	5.9



- [] Ranking at each section and finish
- :-:- No data available at this section
- NA No data available

Horse/Jockey Name	The Coalman/R T May
Finish Rank	2
Fastest Section Time (Section)	0:12.27 (1980 - 1800)
Top Speed [km/h] (Section)	53.7 (1980 - 1800)
Race State	Finished



NZ Metropolitan Trotting Club Inc Harness

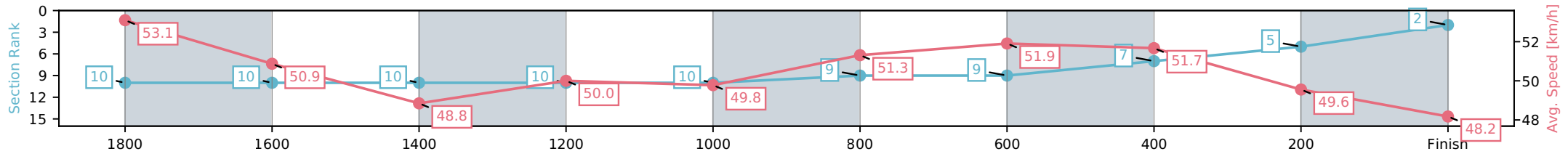
Race 4: PENINSULAR BEACHFRONT RESORT
MOOLOOLABA MOBILE PACE - 1980m



14 November 2025 - 3:52PM

Weather: Raining

Section	L1980	L1800	L1600	L1400	L1200	L1000	L800	L600	L400	L200
Section Times	2:23.66 (0:12.27)	2:11.39 [10] (0:14.48)	1:56.91 [10] (0:15.08)	1:41.83 [10] (0:14.40)	1:27.43 [10] (0:14.89)	1:12.54 [9] (0:14.37)	0:58.17 [9] (0:13.88)	0:44.29 [7] (0:14.44)	0:29.85 [5] (0:15.10)	0:14.75 [2] (0:14.75)
Average Speed [km/h]	53.1	50.9	48.8	50.0	49.8	51.3	51.9	51.7	49.6	48.2
Top Speed [km/h]	53.7	52.1	49.7	50.5	51.0	52.0	52.9	52.9	50.1	50.0
Avg. Dist. to Rail [m]	5.7	3.7	3.0	4.8	3.5	3.4	4.2	5.0	5.7	7.8



- [] Ranking at each section and finish
- :-:- No data available at this section
- NA No data available

Horse/Jockey Name	Semba/T M Williams
Finish Rank	3
Fastest Section Time (Section)	0:12.04 (1980 - 1800)
Top Speed [km/h] (Section)	54.8 (1980 - 1800)
Race State	Finished



NZ Metropolitan Trotting Club Inc Harness

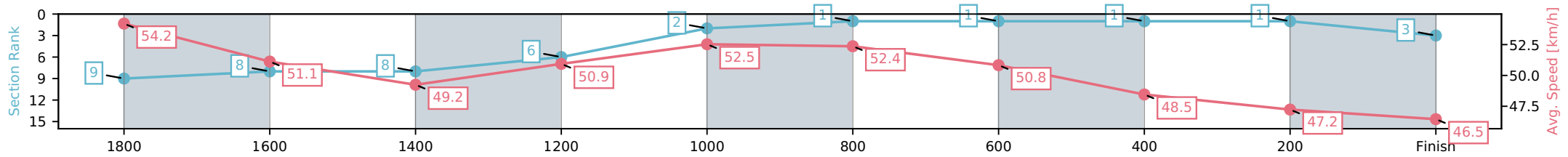
Race 4: PENINSULAR BEACHFRONT RESORT
MOOLOOLABA MOBILE PACE - 1980m



14 November 2025 - 3:52PM

Weather: Raining

Section	L1980	L1800	L1600	L1400	L1200	L1000	L800	L600	L400	L200
Section Times	2:23.71 (0:12.04)	2:11.67 [8] (0:14.41)	1:57.26 [8] (0:15.00)	1:42.26 [6] (0:14.15)	1:28.11 [2] (0:14.29)	1:13.82 [1] (0:14.08)	0:59.74 [1] (0:14.17)	0:45.57 [1] (0:14.92)	0:30.65 [1] (0:15.36)	0:15.29 [3] (0:15.29)
Average Speed [km/h]	54.2	51.1	49.2	50.9	52.5	52.4	50.8	48.5	47.2	46.5
Top Speed [km/h]	54.8	53.4	49.7	53.3	53.4	53.5	52.7	49.6	47.5	47.5
Avg. Dist. to Rail [m]	4.2	3.5	3.4	6.0	5.3	3.3	1.8	0.9	1.4	3.3



- [] Ranking at each section and finish
- :-:- No data available at this section
- NA No data available

Horse/Jockey Name	Always Be Batman/H V Douglas
Finish Rank	4
Fastest Section Time (Section)	0:11.01 (1980 - 1800)
Top Speed [km/h] (Section)	58.2 (1980 - 1800)
Race State	Finished



NZ Metropolitan Trotting Club Inc Harness

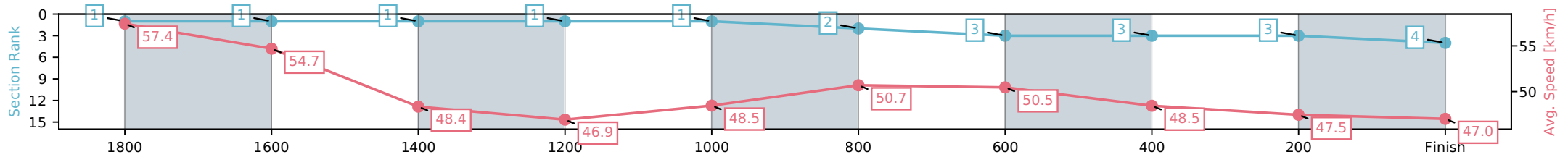
Race 4: PENINSULAR BEACHFRONT RESORT
MOOLOOLABA MOBILE PACE - 1980m



14 November 2025 - 3:52PM

Weather: Raining

Section	L1980	L1800	L1600	L1400	L1200	L1000	L800	L600	L400	L200
Section Times	2:23.73 (0:11.01)	2:12.72 [1] (0:13.53)	1:59.19 [1] (0:14.98)	1:44.21 [1] (0:15.34)	1:28.87 [1] (0:15.00)	1:13.87 [2] (0:14.30)	0:59.57 [3] (0:14.26)	0:45.31 [3] (0:14.94)	0:30.37 [3] (0:15.26)	0:15.11 [4] (0:15.11)
Average Speed [km/h]	57.4	54.7	48.4	46.9	48.5	50.7	50.5	48.5	47.5	47.0
Top Speed [km/h]	58.2	57.2	52.1	47.5	50.4	51.0	51.3	49.4	49.1	49.2
Avg. Dist. to Rail [m]	9.1	4.3	1.0	2.4	1.2	0.9	1.4	0.9	0.9	1.4



- [] Ranking at each section and finish
- :-:- No data available at this section
- NA No data available

Horse/Jockey Name	Zarlini/B T Hope
Finish Rank	5
Fastest Section Time (Section)	0:12.79 (1980 - 1800)
Top Speed [km/h] (Section)	53.2 (1980 - 1800)
Race State	Finished



NZ Metropolitan Trotting Club Inc Harness

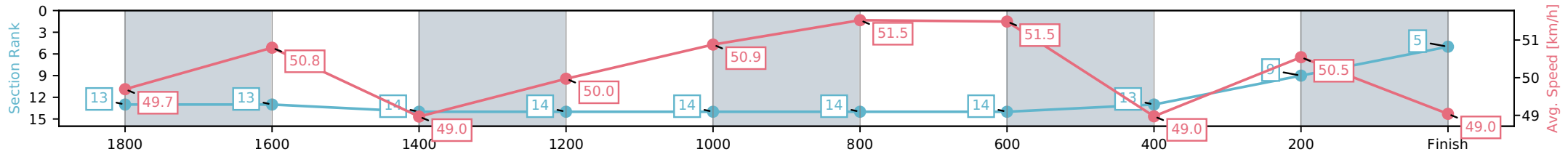
Race 4: PENINSULAR BEACHFRONT RESORT
MOOLOOLABA MOBILE PACE - 1980m



14 November 2025 - 3:52PM

Weather: Raining

Section	L1980	L1800	L1600	L1400	L1200	L1000	L800	L600	L400	L200
Section Times	2:23.93 (0:12.79)	2:11.14 [13] (0:14.55)	1:56.59 [14] (0:15.07)	1:41.52 [14] (0:14.40)	1:27.12 [14] (0:14.77)	1:12.35 [14] (0:14.50)	0:57.85 [14] (0:13.99)	0:43.86 [13] (0:14.90)	0:28.96 [9] (0:14.47)	0:14.49 [5] (0:14.49)
Average Speed [km/h]	49.7	50.8	49.0	50.0	50.9	51.5	51.5	49.0	50.5	49.0
Top Speed [km/h]	53.2	51.6	50.5	50.9	52.0	53.0	52.8	51.6	51.8	50.2
Avg. Dist. to Rail [m]	11.7	4.6	3.2	4.9	5.1	4.9	4.2	2.2	2.8	8.7



[] Ranking at each section and finish
 -:-:- No data available at this section
 NA No data available

Horse/Jockey Name	Munroe's Mate/J C Morrison
Finish Rank	6
Fastest Section Time (Section)	0:11.66 (1980 - 1800)
Top Speed [km/h] (Section)	56.5 (1980 - 1800)
Race State	Finished



NZ Metropolitan Trotting Club Inc Harness

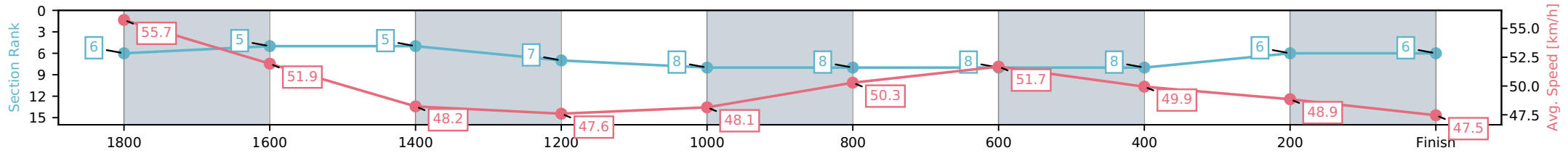
Race 4: PENINSULAR BEACHFRONT RESORT
MOOLOOLABA MOBILE PACE - 1980m



14 November 2025 - 3:52PM

Weather: Raining

Section	L1980	L1800	L1600	L1400	L1200	L1000	L800	L600	L400	L200
Section Times	2:24.03 (0:11.66)	2:12.37 [5] (0:13.96)	1:58.41 [5] (0:15.04)	1:43.37 [7] (0:15.12)	1:28.25 [8] (0:15.15)	1:13.10 [8] (0:14.47)	0:58.63 [8] (0:13.93)	0:44.70 [8] (0:14.67)	0:30.03 [6] (0:15.05)	0:14.98 [6] (0:14.98)
Average Speed [km/h]	55.7	51.9	48.2	47.6	48.1	50.3	51.7	49.9	48.9	47.5
Top Speed [km/h]	56.5	55.1	48.8	48.4	50.6	51.5	51.9	51.6	49.9	48.8
Avg. Dist. to Rail [m]	2.2	1.4	1.1	3.0	1.6	1.6	2.6	2.7	3.5	6.9



- [] Ranking at each section and finish
- :-:- No data available at this section
- NA No data available

Horse/Jockey Name	Zoom X/S J Ottley
Finish Rank	7
Fastest Section Time (Section)	0:11.51 (1980 - 1800)
Top Speed [km/h] (Section)	56.3 (1980 - 1800)
Race State	Finished



NZ Metropolitan Trotting Club Inc Harness

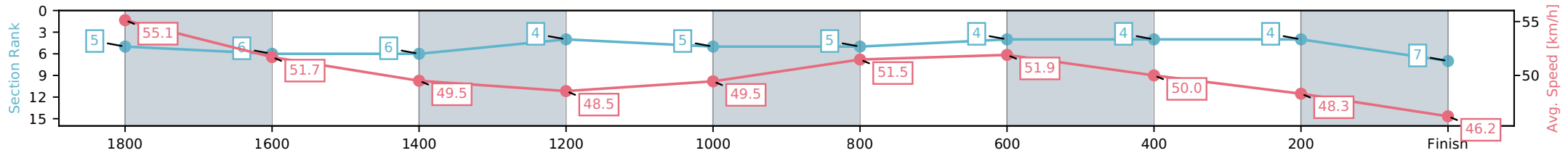
Race 4: PENINSULAR BEACHFRONT RESORT
MOOLOOLABA MOBILE PACE - 1980m



14 November 2025 - 3:52PM

Weather: Raining

Section	L1980	L1800	L1600	L1400	L1200	L1000	L800	L600	L400	L200
Section Times	2:24.15 (0:11.51)	2:12.64 [6] (0:14.28)	1:58.36 [6] (0:14.87)	1:43.49 [4] (0:14.83)	1:28.66 [5] (0:15.00)	1:13.66 [5] (0:14.31)	0:59.35 [4] (0:13.87)	0:45.48 [4] (0:14.79)	0:30.69 [4] (0:15.30)	0:15.39 [7] (0:15.39)
Average Speed [km/h]	55.1	51.7	49.5	48.5	49.5	51.5	51.9	50.0	48.3	46.2
Top Speed [km/h]	56.3	53.9	50.4	49.1	51.5	52.2	53.3	50.4	49.4	47.9
Avg. Dist. to Rail [m]	6.1	3.9	3.0	5.0	3.6	3.2	3.7	3.6	3.8	4.9



- [] Ranking at each section and finish
- :-:- No data available at this section
- NA No data available

Horse/Jockey Name	Carlin/S J Tomlinson
Finish Rank	8
Fastest Section Time (Section)	0:11.22 (1980 - 1800)
Top Speed [km/h] (Section)	57.9 (1980 - 1800)
Race State	Finished



NZ Metropolitan Trotting Club Inc Harness

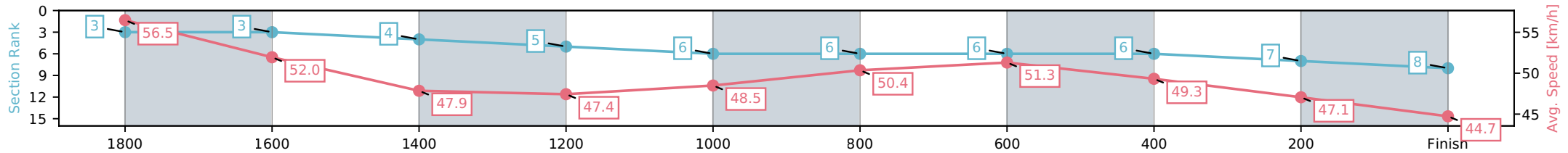
Race 4: PENINSULAR BEACHFRONT RESORT
MOOLOOLABA MOBILE PACE - 1980m



14 November 2025 - 3:52PM

Weather: Raining

Section	L1980	L1800	L1600	L1400	L1200	L1000	L800	L600	L400	L200
Section Times	2:24.98 (0:11.22)	2:13.76 [3] (0:13.95)	1:59.81 [4] (0:15.17)	1:44.64 [5] (0:15.17)	1:29.47 [6] (0:15.02)	1:14.45 [6] (0:14.43)	1:00.02 [6] (0:14.04)	0:45.98 [6] (0:14.72)	0:31.26 [7] (0:15.37)	0:15.89 [8] (0:15.89)
Average Speed [km/h]	56.5	52.0	47.9	47.4	48.5	50.4	51.3	49.3	47.1	44.7
Top Speed [km/h]	57.9	55.8	48.9	48.5	50.1	52.0	52.7	50.6	48.4	47.7
Avg. Dist. to Rail [m]	1.6	1.2	1.1	2.7	1.5	1.3	2.6	1.7	0.8	2.0



- [] Ranking at each section and finish
- :-:- No data available at this section
- NA No data available

Horse/Jockey Name	Dawn To Dark/J W Cox
Finish Rank	9
Fastest Section Time (Section)	0:12.88 (1980 - 1800)
Top Speed [km/h] (Section)	53.6 (1600-1400)
Race State	Finished



NZ Metropolitan Trotting Club Inc Harness

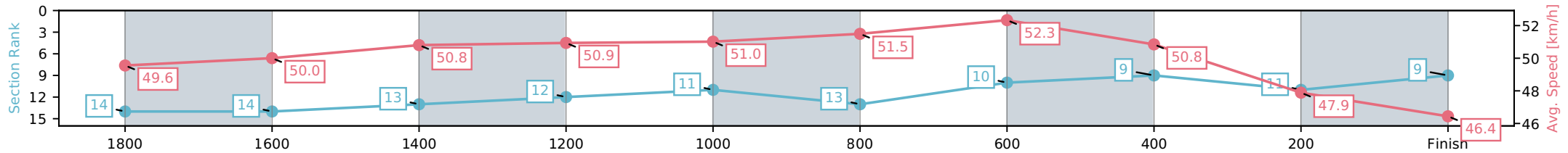
Race 4: PENINSULAR BEACHFRONT RESORT
MOOLOOLABA MOBILE PACE - 1980m



14 November 2025 - 3:52PM

Weather: Raining

Section	L1980	L1800	L1600	L1400	L1200	L1000	L800	L600	L400	L200
Section Times	2:25.00 (0:12.88)	2:12.12 [14] (0:14.90)	1:57.22 [13] (0:14.63)	1:42.59 [12] (0:14.13)	1:28.46 [11] (0:14.74)	1:13.72 [13] (0:14.61)	0:59.11 [10] (0:13.76)	0:45.35 [9] (0:14.59)	0:30.76 [11] (0:15.46)	0:15.30 [9] (0:15.30)
Average Speed [km/h]	49.6	50.0	50.8	50.9	51.0	51.5	52.3	50.8	47.9	46.4
Top Speed [km/h]	52.9	51.2	53.6	53.3	51.8	52.6	53.0	51.6	49.8	47.4
Avg. Dist. to Rail [m]	14.0	6.0	4.2	6.9	5.5	5.9	7.4	4.5	4.4	7.6



- [] Ranking at each section and finish
- :-:- No data available at this section
- NA No data available

Horse/Jockey Name	Fitzthebill/B N Orange
Finish Rank	10
Fastest Section Time (Section)	0:12.76 (1980 - 1800)
Top Speed [km/h] (Section)	52.7 (1980 - 1800)
Race State	Finished



NZ Metropolitan Trotting Club Inc Harness

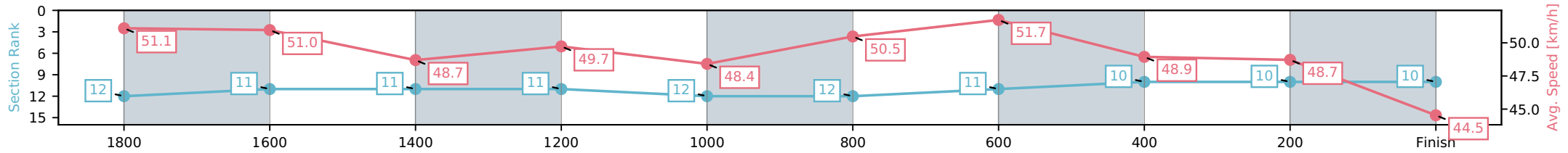
Race 4: PENINSULAR BEACHFRONT RESORT
MOOLOOLABA MOBILE PACE - 1980m



14 November 2025 - 3:52PM

Weather: Raining

Section	L1980	L1800	L1600	L1400	L1200	L1000	L800	L600	L400	L200
Section Times	2:25.49 (0:12.76)	2:12.73 [11] (0:14.22)	1:58.51 [11] (0:14.88)	1:43.63 [11] (0:14.47)	1:29.16 [12] (0:15.09)	1:14.07 [12] (0:14.41)	0:59.66 [11] (0:13.92)	0:45.74 [10] (0:14.90)	0:30.84 [10] (0:14.90)	0:15.94 [10] (0:15.94)
Average Speed [km/h]	51.1	51.0	48.7	49.7	48.4	50.5	51.7	48.9	48.7	44.5
Top Speed [km/h]	52.7	52.0	50.3	50.3	50.5	51.6	52.2	51.6	49.2	48.7
Avg. Dist. to Rail [m]	7.6	1.5	0.9	2.8	1.8	1.7	2.4	1.9	1.2	1.2



- [] Ranking at each section and finish
- :-:- No data available at this section
- NA No data available

Horse/Jockey Name	Remission/A R Garrard
Finish Rank	11
Fastest Section Time (Section)	0:11.22 (1980 - 1800)
Top Speed [km/h] (Section)	57.8 (1980 - 1800)
Race State	Finished



NZ Metropolitan Trotting Club Inc Harness

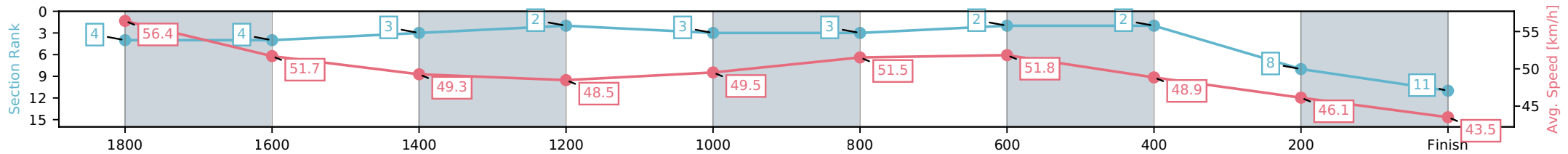
Race 4: PENINSULAR BEACHFRONT RESORT
MOOLOOLABA MOBILE PACE - 1980m



14 November 2025 - 3:52PM

Weather: Raining

Section	L1980	L1800	L1600	L1400	L1200	L1000	L800	L600	L400	L200
Section Times	2:25.50 (0:11.22)	2:14.28 [4] (0:14.21)	2:00.07 [3] (0:14.90)	1:45.17 [2] (0:14.85)	1:30.32 [3] (0:14.96)	1:15.36 [3] (0:14.31)	1:01.05 [2] (0:13.89)	0:47.16 [2] (0:14.98)	0:32.18 [8] (0:15.87)	0:16.31 [11] (0:16.31)
Average Speed [km/h]	56.4	51.7	49.3	48.5	49.5	51.5	51.8	48.9	46.1	43.5
Top Speed [km/h]	57.8	54.3	50.0	48.8	51.3	52.4	53.1	50.1	47.2	45.8
Avg. Dist. to Rail [m]	7.4	3.4	2.7	4.9	3.5	3.2	3.3	2.5	2.4	3.9



- [] Ranking at each section and finish
- :-:- No data available at this section
- NA No data available

Horse/Jockey Name	Miki's Courage/John R Dunn
Finish Rank	12
Fastest Section Time (Section)	0:11.85 (1980 - 1800)
Top Speed [km/h] (Section)	54.7 (1980 - 1800)
Race State	Finished



NZ Metropolitan Trotting Club Inc Harness

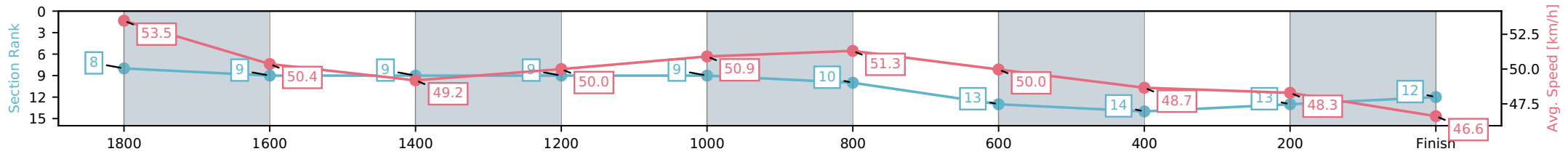
Race 4: PENINSULAR BEACHFRONT RESORT
MOOLOOLABA MOBILE PACE - 1980m



14 November 2025 - 3:52PM

Weather: Raining

Section	L1980	L1800	L1600	L1400	L1200	L1000	L800	L600	L400	L200
Section Times	2:25.71 (0:11.85)	2:13.86 [9] (0:14.81)	1:59.05 [9] (0:15.16)	1:43.89 [9] (0:14.40)	1:29.49 [9] (0:14.80)	1:14.69 [10] (0:14.62)	1:00.07 [13] (0:14.41)	0:45.66 [14] (0:15.23)	0:30.43 [13] (0:15.21)	0:15.22 [12] (0:15.22)
Average Speed [km/h]	53.5	50.4	49.2	50.0	50.9	51.3	50.0	48.7	48.3	46.6
Top Speed [km/h]	54.7	52.6	50.5	51.2	52.0	52.4	51.0	50.2	49.8	49.8
Avg. Dist. to Rail [m]	10.4	5.3	4.5	6.7	5.5	5.5	6.0	4.6	2.4	4.7



- [] Ranking at each section and finish
- :-:- No data available at this section
- NA No data available

Horse/Jockey Name	Shannon B/S J Thornley
Finish Rank	13
Fastest Section Time (Section)	0:12.55 (1980 - 1800)
Top Speed [km/h] (Section)	54.3 (1980 - 1800)
Race State	Finished



NZ Metropolitan Trotting Club Inc Harness

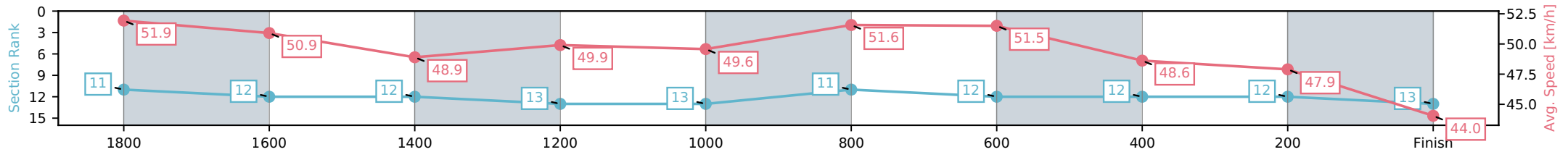
Race 4: PENINSULAR BEACHFRONT RESORT
MOOLOOLABA MOBILE PACE - 1980m



14 November 2025 - 3:52PM

Weather: Raining

Section	L1980	L1800	L1600	L1400	L1200	L1000	L800	L600	L400	L200
Section Times	2:26.43 (0:12.55)	2:13.88 [12] (0:14.50)	1:59.38 [12] (0:15.07)	1:44.31 [13] (0:14.42)	1:29.89 [13] (0:14.94)	1:14.95 [11] (0:14.32)	1:00.63 [12] (0:13.98)	0:46.65 [12] (0:15.17)	0:31.48 [12] (0:15.36)	0:16.12 [13] (0:16.12)
Average Speed [km/h]	51.9	50.9	48.9	49.9	49.6	51.6	51.5	48.6	47.9	44.0
Top Speed [km/h]	54.3	51.7	50.0	50.5	51.8	52.5	52.5	51.0	48.2	47.4
Avg. Dist. to Rail [m]	7.1	4.0	3.1	4.8	3.5	3.5	4.1	3.5	3.2	6.9



- [] Ranking at each section and finish
- :-:- No data available at this section
- NA No data available

Horse/Jockey Name	Kotare Kelso/G D Smith
Finish Rank	14
Fastest Section Time (Section)	0:11.12 (1980 - 1800)
Top Speed [km/h] (Section)	58.0 (1980 - 1800)
Race State	Finished



NZ Metropolitan Trotting Club Inc Harness

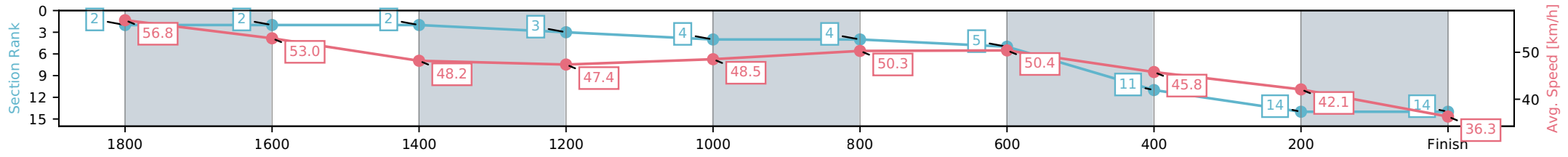
Race 4: PENINSULAR BEACHFRONT RESORT
MOOLOOLABA MOBILE PACE - 1980m



14 November 2025 - 3:52PM

Weather: Raining

Section	L1980	L1800	L1600	L1400	L1200	L1000	L800	L600	L400	L200
Section Times	2:31.51 (0:11.12)	2:20.39 [2] (0:13.80)	2:06.59 [2] (0:15.08)	1:51.51 [3] (0:15.20)	1:36.31 [4] (0:15.02)	1:21.29 [4] (0:14.47)	1:06.82 [5] (0:14.28)	0:52.54 [11] (0:15.80)	0:36.74 [14] (0:17.20)	0:19.54 [14] (0:19.54)
Average Speed [km/h]	56.8	53.0	48.2	47.4	48.5	50.3	50.4	45.8	42.1	36.3
Top Speed [km/h]	58.0	56.6	49.5	47.9	50.5	51.5	52.1	48.7	43.0	39.5
Avg. Dist. to Rail [m]	4.5	2.5	1.3	2.7	1.6	1.4	1.9	0.9	1.2	3.0



[] Ranking at each section and finish
 -:-:- No data available at this section
 NA No data available