



NZ Metropolitan Trotting Club Inc Harness
 Race 6: HARNESSLINK CONGRATULATES KINGMAN MOBILE PACE - 1980m
 14 November 2025 - 5:01PM



Weather: Raining

Field Times (Race Tempo) 2:23.25 (0:11.18) 2:12.07 (0:14.34) 1:57.73 (0:14.71) 1:43.02 (0:15.04) 1:27.98 (0:16.02) 1:11.96 (0:16.36) 0:55.59 (0:15.00) 0:40.59 (0:13.98)

Rank	TAB#	Horse	Overall Time	First 400m	Top Speed km/h (Section)	L1980	L1800	L1600	L1400	L1200	L1000	L800	L600
	(BAR#)	Driver	Margin (DT-W)	Last 600m	Fastest Section (Time)	Start - 1800	1800 - 1600	1600 - 1400	1400 - 1200	1200 - 1000	1000 - 800	800 - 600	600 - 400
1	13	Double Jeopardy	2:23.25	0:28.93	55.3 (400-200)	2:23.25	2:10.74 [11]	1:55.88 [11]	1:40.97 [5]	1:26.98 [3]	1:11.57 [2]	0:55.38 [2]	0:40.57 [1]
	(13)	T M Williams		0:40.57	1980 - 1800 (0:12.51)	(0:12.51)	(0:14.86)	(0:14.91)	(0:13.99)	(0:15.41)	(0:16.19)	(0:14.81)	(0:13.96)
2	5	Christies Art	2:23.73	0:27.62	56.7 (1980 - 1800)	2:23.73	2:12.25 [6]	1:57.62 [6]	1:42.62 [4]	1:27.64 [5]	1:11.71 [4]	0:55.57 [4]	0:40.78 [4]
	(5)	T S Chmiel	2.6L (-2)	0:40.78	1980 - 1800 (0:11.48)	(0:11.48)	(0:14.63)	(0:15.00)	(0:14.98)	(0:15.93)	(0:16.14)	(0:14.79)	(0:13.95)
3	11	Follow Your Dream	2:24.14	0:28.30	55.2 (400-200)	2:24.14	2:11.99 [9]	1:57.29 [9]	1:42.40 [9]	1:27.44 [8]	1:11.56 [8]	0:55.38 [8]	0:40.81 [6]
	(11)	John R Dunn	4.9L (+2)	0:40.81	1980 - 1800 (0:12.15)	(0:12.15)	(0:14.70)	(0:14.89)	(0:14.96)	(0:15.88)	(0:16.18)	(0:14.57)	(0:13.80)
4	3	I'm Rockin	2:24.36	0:27.31	57.3 (1980 - 1800)	2:24.36	2:13.10 [3]	1:58.51 [4]	1:43.47 [6]	1:28.05 [7]	1:12.03 [7]	0:55.73 [9]	0:40.81 [9]
	(3)	R D Close	6.1L (-11)	0:40.81	1980 - 1800 (0:11.26)	(0:11.26)	(0:14.59)	(0:15.04)	(0:15.42)	(0:16.02)	(0:16.30)	(0:14.92)	(0:13.97)
5	4	Got You Covered	2:24.78	0:28.71	55.0 (400-200)	2:24.78	2:12.62 [10]	1:57.54 [10]	1:42.72 [11]	1:27.76 [10]	1:11.85 [10]	0:55.69 [10]	0:41.13 [11]
	(4)	O G Thornley	8.5L (+9)	0:41.13	1980 - 1800 (0:12.16)	(0:12.16)	(0:15.08)	(0:14.82)	(0:14.96)	(0:15.91)	(0:16.16)	(0:14.56)	(0:14.03)
6	10	Radha	2:24.80	0:29.08	55.6 (1980 - 1800)	2:24.80	2:12.17 [12]	1:57.23 [12]	1:42.50 [12]	1:27.48 [12]	1:11.54 [12]	0:55.53 [5]	0:41.84 [3]
	(10)	B N Orange	8.6L (-3)	0:41.84	1980 - 1800 (0:12.63)	(0:12.63)	(0:14.94)	(0:14.73)	(0:15.02)	(0:15.94)	(0:16.01)	(0:13.69)	(0:13.87)
7	2	Bettor Be Sharp	2:24.91	0:27.94	54.7 (1980 - 1800)	2:24.91	2:13.12 [7]	1:58.44 [7]	1:43.52 [7]	1:28.55 [6]	1:12.62 [6]	0:56.45 [6]	0:41.66 [7]
	(2)	S E O'Reilly	9.2L (-1)	0:41.66	1980 - 1800 (0:11.79)	(0:11.79)	(0:14.68)	(0:14.92)	(0:14.97)	(0:15.93)	(0:16.17)	(0:14.79)	(0:13.99)
8	6	Still Rockin	2:25.13	0:27.06	58.1 (1980 - 1800)	2:25.13	2:13.96 [2]	1:59.54 [2]	1:44.57 [3]	1:29.15 [4]	1:13.14 [5]	0:56.79 [7]	0:41.86 [8]
	(6)	R D Holmes	10.4L (-19)	0:41.86	1980 - 1800 (0:11.17)	(0:11.17)	(0:14.42)	(0:14.97)	(0:15.42)	(0:16.01)	(0:16.35)	(0:14.93)	(0:14.17)
9	8	Amass	2:25.39	0:27.36	56.0 (1980 - 1800)	2:25.39	2:13.90 [4]	1:59.45 [3]	1:44.63 [1]	1:30.12 [1]	1:14.10 [1]	0:57.74 [1]	0:42.73 [2]
	(8)	J C Morrison	11.9L (-8)	0:42.73	1980 - 1800 (0:11.49)	(0:11.49)	(0:14.45)	(0:14.82)	(0:14.51)	(0:16.02)	(0:16.36)	(0:15.01)	(0:14.11)
10	7	Rock Or Bust	2:25.65	0:26.92	57.3 (1980 - 1800)	2:25.65	2:14.38 [1]	2:00.13 [1]	1:45.43 [2]	1:30.01 [2]	1:13.99 [3]	0:57.68 [3]	0:42.71 [5]
	(7)	J J Herbertson	13.3L (-12)	0:42.71	1980 - 1800 (0:11.27)	(0:11.27)	(0:14.25)	(0:14.70)	(0:15.42)	(0:16.02)	(0:16.31)	(0:14.97)	(0:14.13)

Scratched: J T Boe (#14)



NZ Metropolitan Trotting Club Inc Harness
 Race 6: HARNESSLINK CONGRATULATES KINGMAN MOBILE PACE - 1980m
 14 November 2025 - 5:01PM



Weather: Raining

Field Times (Race Tempo) 2:23.25 (0:11.18) 2:12.07 (0:14.34) 1:57.73 (0:14.71) 1:43.02 (0:15.04) 1:27.98 (0:16.02) 1:11.96 (0:16.36) 0:55.59 (0:15.00) 0:40.59 (0:13.98)

Rank	TAB#	Horse	Overall Time	First 400m	Top Speed km/h (Section)	L1980	L1800	L1600	L1400	L1200	L1000	L800	L600
	(BAR#)	Driver	Margin (DT-W)	Last 600m	Fastest Section (Time)	Start - 1800	1800 - 1600	1600 - 1400	1400 - 1200	1200 - 1000	1000 - 800	800 - 600	600 - 400
11	12	Tempo Warrior	2:26.22	0:28.31	53.1 (1980 - 1800)	2:26.22	2:13.73 [8]	1:59.38 [8]	1:44.56 [10]	1:29.21 [11]	1:13.19 [11]	0:56.95 [13]	0:42.04 [13]
	(12)	S J Ottley	16.5L (-16)	0:42.04	1980 - 1800 (0:12.49)	(0:12.49)	(0:14.35)	(0:14.82)	(0:15.35)	(0:16.02)	(0:16.24)	(0:14.91)	(0:14.15)
12	1	Caught The Eye	2:26.29	0:27.46	55.1 (1980 - 1800)	2:26.29	2:14.71 [5]	2:00.29 [5]	1:45.25 [8]	1:29.75 [9]	1:13.58 [9]	0:57.40 [12]	0:42.38 [10]
	(1)	G W Dixon	16.9L (-29)	0:42.38	1980 - 1800 (0:11.58)	(0:11.58)	(0:14.42)	(0:15.04)	(0:15.50)	(0:16.17)	(0:16.18)	(0:15.02)	(0:13.76)
13	9	Shepherds Delight	2:26.75	0:29.26	54.5 (1980 - 1800)	2:26.75	2:14.24 [13]	1:59.06 [13]	1:44.10 [13]	1:29.26 [13]	1:13.36 [13]	0:57.18 [11]	0:43.01 [12]
	(9)	C R Ferguson	19.4L (-3)	0:43.01	1980 - 1800 (0:12.51)	(0:12.51)	(0:15.18)	(0:14.96)	(0:14.84)	(0:15.90)	(0:16.18)	(0:14.17)	(0:13.98)

Scratched: J T Boe (#14)

- [] Position in running at each section and finish TAB# Saddle cloth number
- :-:- No data available at this section BAR# Barrier/Gate Position
- NA No data available DNF Did not finish
- DNT Did not track DT-W Distance travelled compared to winner in metres

- Fastest split
- Fastest section



NZ Metropolitan Trotting Club Inc Harness
 Race 6: HARNESSLINK CONGRATULATES KINGMAN MOBILE PACE - 1980m
 14 November 2025 - 5:01PM



Weather: Raining

Field Times 0:26.61 0:13.20
 (Race Tempo) (0:13.41) (0:13.20)

Rank	TAB#	Horse	Overall Time	First 400m	Top Speed km/h (Section)	L400	L200						
	(BAR#)	Driver	Margin (DT-W)	Last 600m	Fastest Section (Time)	400 - 200	200 - Finish						
1	13	Double Jeopardy	2:23.25	0:28.93	55.3 (400-200)	0:26.61 [1]	0:13.20 [1]						
	(13)	T M Williams		0:40.57	1980 - 1800 (0:12.51)	(0:13.41)	(0:13.20)						
2	5	Christies Art	2:23.73	0:27.62	56.7 (1980 - 1800)	0:26.83 [2]	0:13.37 [2]						
	(5)	T S Chmiel	2.6L (-2)	0:40.78	1980 - 1800 (0:11.48)	(0:13.46)	(0:13.37)						
3	11	Follow Your Dream	2:24.14	0:28.30	55.2 (400-200)	0:27.01 [5]	0:13.43 [3]						
	(11)	John R Dunn	4.9L (+2)	0:40.81	1980 - 1800 (0:12.15)	(0:13.58)	(0:13.43)						
4	3	I'm Rockin	2:24.36	0:27.31	57.3 (1980 - 1800)	0:26.84 [7]	0:13.38 [4]						
	(3)	R D Close	6.1L (-11)	0:40.81	1980 - 1800 (0:11.26)	(0:13.46)	(0:13.38)						
5	4	Got You Covered	2:24.78	0:28.71	55.0 (400-200)	0:27.10 [10]	0:13.29 [5]						
	(4)	O G Thornley	8.5L (+9)	0:41.13	1980 - 1800 (0:12.16)	(0:13.81)	(0:13.29)						
6	10	Radha	2:24.80	0:29.08	55.6 (1980 - 1800)	0:27.97 [3]	0:14.34 [6]						
	(10)	B N Orange	8.6L (-3)	0:41.84	1980 - 1800 (0:12.63)	(0:13.63)	(0:14.34)						
7	2	Bettor Be Sharp	2:24.91	0:27.94	54.7 (1980 - 1800)	0:27.67 [8]	0:13.92 [7]						
	(2)	S E O'Reilly	9.2L (-1)	0:41.66	1980 - 1800 (0:11.79)	(0:13.75)	(0:13.92)						
8	6	Still Rockin	2:25.13	0:27.06	58.1 (1980 - 1800)	0:27.69 [9]	0:13.81 [8]						
	(6)	R D Holmes	10.4L (-19)	0:41.86	1980 - 1800 (0:11.17)	(0:13.88)	(0:13.81)						
9	8	Amass	2:25.39	0:27.36	56.0 (1980 - 1800)	0:28.62 [4]	0:14.68 [9]						
	(8)	J C Morrison	11.9L (-8)	0:42.73	1980 - 1800 (0:11.49)	(0:13.94)	(0:14.68)						
10	7	Rock Or Bust	2:25.65	0:26.92	57.3 (1980 - 1800)	0:28.58 [6]	0:14.72 [10]						
	(7)	J J Herbertson	13.3L (-12)	0:42.71	1980 - 1800 (0:11.27)	(0:13.86)	(0:14.72)						

Scratched: J T Boe (#14)

- [] Position in running at each section and finish TAB# Saddle cloth number
- :-:- No data available at this section BAR# Barrier/Gate Position
- NA No data available DNF Did not finish
- DNT Did not track DT-W Distance travelled compared to winner in metres

- Fastest split
- Fastest section



NZ Metropolitan Trotting Club Inc Harness
 Race 6: HARNESSLINK CONGRATULATES KINGMAN MOBILE PACE - 1980m
 14 November 2025 - 5:01PM



Weather: Raining

Field Times 0:26.61 0:13.20
 (Race Tempo) (0:13.41) (0:13.20)

Rank	TAB#	Horse	Overall Time	First 400m	Top Speed km/h (Section)	L400	L200						
	(BAR#)	Driver	Margin (DT-W)	Last 600m	Fastest Section (Time)	400 - 200	200 - Finish						
11	12	Tempo Warrior	2:26.22	0:28.31	53.1 (1980 - 1800)	0:27.89 [13]	0:14.01 [11]						
	(12)	S J Ottley	16.5L (-16)	0:42.04	1980 - 1800 (0:12.49)	(0:13.88)	(0:14.01)						
12	1	Caught The Eye	2:26.29	0:27.46	55.1 (1980 - 1800)	0:28.62 [11]	0:14.60 [12]						
	(1)	G W Dixon	16.9L (-29)	0:42.38	1980 - 1800 (0:11.58)	(0:14.02)	(0:14.60)						
13	9	Shepherds Delight	2:26.75	0:29.26	54.5 (1980 - 1800)	0:29.03 [12]	0:14.62 [13]						
	(9)	C R Ferguson	19.4L (-3)	0:43.01	1980 - 1800 (0:12.51)	(0:14.41)	(0:14.62)						

Scratched: J T Boe (#14)

- [] Position in running at each section and finish TAB# Saddle cloth number
- :--:-- No data available at this section BAR# Barrier/Gate Position
- NA No data available DNF Did not finish
- DNT Did not track DT-W Distance travelled compared to winner in metres

- Fastest split
- Fastest section

Horse/Jockey Name	Double Jeopardy/T M Williams
Finish Rank	1
Fastest Section Time (Section)	0:12.51 (1980 - 1800)
Top Speed [km/h] (Section)	55.3 (400-200)
Race State	Finished



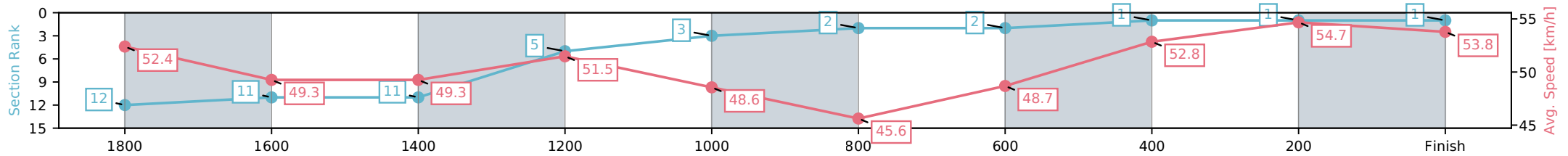
NZ Metropolitan Trotting Club Inc Harness
 Race 6: HARNESSLINK CONGRATULATES KINGMAN
 MOBILE PACE - 1980m



14 November 2025 - 5:01PM

Weather: Raining

Section	L1980	L1800	L1600	L1400	L1200	L1000	L800	L600	L400	L200
Section Times	2:23.25 (0:12.51)	2:10.74 [11] (0:14.86)	1:55.88 [11] (0:14.91)	1:40.97 [5] (0:13.99)	1:26.98 [3] (0:15.41)	1:11.57 [2] (0:16.19)	0:55.38 [2] (0:14.81)	0:40.57 [1] (0:13.96)	0:26.61 [1] (0:13.41)	0:13.20 [1] (0:13.20)
Average Speed [km/h]	52.4	49.3	49.3	51.5	48.6	45.6	48.7	52.8	54.7	53.8
Top Speed [km/h]	53.4	51.4	51.2	52.3	51.1	46.9	52.2	53.9	55.3	55.1
Avg. Dist. to Rail [m]	7.5	3.5	2.9	6.7	4.8	3.4	3.9	3.7	2.7	4.9



- [] Ranking at each section and finish
- :-:- No data available at this section
- NA No data available

Horse/Jockey Name	Christies Art/T S Chmiel
Finish Rank	2
Fastest Section Time (Section)	0:11.48 (1980 - 1800)
Top Speed [km/h] (Section)	56.7 (1980 - 1800)
Race State	Finished



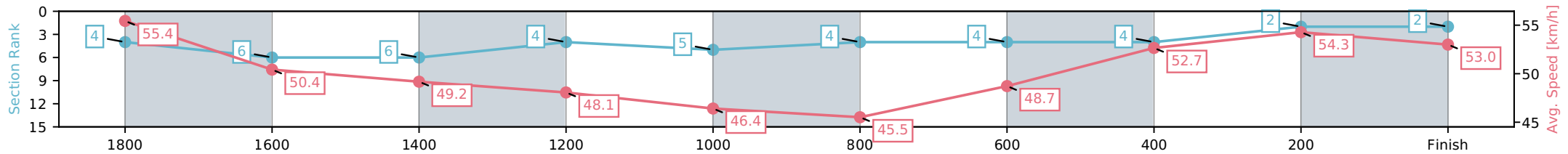
NZ Metropolitan Trotting Club Inc Harness
 Race 6: HARNESSLINK CONGRATULATES KINGMAN
 MOBILE PACE - 1980m



14 November 2025 - 5:01PM

Weather: Raining

Section	L1980	L1800	L1600	L1400	L1200	L1000	L800	L600	L400	L200
Section Times	2:23.73 (0:11.48)	2:12.25 [6] (0:14.63)	1:57.62 [6] (0:15.00)	1:42.62 [4] (0:14.98)	1:27.64 [5] (0:15.93)	1:11.71 [4] (0:16.14)	0:55.57 [4] (0:14.79)	0:40.78 [4] (0:13.95)	0:26.83 [2] (0:13.46)	0:13.37 [2] (0:13.37)
Average Speed [km/h]	55.4	50.4	49.2	48.1	46.4	45.5	48.7	52.7	54.3	53.0
Top Speed [km/h]	56.7	53.3	50.7	48.7	48.2	46.9	51.8	53.9	55.0	54.3
Avg. Dist. to Rail [m]	7.5	4.0	3.2	4.7	3.3	2.9	3.2	2.8	2.3	3.0



- [] Ranking at each section and finish
- :-:- No data available at this section
- NA No data available

Horse/Jockey Name	Follow Your Dream/John R Dunn
Finish Rank	3
Fastest Section Time (Section)	0:12.15 (1980 - 1800)
Top Speed [km/h] (Section)	55.2 (400-200)
Race State	Finished



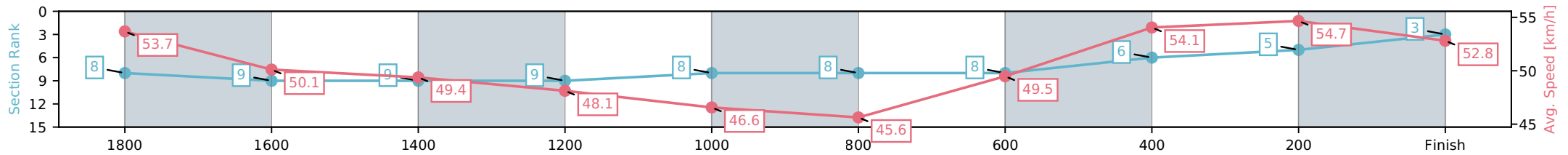
NZ Metropolitan Trotting Club Inc Harness
 Race 6: HARNESSLINK CONGRATULATES KINGMAN
 MOBILE PACE - 1980m



14 November 2025 - 5:01PM

Weather: Raining

Section	L1980	L1800	L1600	L1400	L1200	L1000	L800	L600	L400	L200
Section Times	2:24.14 (0:12.15)	2:11.99 [9] (0:14.70)	1:57.29 [9] (0:14.89)	1:42.40 [9] (0:14.96)	1:27.44 [8] (0:15.88)	1:11.56 [8] (0:16.18)	0:55.38 [8] (0:14.57)	0:40.81 [6] (0:13.80)	0:27.01 [5] (0:13.58)	0:13.43 [3] (0:13.43)
Average Speed [km/h]	53.7	50.1	49.4	48.1	46.6	45.6	49.5	54.1	54.7	52.8
Top Speed [km/h]	54.6	52.6	51.3	48.8	48.4	47.0	53.7	54.8	55.2	54.8
Avg. Dist. to Rail [m]	4.7	3.7	2.9	5.1	3.4	3.4	4.7	5.0	4.6	7.8



- [] Ranking at each section and finish
- :-:- No data available at this section
- NA No data available

Horse/Jockey Name	I'm Rockin/R D Close
Finish Rank	4
Fastest Section Time (Section)	0:11.26 (1980 - 1800)
Top Speed [km/h] (Section)	57.3 (1980 - 1800)
Race State	Finished



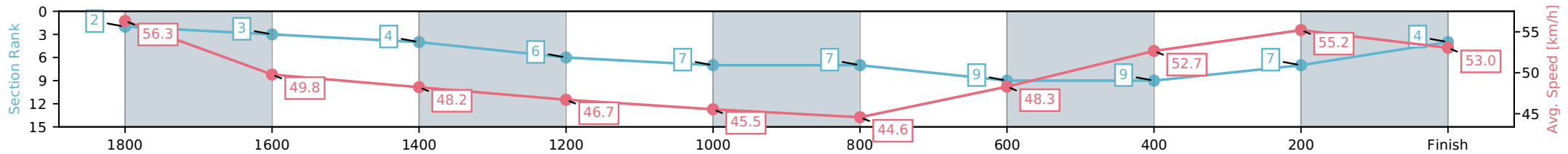
NZ Metropolitan Trotting Club Inc Harness
 Race 6: HARNESSLINK CONGRATULATES KINGMAN
 MOBILE PACE - 1980m



14 November 2025 - 5:01PM

Weather: Raining

Section	L1980	L1800	L1600	L1400	L1200	L1000	L800	L600	L400	L200
Section Times	2:24.36 (0:11.26)	2:13.10 [3] (0:14.59)	1:58.51 [4] (0:15.04)	1:43.47 [6] (0:15.42)	1:28.05 [7] (0:16.02)	1:12.03 [7] (0:16.30)	0:55.73 [9] (0:14.92)	0:40.81 [9] (0:13.97)	0:26.84 [7] (0:13.46)	0:13.38 [4] (0:13.38)
Average Speed [km/h]	56.3	49.8	48.2	46.7	45.5	44.6	48.3	52.7	55.2	53.0
Top Speed [km/h]	57.3	55.0	50.6	47.8	47.5	46.3	50.6	53.5	56.6	55.7
Avg. Dist. to Rail [m]	5.7	1.8	1.2	3.0	1.6	1.4	2.1	3.0	5.1	10.0



- [] Ranking at each section and finish
- :-:- No data available at this section
- NA No data available

Horse/Jockey Name	Got You Covered/O G Thornley
Finish Rank	5
Fastest Section Time (Section)	0:12.16 (1980 - 1800)
Top Speed [km/h] (Section)	55.0 (400-200)
Race State	Finished



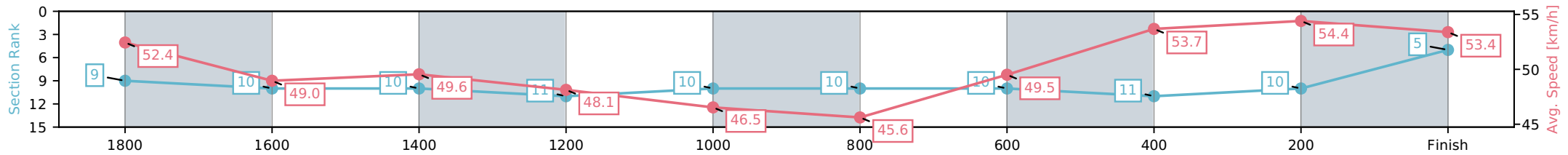
NZ Metropolitan Trotting Club Inc Harness
 Race 6: HARNESSLINK CONGRATULATES KINGMAN
 MOBILE PACE - 1980m



14 November 2025 - 5:01PM

Weather: Raining

Section	L1980	L1800	L1600	L1400	L1200	L1000	L800	L600	L400	L200
Section Times	2:24.78 (0:12.16)	2:12.62 [10] (0:15.08)	1:57.54 [10] (0:14.82)	1:42.72 [11] (0:14.96)	1:27.76 [10] (0:15.91)	1:11.85 [10] (0:16.16)	0:55.69 [10] (0:14.56)	0:41.13 [11] (0:14.03)	0:27.10 [10] (0:13.81)	0:13.29 [5] (0:13.29)
Average Speed [km/h]	52.4	49.0	49.6	48.1	46.5	45.6	49.5	53.7	54.4	53.4
Top Speed [km/h]	53.5	50.2	50.8	49.0	48.5	47.3	52.2	54.6	55.0	54.8
Avg. Dist. to Rail [m]	7.0	4.4	2.8	5.0	3.4	3.3	5.4	6.2	6.4	10.4



- [] Ranking at each section and finish
- :-:- No data available at this section
- NA No data available

Horse/Jockey Name	Radha/B N Orange
Finish Rank	6
Fastest Section Time (Section)	0:12.63 (1980 - 1800)
Top Speed [km/h] (Section)	55.6 (1980 - 1800)
Race State	Finished



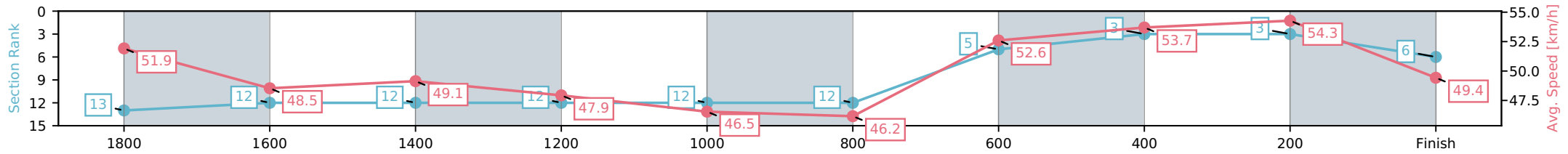
NZ Metropolitan Trotting Club Inc Harness
 Race 6: HARNESSLINK CONGRATULATES KINGMAN
 MOBILE PACE - 1980m



14 November 2025 - 5:01PM

Weather: Raining

Section	L1980	L1800	L1600	L1400	L1200	L1000	L800	L600	L400	L200
Section Times	2:24.80 (0:12.63)	2:12.17 [12] (0:14.94)	1:57.23 [12] (0:14.73)	1:42.50 [12] (0:15.02)	1:27.48 [12] (0:15.94)	1:11.54 [12] (0:16.01)	0:55.53 [5] (0:13.69)	0:41.84 [3] (0:13.87)	0:27.97 [3] (0:13.63)	0:14.34 [6] (0:14.34)
Average Speed [km/h]	51.9	48.5	49.1	47.9	46.5	46.2	52.6	53.7	54.3	49.4
Top Speed [km/h]	55.6	50.4	51.1	48.7	48.0	51.6	53.3	54.2	54.7	52.9
Avg. Dist. to Rail [m]	2.5	1.8	0.9	3.9	3.7	3.7	5.8	4.8	4.2	6.1



- [] Ranking at each section and finish
- :-:- No data available at this section
- NA No data available

Horse/Jockey Name	Bettor Be Sharp/S E O'Reilly
Finish Rank	7
Fastest Section Time (Section)	0:11.79 (1980 - 1800)
Top Speed [km/h] (Section)	54.7 (1980 - 1800)
Race State	Finished



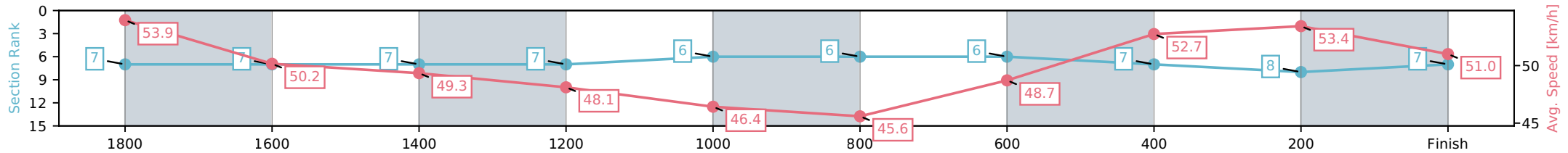
NZ Metropolitan Trotting Club Inc Harness
 Race 6: HARNESSLINK CONGRATULATES KINGMAN
 MOBILE PACE - 1980m



14 November 2025 - 5:01PM

Weather: Raining

Section	L1980	L1800	L1600	L1400	L1200	L1000	L800	L600	L400	L200
Section Times	2:24.91 (0:11.79)	2:13.12 [7] (0:14.68)	1:58.44 [7] (0:14.92)	1:43.52 [7] (0:14.97)	1:28.55 [6] (0:15.93)	1:12.62 [6] (0:16.17)	0:56.45 [6] (0:14.79)	0:41.66 [7] (0:13.99)	0:27.67 [8] (0:13.75)	0:13.92 [7] (0:13.92)
Average Speed [km/h]	53.9	50.2	49.3	48.1	46.4	45.6	48.7	52.7	53.4	51.0
Top Speed [km/h]	54.7	52.4	50.8	48.6	48.2	46.8	52.0	53.4	53.9	53.5
Avg. Dist. to Rail [m]	4.6	3.6	3.1	4.8	3.4	3.2	3.9	3.6	3.2	6.5



- [] Ranking at each section and finish
- :-:- No data available at this section
- NA No data available

Horse/Jockey Name	Still Rockin/R D Holmes
Finish Rank	8
Fastest Section Time (Section)	0:11.17 (1980 - 1800)
Top Speed [km/h] (Section)	58.1 (1980 - 1800)
Race State	Finished



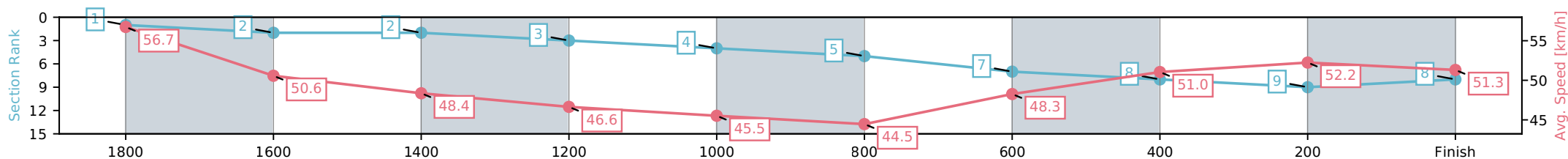
NZ Metropolitan Trotting Club Inc Harness
 Race 6: HARNESSLINK CONGRATULATES KINGMAN
 MOBILE PACE - 1980m



14 November 2025 - 5:01PM

Weather: Raining

Section	L1980	L1800	L1600	L1400	L1200	L1000	L800	L600	L400	L200
Section Times	2:25.13 (0:11.17)	2:13.96 [2] (0:14.42)	1:59.54 [2] (0:14.97)	1:44.57 [3] (0:15.42)	1:29.15 [4] (0:16.01)	1:13.14 [5] (0:16.35)	0:56.79 [7] (0:14.93)	0:41.86 [8] (0:14.17)	0:27.69 [9] (0:13.88)	0:13.81 [8] (0:13.81)
Average Speed [km/h]	56.7	50.6	48.4	46.6	45.5	44.5	48.3	51.0	52.2	51.3
Top Speed [km/h]	58.1	55.4	50.9	47.9	47.2	46.2	50.6	52.2	52.8	53.3
Avg. Dist. to Rail [m]	8.9	2.7	0.9	2.8	1.5	1.3	2.2	1.1	1.1	2.9



- [] Ranking at each section and finish
- :-:- No data available at this section
- NA No data available

Horse/Jockey Name	Amass/J C Morrison
Finish Rank	9
Fastest Section Time (Section)	0:11.49 (1980 - 1800)
Top Speed [km/h] (Section)	56.0 (1980 - 1800)
Race State	Finished



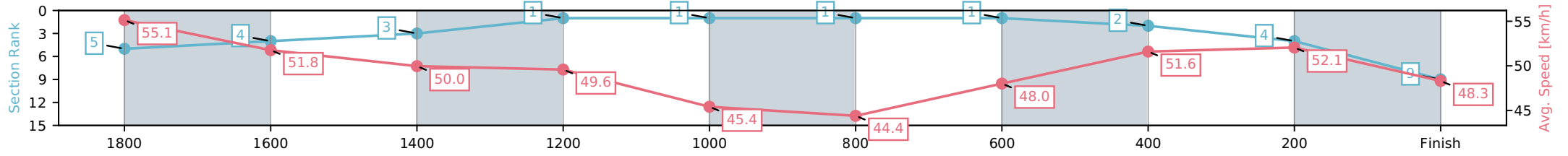
NZ Metropolitan Trotting Club Inc Harness
 Race 6: HARNESSLINK CONGRATULATES KINGMAN
 MOBILE PACE - 1980m



14 November 2025 - 5:01PM

Weather: Raining

Section	L1980	L1800	L1600	L1400	L1200	L1000	L800	L600	L400	L200
Section Times	2:25.39 (0:11.49)	2:13.90 [4] (0:14.45)	1:59.45 [3] (0:14.82)	1:44.63 [1] (0:14.51)	1:30.12 [1] (0:16.02)	1:14.10 [1] (0:16.36)	0:57.74 [1] (0:15.01)	0:42.73 [2] (0:14.11)	0:28.62 [4] (0:13.94)	0:14.68 [9] (0:14.68)
Average Speed [km/h]	55.1	51.8	50.0	49.6	45.4	44.4	48.0	51.6	52.1	48.3
Top Speed [km/h]	56.0	53.9	53.3	52.6	46.3	46.7	50.7	52.4	52.5	51.0
Avg. Dist. to Rail [m]	13.1	6.4	3.5	4.2	1.4	1.2	2.1	1.9	1.3	4.6



[] Ranking at each section and finish
 -:-:- No data available at this section
 NA No data available

Horse/Jockey Name	Rock Or Bust/J J Herbertson
Finish Rank	10
Fastest Section Time (Section)	0:11.27 (1980 - 1800)
Top Speed [km/h] (Section)	57.3 (1980 - 1800)
Race State	Finished



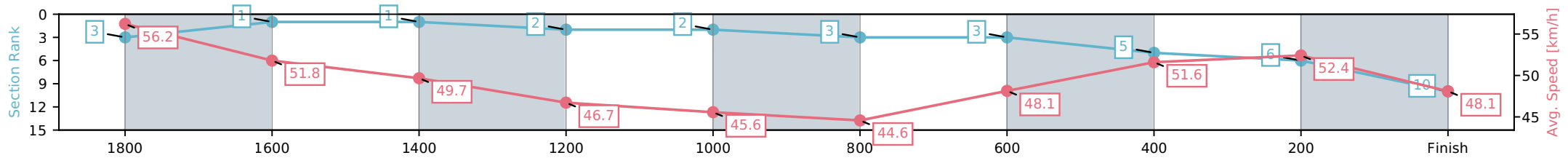
NZ Metropolitan Trotting Club Inc Harness
 Race 6: HARNESSLINK CONGRATULATES KINGMAN
 MOBILE PACE - 1980m



14 November 2025 - 5:01PM

Weather: Raining

Section	L1980	L1800	L1600	L1400	L1200	L1000	L800	L600	L400	L200
Section Times	2:25.65 (0:11.27)	2:14.38 [1] (0:14.25)	2:00.13 [1] (0:14.70)	1:45.43 [2] (0:15.42)	1:30.01 [2] (0:16.02)	1:13.99 [3] (0:16.31)	0:57.68 [3] (0:14.97)	0:42.71 [5] (0:14.13)	0:28.58 [6] (0:13.86)	0:14.72 [10] (0:14.72)
Average Speed [km/h]	56.2	51.8	49.7	46.7	45.6	44.6	48.1	51.6	52.4	48.1
Top Speed [km/h]	57.3	54.4	53.6	47.9	46.3	46.5	50.7	52.4	52.6	52.8
Avg. Dist. to Rail [m]	11.2	4.4	1.9	3.3	1.8	1.4	2.2	2.0	1.3	2.0



- [] Ranking at each section and finish
- :-:- No data available at this section
- NA No data available

Horse/Jockey Name	Tempo Warrior/S J Ottley
Finish Rank	11
Fastest Section Time (Section)	0:12.49 (1980 - 1800)
Top Speed [km/h] (Section)	53.1 (1980 - 1800)
Race State	Finished



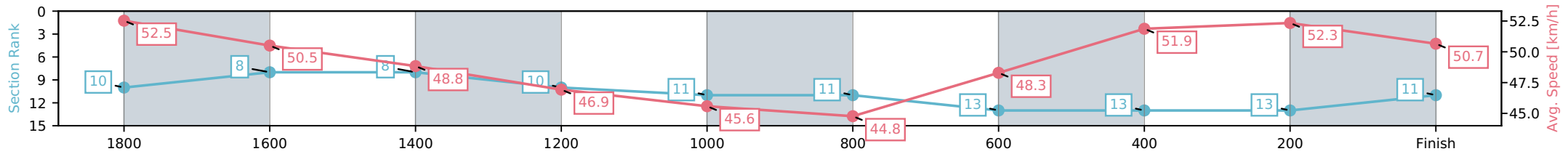
NZ Metropolitan Trotting Club Inc Harness
 Race 6: HARNESSLINK CONGRATULATES KINGMAN
 MOBILE PACE - 1980m



14 November 2025 - 5:01PM

Weather: Raining

Section	L1980	L1800	L1600	L1400	L1200	L1000	L800	L600	L400	L200
Section Times	2:26.22 (0:12.49)	2:13.73 [8] (0:14.35)	1:59.38 [8] (0:14.82)	1:44.56 [10] (0:15.35)	1:29.21 [11] (0:16.02)	1:13.19 [11] (0:16.24)	0:56.95 [13] (0:14.91)	0:42.04 [13] (0:14.15)	0:27.89 [13] (0:13.88)	0:14.01 [11] (0:14.01)
Average Speed [km/h]	52.5	50.5	48.8	46.9	45.6	44.8	48.3	51.9	52.3	50.7
Top Speed [km/h]	53.1	52.2	49.8	47.3	47.4	46.4	50.9	53.0	53.0	52.4
Avg. Dist. to Rail [m]	5.8	1.9	1.0	3.1	1.8	1.6	2.7	2.9	1.4	2.3



- [] Ranking at each section and finish
- :-:- No data available at this section
- NA No data available

Horse/Jockey Name	Caught The Eye/G W Dixon
Finish Rank	12
Fastest Section Time (Section)	0:11.58 (1980 - 1800)
Top Speed [km/h] (Section)	55.1 (1980 - 1800)
Race State	Finished



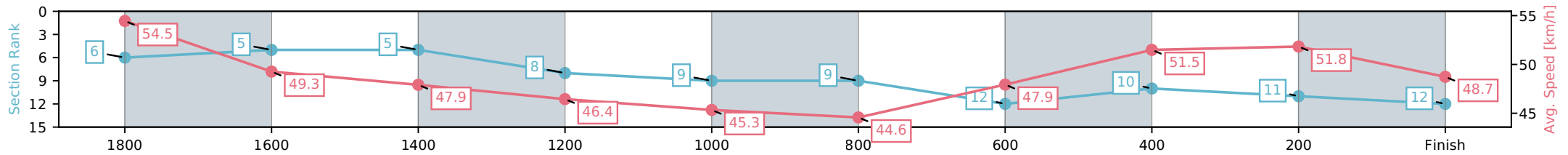
NZ Metropolitan Trotting Club Inc Harness
 Race 6: HARNESSLINK CONGRATULATES KINGMAN
 MOBILE PACE - 1980m



14 November 2025 - 5:01PM

Weather: Raining

Section	L1980	L1800	L1600	L1400	L1200	L1000	L800	L600	L400	L200
Section Times	2:26.29 (0:11.58)	2:14.71 [5] (0:14.42)	2:00.29 [5] (0:15.04)	1:45.25 [8] (0:15.50)	1:29.75 [9] (0:16.17)	1:13.58 [9] (0:16.18)	0:57.40 [12] (0:15.02)	0:42.38 [10] (0:13.76)	0:28.62 [11] (0:14.02)	0:14.60 [12] (0:14.60)
Average Speed [km/h]	54.5	49.3	47.9	46.4	45.3	44.6	47.9	51.5	51.8	48.7
Top Speed [km/h]	55.1	53.5	49.7	47.5	47.6	46.4	50.1	52.4	52.7	50.8
Avg. Dist. to Rail [m]	0.5	1.5	0.8	3.2	2.1	1.2	0.7	1.7	2.2	6.3



- [] Ranking at each section and finish
- :-:- No data available at this section
- NA No data available

Horse/Jockey Name	Shepherds Delight/C R Ferguson
Finish Rank	13
Fastest Section Time (Section)	0:12.51 (1980 - 1800)
Top Speed [km/h] (Section)	54.5 (1980 - 1800)
Race State	Finished



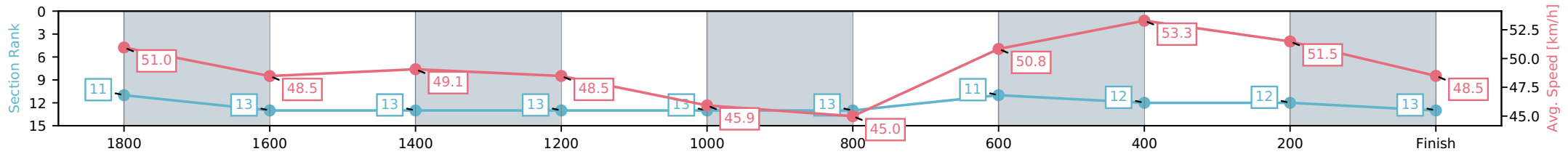
NZ Metropolitan Trotting Club Inc Harness
 Race 6: HARNESSLINK CONGRATULATES KINGMAN
 MOBILE PACE - 1980m



14 November 2025 - 5:01PM

Weather: Raining

Section	L1980	L1800	L1600	L1400	L1200	L1000	L800	L600	L400	L200
Section Times	2:26.75 (0:12.51)	2:14.24 [13] (0:15.18)	1:59.06 [13] (0:14.96)	1:44.10 [13] (0:14.84)	1:29.26 [13] (0:15.90)	1:13.36 [13] (0:16.18)	0:57.18 [11] (0:14.17)	0:43.01 [12] (0:13.98)	0:29.03 [12] (0:14.41)	0:14.62 [13] (0:14.62)
Average Speed [km/h]	51.0	48.5	49.1	48.5	45.9	45.0	50.8	53.3	51.5	48.5
Top Speed [km/h]	54.5	50.9	51.4	50.4	48.9	48.8	53.3	53.9	52.4	50.4
Avg. Dist. to Rail [m]	13.6	4.6	2.7	3.5	1.8	1.6	4.4	4.7	4.5	7.3



- [] Ranking at each section and finish
- :-:- No data available at this section
- NA No data available