



NZ Metropolitan Trotting Club Inc Harness

Race 8: BOB McARDLE SIRES' STAKES SOUTHERN MARES' CLASSIC (MOB PACE) (Listed) - 1980m

14 November 2025 - 6:02PM



Weather: Raining

Field Times	2:20.92	2:09.62	1:55.79	1:41.59	1:26.90	1:11.50	0:56.50	0:42.50
(Race Tempo)	(0:11.30)	(0:13.83)	(0:14.20)	(0:14.69)	(0:15.40)	(0:15.00)	(0:14.00)	(0:14.33)

Rank	TAB#	Horse	Overall Time	First 400m	Top Speed km/h (Section)	L1980	L1800	L1600	L1400	L1200	L1000	L800	L600
	(BAR#)	Driver	Margin (DT-W)	Last 600m	Fastest Section (Time)	Start - 1800	1800 - 1600	1600 - 1400	1400 - 1200	1200 - 1000	1000 - 800	800 - 600	600 - 400
1	12	Esmeralda	2:20.92	0:27.28	55.2 (1980 - 1800)	2:20.92	2:08.92 [4]	1:55.07 [4]	1:40.88 [1]	1:26.90 [1]	1:11.51 [1]	0:56.51 [1]	0:42.51 [1]
	(12)	G D O'Reilly		0:42.51	1980 - 1800 (0:12.00)	(0:12.00)	(0:13.85)	(0:14.19)	(0:13.98)	(0:15.39)	(0:15.00)	(0:14.00)	(0:14.34)
2	11	Amaretto Franco	2:21.70	0:27.67	53.7 (1980 - 1800)	2:21.70	2:09.36 [8]	1:55.43 [7]	1:41.31 [6]	1:26.91 [7]	1:11.42 [8]	0:56.35 [6]	0:42.61 [7]
	(11)	Craig D Thornley	4.3L (+18)	0:42.61	1980 - 1800 (0:12.34)	(0:12.34)	(0:13.93)	(0:14.12)	(0:14.40)	(0:15.49)	(0:15.07)	(0:13.74)	(0:14.80)
3	9	Ruby Roe	2:22.03	0:28.17	53.8 (1980 - 1800)	2:22.03	2:09.78 [10]	1:55.35 [11]	1:41.09 [7]	1:26.99 [6]	1:11.95 [2]	0:57.52 [2]	0:43.52 [2]
	(9)	N P Williamson	6.1L (+22)	0:43.52	1980 - 1800 (0:12.25)	(0:12.25)	(0:14.43)	(0:14.26)	(0:14.10)	(0:15.04)	(0:14.43)	(0:14.00)	(0:14.48)
4	13	Akatea	2:22.12	0:26.73	56.9 (1980 - 1800)	2:22.12	2:10.51 [2]	1:56.77 [1]	1:42.79 [2]	1:27.76 [2]	1:12.39 [3]	0:57.41 [3]	0:43.38 [3]
	(13)	T M Williams	6.7L (+1)	0:43.38	1980 - 1800 (0:11.61)	(0:11.61)	(0:13.74)	(0:13.98)	(0:15.03)	(0:15.37)	(0:14.98)	(0:14.03)	(0:14.37)
5	10	Dynasty	2:22.57	0:28.10	54.2 (1980 - 1800)	2:22.57	2:09.92 [12]	1:55.87 [10]	1:41.82 [9]	1:27.46 [10]	1:11.95 [10]	0:56.92 [9]	0:43.16 [10]
	(10)	R J Butt	9.2L (+18)	0:43.16	1980 - 1800 (0:12.65)	(0:12.65)	(0:14.05)	(0:14.05)	(0:14.36)	(0:15.51)	(0:15.03)	(0:13.76)	(0:14.77)
6	3	Insarchatwist	2:23.06	0:27.33	55.9 (1980 - 1800)	2:23.06	2:11.36 [5]	1:57.15 [5]	1:42.84 [11]	1:27.64 [11]	1:12.32 [11]	0:57.27 [11]	0:43.21 [11]
	(3)	K L Green	11.9L (-6)	0:43.21	1980 - 1800 (0:11.70)	(0:11.70)	(0:14.21)	(0:14.31)	(0:15.20)	(0:15.32)	(0:15.05)	(0:14.06)	(0:14.62)
7	7	Dance Till Dawn	2:23.47	0:27.89	53.6 (1980 - 1800)	2:23.47	2:11.40 [9]	1:57.05 [9]	1:42.88 [5]	1:28.74 [3]	1:13.70 [4]	0:58.69 [5]	0:44.57 [4]
	(7)	John R Dunn	14.1L (+16)	0:44.57	1980 - 1800 (0:12.07)	(0:12.07)	(0:14.35)	(0:14.17)	(0:14.14)	(0:15.04)	(0:15.01)	(0:14.12)	(0:14.68)
8	4	Milou	2:23.49	0:26.86	57.2 (1980 - 1800)	2:23.49	2:12.16 [3]	1:58.05 [3]	1:43.58 [8]	1:28.45 [8]	1:13.15 [9]	0:58.12 [10]	0:44.06 [9]
	(4)	R D Close	14.3L (-6)	0:44.06	1980 - 1800 (0:11.33)	(0:11.33)	(0:14.11)	(0:14.47)	(0:15.13)	(0:15.30)	(0:15.03)	(0:14.06)	(0:14.66)
9	5	Classie Linc	2:23.79	0:26.55	57.1 (1980 - 1800)	2:23.79	2:12.49 [1]	1:58.66 [2]	1:44.20 [4]	1:29.12 [5]	1:13.76 [6]	0:58.75 [7]	0:44.66 [6]
	(5)	S J Tomlinson	15.9L (-4)	0:44.66	1980 - 1800 (0:11.30)	(0:11.30)	(0:13.83)	(0:14.46)	(0:15.08)	(0:15.36)	(0:15.01)	(0:14.09)	(0:14.58)
10	6	Tokyo Rose	2:23.80	0:27.51	55.7 (1980 - 1800)	2:23.80	2:12.23 [6]	1:57.75 [6]	1:43.56 [3]	1:29.35 [4]	1:13.83 [7]	0:58.72 [8]	0:44.60 [8]
	(6)	S J Ottley	16L (+15)	0:44.60	1980 - 1800 (0:11.57)	(0:11.57)	(0:14.48)	(0:14.19)	(0:14.21)	(0:15.52)	(0:15.11)	(0:14.12)	(0:14.70)

[] Position in running at each section and finish
 TAB# Saddle cloth number
 -:-:- No data available at this section
 BAR# Barrier/Gate Position
 NA No data available
 DNF Did not finish
 DNT Did not track
 DT-W Distance travelled compared to winner in metres

Fastest split
 Fastest section



NZ Metropolitan Trotting Club Inc Harness

Race 8: BOB McARDLE SIRES' STAKES SOUTHERN MARES' CLASSIC (MOB PACE) (Listed) - 1980m

14 November 2025 - 6:02PM

Weather: Raining



Field Times	2:20.92	2:09.62	1:55.79	1:41.59	1:26.90	1:11.50	0:56.50	0:42.50
(Race Tempo)	(0:11.30)	(0:13.83)	(0:14.20)	(0:14.69)	(0:15.40)	(0:15.00)	(0:14.00)	(0:14.33)

Rank	TAB#	Horse	Overall Time	First 400m	Top Speed km/h (Section)	L1980	L1800	L1600	L1400	L1200	L1000	L800	L600
	(BAR#)	Driver	Margin (DT-W)	Last 600m	Fastest Section (Time)	Start - 1800	1800 - 1600	1600 - 1400	1400 - 1200	1200 - 1000	1000 - 800	800 - 600	600 - 400
11	2	Major Performer	2:24.69	0:27.61	55.3 (1980 - 1800)	2:24.69	2:12.78 [7]	1:58.50 [8]	1:44.12 [12]	1:28.96 [13]	1:13.67 [12]	0:58.62 [12]	0:44.63 [12]
	(2)	C J Dalgety	21L (-1)	0:44.63	1980 - 1800 (0:11.91)	(0:11.91)	(0:14.28)	(0:14.38)	(0:15.16)	(0:15.29)	(0:15.05)	(0:13.99)	(0:14.58)
12	8	Mantra Blue	2:26.02	0:28.31	55.9 (1980 - 1800)	2:26.02	2:14.32 [13]	1:59.27 [12]	1:44.78 [10]	1:30.65 [9]	1:15.64 [5]	1:00.99 [4]	0:47.22 [5]
	(8)	Z E Butcher	28.3L (+29)	0:47.22	1980 - 1800 (0:11.70)	(0:11.70)	(0:15.05)	(0:14.49)	(0:14.13)	(0:15.01)	(0:14.65)	(0:13.77)	(0:14.80)
13	1	Times Are A Changin	2:29.26	0:28.17	52.5 (1980 - 1800)	2:29.26	2:16.90 [11]	2:02.57 [13]	1:47.96 [12]	1:33.53 [12]	1:18.28 [13]	1:02.88 [13]	0:48.84 [13]
	(1)	B N Orange	46.3L (+0)	0:48.84	1980 - 1800 (0:12.36)	(0:12.36)	(0:14.33)	(0:14.61)	(0:14.43)	(0:15.25)	(0:15.40)	(0:14.04)	(0:16.71)

[] Position in running at each section and finish TAB# Saddle cloth number

-:-:- No data available at this section

NA No data available

DNT Did not track

BAR# Barrier/Gate Position

DNF Did not finish

DT-W Distance travelled compared to winner in metres

Fastest split

Fastest section



NZ Metropolitan Trotting Club Inc Harness

Race 8: BOB McARDLE SIRES' STAKES SOUTHERN MARES' CLASSIC (MOB PACE) (Listed) - 1980m

14 November 2025 - 6:02PM



Weather: Raining

Field Times 0:28.17 0:14.12
(Race Tempo) (0:14.04) (0:14.12)

Rank	TAB#	Horse	Overall Time	First 400m	Top Speed km/h (Section)	L400	L200						
	(BAR#)	Driver	Margin (DT-W)	Last 600m	Fastest Section (Time)	400 - 200	200 - Finish						
1	12	Esmeralda	2:20.92	0:27.28	55.2 (1980 - 1800)	0:28.17 [1]	0:14.13 [1]						
	(12)	G D O'Reilly		0:42.51	1980 - 1800 (0:12.00)	(0:14.04)	(0:14.13)						
2	11	Amaretto Franco	2:21.70	0:27.67	53.7 (1980 - 1800)	0:27.81 [4]	0:13.55 [2]						
	(11)	Craig D Thornley	4.3L (+18)	0:42.61	1980 - 1800 (0:12.34)	(0:14.26)	(0:13.55)						
3	9	Ruby Roe	2:22.03	0:28.17	53.8 (1980 - 1800)	0:29.04 [2]	0:14.73 [3]						
	(9)	N P Williamson	6.1L (+22)	0:43.52	1980 - 1800 (0:12.25)	(0:14.31)	(0:14.73)						
4	13	Akatea	2:22.12	0:26.73	56.9 (1980 - 1800)	0:29.01 [3]	0:14.76 [4]						
	(13)	T M Williams	6.7L (+1)	0:43.38	1980 - 1800 (0:11.61)	(0:14.25)	(0:14.76)						
5	10	Dynasty	2:22.57	0:28.10	54.2 (1980 - 1800)	0:28.39 [7]	0:13.99 [5]						
	(10)	R J Butt	9.2L (+18)	0:43.16	1980 - 1800 (0:12.65)	(0:14.40)	(0:13.99)						
6	3	Insarchatwist	2:23.06	0:27.33	55.9 (1980 - 1800)	0:28.59 [11]	0:14.08 [6]						
	(3)	K L Green	11.9L (-6)	0:43.21	1980 - 1800 (0:11.70)	(0:14.51)	(0:14.08)						
7	7	Dance Till Dawn	2:23.47	0:27.89	53.6 (1980 - 1800)	0:29.89 [6]	0:15.01 [7]						
	(7)	John R Dunn	14.1L (+16)	0:44.57	1980 - 1800 (0:12.07)	(0:14.88)	(0:15.01)						
8	4	Milou	2:23.49	0:26.86	57.2 (1980 - 1800)	0:29.40 [10]	0:14.64 [8]						
	(4)	R D Close	14.3L (-6)	0:44.06	1980 - 1800 (0:11.33)	(0:14.76)	(0:14.64)						
9	5	Classie Linc	2:23.79	0:26.55	57.1 (1980 - 1800)	0:30.08 [5]	0:15.35 [9]						
	(5)	S J Tomlinson	15.9L (-4)	0:44.66	1980 - 1800 (0:11.30)	(0:14.73)	(0:15.35)						
10	6	Tokyo Rose	2:23.80	0:27.51	55.7 (1980 - 1800)	0:29.90 [8]	0:15.00 [10]						
	(6)	S J Otley	16L (+15)	0:44.60	1980 - 1800 (0:11.57)	(0:14.90)	(0:15.00)						

[] Position in running at each section and finish TAB# Saddle cloth number
 -:-:- No data available at this section BAR# Barrier/Gate Position
 NA No data available DNF Did not finish
 DNT Did not track DT-W Distance travelled compared to winner in metres

Fastest split
 Fastest section



NZ Metropolitan Trotting Club Inc Harness

Race 8: BOB McARDLE SIRES' STAKES SOUTHERN MARES' CLASSIC (MOB PACE) (Listed) - 1980m

14 November 2025 - 6:02PM

Weather: Raining



Field Times 0:28.17 0:14.12
(Race Tempo) (0:14.04) (0:14.12)

Rank	TAB#	Horse	Overall Time	First 400m	Top Speed km/h (Section)	L400	L200						
	(BAR#)	Driver	Margin (DT-W)	Last 600m	Fastest Section (Time)	400 - 200	200 - Finish						
11	2	Major Performer	2:24.69	0:27.61	55.3 (1980 - 1800)	0:30.05 [12]	0:15.18 [11]						
	(2)	C J Dalgety	21L (-1)	0:44.63	1980 - 1800 (0:11.91)	(0:14.87)	(0:15.18)						
12	8	Mantra Blue	2:26.02	0:28.31	55.9 (1980 - 1800)	0:32.42 [9]	0:17.22 [12]						
	(8)	Z E Butcher	28.3L (+29)	0:47.22	1980 - 1800 (0:11.70)	(0:15.20)	(0:17.22)						
13	1	Times Are A Changin	2:29.26	0:28.17	52.5 (1980 - 1800)	0:32.13 [13]	0:15.01 [13]						
	(1)	B N Orange	46.3L (+0)	0:48.84	1980 - 1800 (0:12.36)	(0:17.12)	(0:15.01)						

[] Position in running at each section and finish TAB# Saddle cloth number

-:--:-- No data available at this section

NA No data available

DNT Did not track

BAR# Barrier/Gate Position

DNF Did not finish

DT-W Distance travelled compared to winner in metres

Fastest split

Fastest section

Horse/Jockey Name	Esmeralda/G D O'Reilly
Finish Rank	1
Fastest Section Time (Section)	0:12.00 (1980 - 1800)
Top Speed [km/h] (Section)	55.2 (1980 - 1800)
Race State	Finished



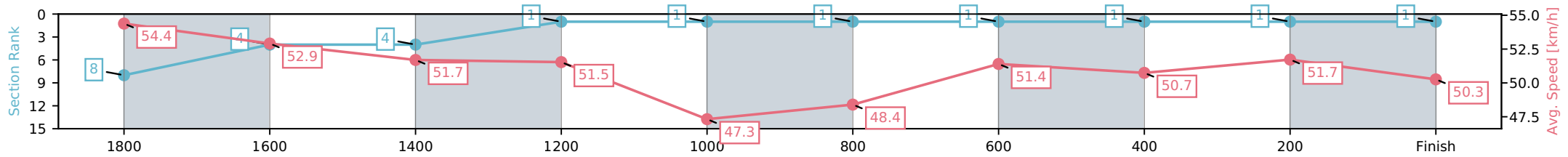
NZ Metropolitan Trotting Club Inc Harness
 Race 8: BOB McARDLE SIRES' STAKES SOUTHERN MARES'
 CLASSIC (MOB PACE) (Listed) - 1980m



14 November 2025 - 6:02PM

Weather: Raining

Section	L1980	L1800	L1600	L1400	L1200	L1000	L800	L600	L400	L200
Section Times	2:20.92 (0:12.00)	2:08.92 [4] (0:13.85)	1:55.07 [4] (0:14.19)	1:40.88 [1] (0:13.98)	1:26.90 [1] (0:15.39)	1:11.51 [1] (0:15.00)	0:56.51 [1] (0:14.00)	0:42.51 [1] (0:14.34)	0:28.17 [1] (0:14.04)	0:14.13 [1] (0:14.13)
Average Speed [km/h]	54.4	52.9	51.7	51.5	47.3	48.4	51.4	50.7	51.7	50.3
Top Speed [km/h]	55.2	54.0	52.4	52.3	50.0	50.1	52.1	51.6	52.1	51.9
Avg. Dist. to Rail [m]	5.4	3.3	2.6	4.9	1.5	1.4	2.6	1.7	1.7	5.1



- [] Ranking at each section and finish
- :-:- No data available at this section
- NA No data available

Horse/Jockey Name	Amaretto Franco/Craig D Thornley
Finish Rank	2
Fastest Section Time (Section)	0:12.34 (1980 - 1800)
Top Speed [km/h] (Section)	53.7 (1980 - 1800)
Race State	Finished



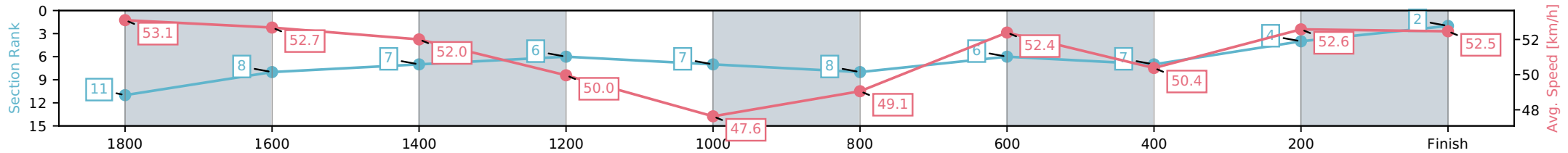
NZ Metropolitan Trotting Club Inc Harness
 Race 8: BOB McARDLE SIRE'S' STAKES SOUTHERN MARES'
 CLASSIC (MOB PACE) (Listed) - 1980m



14 November 2025 - 6:02PM

Weather: Raining

Section	L1980	L1800	L1600	L1400	L1200	L1000	L800	L600	L400	L200
Section Times	2:21.70 (0:12.34)	2:09.36 [8] (0:13.93)	1:55.43 [7] (0:14.12)	1:41.31 [6] (0:14.40)	1:26.91 [7] (0:15.49)	1:11.42 [8] (0:15.07)	0:56.35 [6] (0:13.74)	0:42.61 [7] (0:14.80)	0:27.81 [4] (0:14.26)	0:13.55 [2] (0:13.55)
Average Speed [km/h]	53.1	52.7	52.0	50.0	47.6	49.1	52.4	50.4	52.6	52.5
Top Speed [km/h]	53.7	53.4	53.2	52.3	48.3	52.4	53.4	51.6	53.2	53.3
Avg. Dist. to Rail [m]	4.0	3.3	2.8	5.1	3.1	3.7	6.5	5.2	5.8	8.2



- [] Ranking at each section and finish
- :-:- No data available at this section
- NA No data available

Horse/Jockey Name	Ruby Roe/N P Williamson
Finish Rank	3
Fastest Section Time (Section)	0:12.25 (1980 - 1800)
Top Speed [km/h] (Section)	53.8 (1980 - 1800)
Race State	Finished



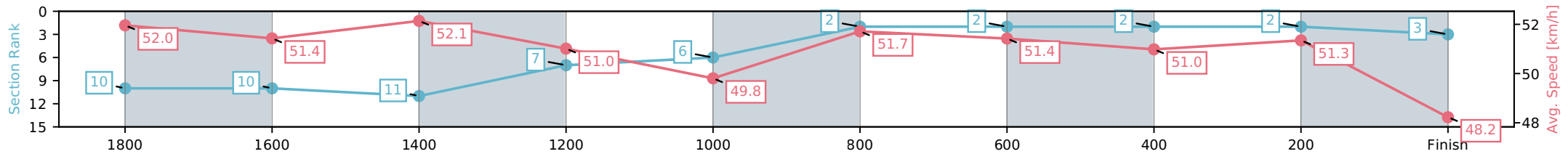
NZ Metropolitan Trotting Club Inc Harness
 Race 8: BOB McARDLE SIRES' STAKES SOUTHERN MARES'
 CLASSIC (MOB PACE) (Listed) - 1980m



14 November 2025 - 6:02PM

Weather: Raining

Section	L1980	L1800	L1600	L1400	L1200	L1000	L800	L600	L400	L200
Section Times	2:22.03 (0:12.25)	2:09.78 [10] (0:14.43)	1:55.35 [11] (0:14.26)	1:41.09 [7] (0:14.10)	1:26.99 [6] (0:15.04)	1:11.95 [2] (0:14.43)	0:57.52 [2] (0:14.00)	0:43.52 [2] (0:14.48)	0:29.04 [2] (0:14.31)	0:14.73 [3] (0:14.73)
Average Speed [km/h]	52.0	51.4	52.1	51.0	49.8	51.7	51.4	51.0	51.3	48.2
Top Speed [km/h]	53.8	52.2	53.4	53.7	51.2	52.9	52.5	51.7	51.9	50.5
Avg. Dist. to Rail [m]	13.0	5.4	4.4	6.8	4.9	4.9	4.9	3.7	3.0	4.4



- [] Ranking at each section and finish
- :-:- No data available at this section
- NA No data available

Horse/Jockey Name	Akatea/T M Williams
Finish Rank	4
Fastest Section Time (Section)	0:11.61 (1980 - 1800)
Top Speed [km/h] (Section)	56.9 (1980 - 1800)
Race State	Finished



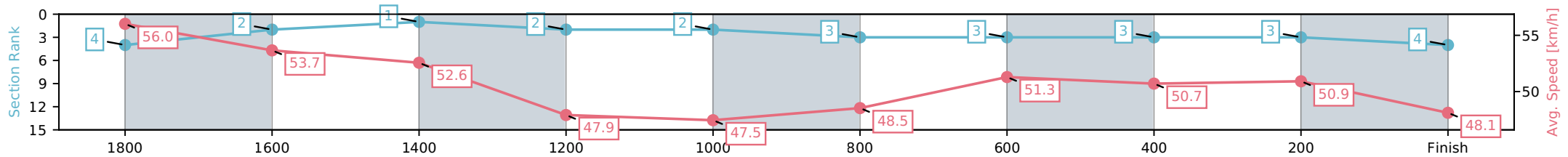
NZ Metropolitan Trotting Club Inc Harness
 Race 8: BOB McARDLE SIRES' STAKES SOUTHERN MARES' CLASSIC (MOB PACE) (Listed) - 1980m



14 November 2025 - 6:02PM

Weather: Raining

Section	L1980	L1800	L1600	L1400	L1200	L1000	L800	L600	L400	L200
Section Times	2:22.12 (0:11.61)	2:10.51 [2] (0:13.74)	1:56.77 [1] (0:13.98)	1:42.79 [2] (0:15.03)	1:27.76 [2] (0:15.37)	1:12.39 [3] (0:14.98)	0:57.41 [3] (0:14.03)	0:43.38 [3] (0:14.37)	0:29.01 [3] (0:14.25)	0:14.76 [4] (0:14.76)
Average Speed [km/h]	56.0	53.7	52.6	47.9	47.5	48.5	51.3	50.7	50.9	48.1
Top Speed [km/h]	56.9	55.4	54.2	49.5	49.5	50.1	51.7	51.6	51.5	50.2
Avg. Dist. to Rail [m]	6.7	3.9	2.7	3.6	1.6	1.5	2.9	2.0	1.3	2.8



- [] Ranking at each section and finish
- :-:- No data available at this section
- NA No data available

Horse/Jockey Name	Dynasty/R J Butt
Finish Rank	5
Fastest Section Time (Section)	0:12.65 (1980 - 1800)
Top Speed [km/h] (Section)	54.2 (1980 - 1800)
Race State	Finished



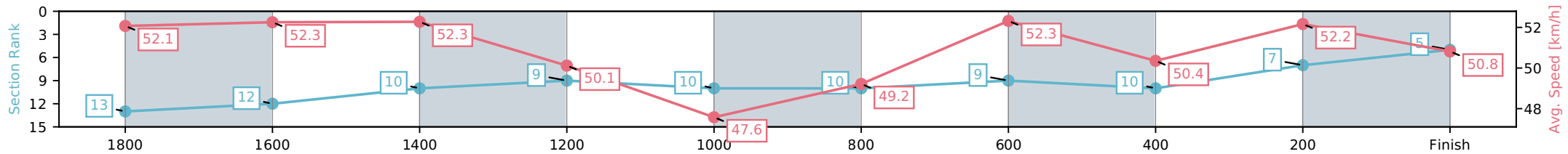
NZ Metropolitan Trotting Club Inc Harness
 Race 8: BOB McARDLE SIRE'S' STAKES SOUTHERN MARES'
 CLASSIC (MOB PACE) (Listed) - 1980m



14 November 2025 - 6:02PM

Weather: Raining

Section	L1980	L1800	L1600	L1400	L1200	L1000	L800	L600	L400	L200
Section Times	2:22.57 (0:12.65)	2:09.92 [12] (0:14.05)	1:55.87 [10] (0:14.05)	1:41.82 [9] (0:14.36)	1:27.46 [10] (0:15.51)	1:11.95 [10] (0:15.03)	0:56.92 [9] (0:13.76)	0:43.16 [10] (0:14.77)	0:28.39 [7] (0:14.40)	0:13.99 [5] (0:13.99)
Average Speed [km/h]	52.1	52.3	52.3	50.1	47.6	49.2	52.3	50.4	52.2	50.8
Top Speed [km/h]	54.2	53.5	53.9	52.0	48.3	52.3	53.4	51.9	52.9	52.2
Avg. Dist. to Rail [m]	3.3	3.6	2.7	4.8	3.1	3.8	6.3	4.9	6.4	7.9



[] Ranking at each section and finish
 -:-:- No data available at this section
 NA No data available

Horse/Jockey Name	Insarchatwist/K L Green
Finish Rank	6
Fastest Section Time (Section)	0:11.70 (1980 - 1800)
Top Speed [km/h] (Section)	55.9 (1980 - 1800)
Race State	Finished



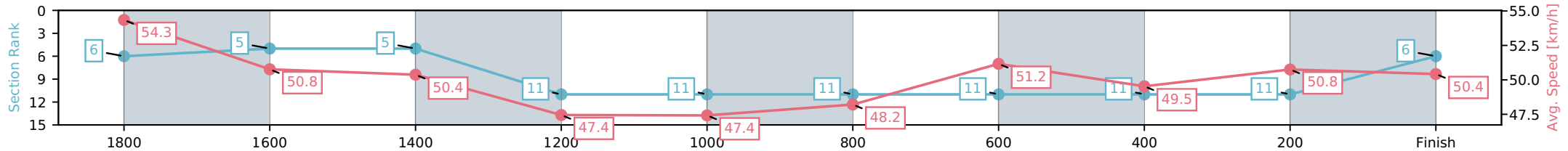
NZ Metropolitan Trotting Club Inc Harness
 Race 8: BOB McARDLE SIRE'S' STAKES SOUTHERN MARES'
 CLASSIC (MOB PACE) (Listed) - 1980m



14 November 2025 - 6:02PM

Weather: Raining

Section	L1980	L1800	L1600	L1400	L1200	L1000	L800	L600	L400	L200
Section Times	2:23.06 (0:11.70)	2:11.36 [5] (0:14.21)	1:57.15 [5] (0:14.31)	1:42.84 [11] (0:15.20)	1:27.64 [11] (0:15.32)	1:12.32 [11] (0:15.05)	0:57.27 [11] (0:14.06)	0:43.21 [11] (0:14.62)	0:28.59 [11] (0:14.51)	0:14.08 [6] (0:14.08)
Average Speed [km/h]	54.3	50.8	50.4	47.4	47.4	48.2	51.2	49.5	50.8	50.4
Top Speed [km/h]	55.9	52.0	51.6	49.4	48.6	50.3	52.3	50.8	52.3	52.7
Avg. Dist. to Rail [m]	3.3	0.8	0.7	2.9	1.2	1.3	3.5	1.2	4.2	10.0



- [] Ranking at each section and finish
- :-:- No data available at this section
- NA No data available

Horse/Jockey Name	Dance Till Dawn/John R Dunn
Finish Rank	7
Fastest Section Time (Section)	0:12.07 (1980 - 1800)
Top Speed [km/h] (Section)	53.6 (1980 - 1800)
Race State	Finished



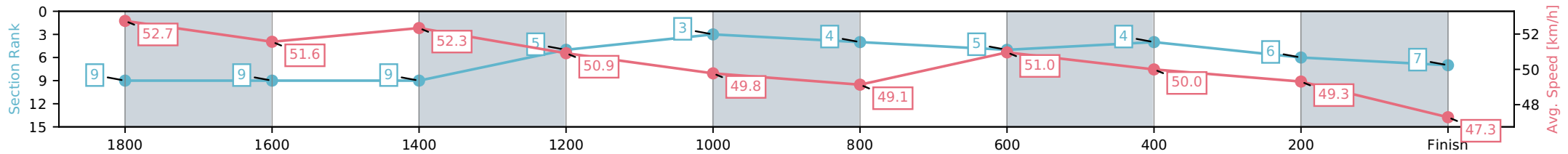
NZ Metropolitan Trotting Club Inc Harness
 Race 8: BOB McARDLE SIRES' STAKES SOUTHERN MARES'
 CLASSIC (MOB PACE) (Listed) - 1980m



14 November 2025 - 6:02PM

Weather: Raining

Section	L1980	L1800	L1600	L1400	L1200	L1000	L800	L600	L400	L200
Section Times	2:23.47 (0:12.07)	2:11.40 [9] (0:14.35)	1:57.05 [9] (0:14.17)	1:42.88 [5] (0:14.14)	1:28.74 [3] (0:15.04)	1:13.70 [4] (0:15.01)	0:58.69 [5] (0:14.12)	0:44.57 [4] (0:14.68)	0:29.89 [6] (0:14.88)	0:15.01 [7] (0:15.01)
Average Speed [km/h]	52.7	51.6	52.3	50.9	49.8	49.1	51.0	50.0	49.3	47.3
Top Speed [km/h]	53.6	52.0	52.7	53.0	50.9	50.2	51.4	51.2	49.6	49.1
Avg. Dist. to Rail [m]	10.3	4.8	4.1	6.7	4.8	3.6	4.6	3.1	2.9	5.2



- [] Ranking at each section and finish
- :-:- No data available at this section
- NA No data available

Horse/Jockey Name	Milou/R D Close
Finish Rank	8
Fastest Section Time (Section)	0:11.33 (1980 - 1800)
Top Speed [km/h] (Section)	57.2 (1980 - 1800)
Race State	Finished



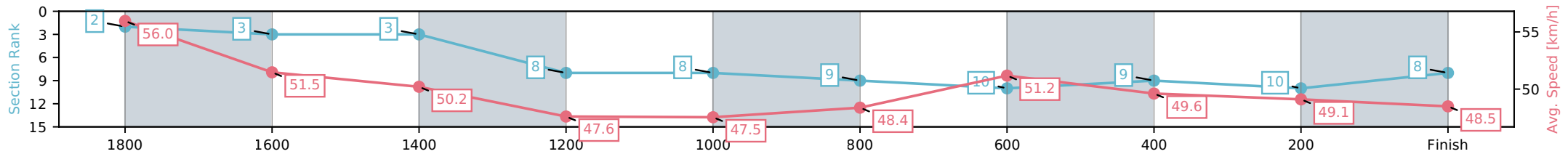
NZ Metropolitan Trotting Club Inc Harness
 Race 8: BOB McARDLE SIRES' STAKES SOUTHERN MARES'
 CLASSIC (MOB PACE) (Listed) - 1980m



14 November 2025 - 6:02PM

Weather: Raining

Section	L1980	L1800	L1600	L1400	L1200	L1000	L800	L600	L400	L200
Section Times	2:23.49 (0:11.33)	2:12.16 [3] (0:14.11)	1:58.05 [3] (0:14.47)	1:43.58 [8] (0:15.13)	1:28.45 [8] (0:15.30)	1:13.15 [9] (0:15.03)	0:58.12 [10] (0:14.06)	0:44.06 [9] (0:14.66)	0:29.40 [10] (0:14.76)	0:14.64 [8] (0:14.64)
Average Speed [km/h]	56.0	51.5	50.2	47.6	47.5	48.4	51.2	49.6	49.1	48.5
Top Speed [km/h]	57.2	53.3	51.7	48.6	48.9	49.7	51.9	50.6	49.6	49.6
Avg. Dist. to Rail [m]	5.4	1.8	1.3	3.0	1.4	1.5	2.5	1.7	1.1	1.4



- [] Ranking at each section and finish
- :-:- No data available at this section
- NA No data available

Horse/Jockey Name	Classie Linc/S J Tomlinson
Finish Rank	9
Fastest Section Time (Section)	0:11.30 (1980 - 1800)
Top Speed [km/h] (Section)	57.1 (1980 - 1800)
Race State	Finished



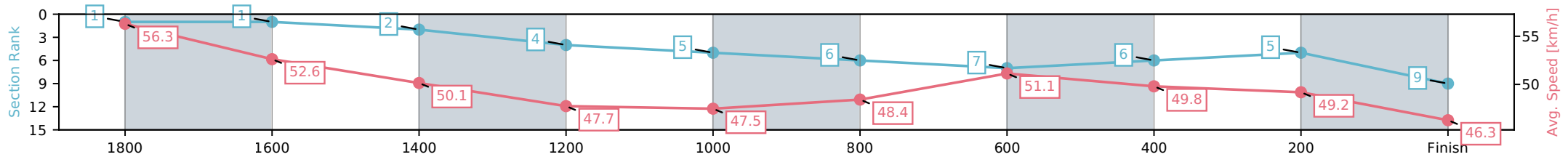
NZ Metropolitan Trotting Club Inc Harness
 Race 8: BOB McARDLE SIRES' STAKES SOUTHERN MARES'
 CLASSIC (MOB PACE) (Listed) - 1980m



14 November 2025 - 6:02PM

Weather: Raining

Section	L1980	L1800	L1600	L1400	L1200	L1000	L800	L600	L400	L200
Section Times	2:23.79 (0:11.30)	2:12.49 [1] (0:13.83)	1:58.66 [2] (0:14.46)	1:44.20 [4] (0:15.08)	1:29.12 [5] (0:15.36)	1:13.76 [6] (0:15.01)	0:58.75 [7] (0:14.09)	0:44.66 [6] (0:14.58)	0:30.08 [5] (0:14.73)	0:15.35 [9] (0:15.35)
Average Speed [km/h]	56.3	52.6	50.1	47.7	47.5	48.4	51.1	49.8	49.2	46.3
Top Speed [km/h]	57.1	55.1	51.7	48.8	49.2	49.8	51.7	50.7	49.6	48.5
Avg. Dist. to Rail [m]	7.5	2.5	1.1	3.1	1.6	1.5	2.5	1.6	1.2	3.2



- [] Ranking at each section and finish
- :-:- No data available at this section
- NA No data available

Horse/Jockey Name	Tokyo Rose/S J Ottley
Finish Rank	10
Fastest Section Time (Section)	0:11.57 (1980 - 1800)
Top Speed [km/h] (Section)	55.7 (1980 - 1800)
Race State	Finished



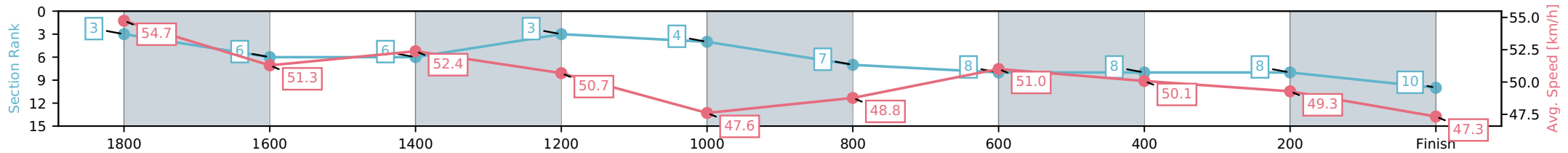
NZ Metropolitan Trotting Club Inc Harness
 Race 8: BOB McARDLE SIRES' STAKES SOUTHERN MARES' CLASSIC (MOB PACE) (Listed) - 1980m



14 November 2025 - 6:02PM

Weather: Raining

Section	L1980	L1800	L1600	L1400	L1200	L1000	L800	L600	L400	L200
Section Times	2:23.80 (0:11.57)	2:12.23 [6] (0:14.48)	1:57.75 [6] (0:14.19)	1:43.56 [3] (0:14.21)	1:29.35 [4] (0:15.52)	1:13.83 [7] (0:15.11)	0:58.72 [8] (0:14.12)	0:44.60 [8] (0:14.70)	0:29.90 [8] (0:14.90)	0:15.00 [10] (0:15.00)
Average Speed [km/h]	54.7	51.3	52.4	50.7	47.6	48.8	51.0	50.1	49.3	47.3
Top Speed [km/h]	55.7	52.3	53.0	53.0	48.5	50.1	51.7	50.8	49.7	49.9
Avg. Dist. to Rail [m]	9.2	5.2	4.3	6.6	3.3	3.4	4.7	3.5	3.0	7.0



- [] Ranking at each section and finish
- :-:- No data available at this section
- NA No data available

Horse/Jockey Name	Major Performer/C J Dalgety
Finish Rank	11
Fastest Section Time (Section)	0:11.91 (1980 - 1800)
Top Speed [km/h] (Section)	55.3 (1980 - 1800)
Race State	Finished



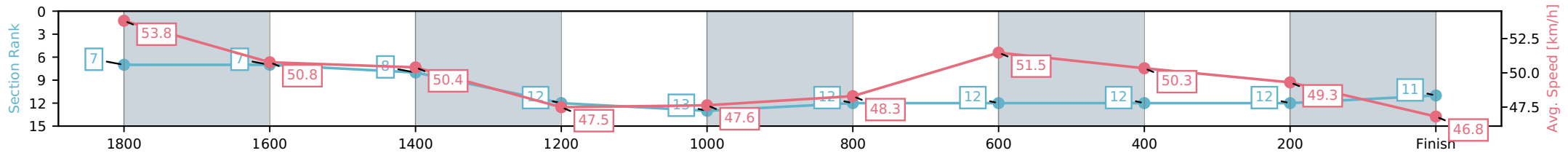
NZ Metropolitan Trotting Club Inc Harness
 Race 8: BOB McARDLE SIRES' STAKES SOUTHERN MARES' CLASSIC (MOB PACE) (Listed) - 1980m



14 November 2025 - 6:02PM

Weather: Raining

Section	L1980	L1800	L1600	L1400	L1200	L1000	L800	L600	L400	L200
Section Times	2:24.69 (0:11.91)	2:12.78 [7] (0:14.28)	1:58.50 [8] (0:14.38)	1:44.12 [12] (0:15.16)	1:28.96 [13] (0:15.29)	1:13.67 [12] (0:15.05)	0:58.62 [12] (0:13.99)	0:44.63 [12] (0:14.58)	0:30.05 [12] (0:14.87)	0:15.18 [11] (0:15.18)
Average Speed [km/h]	53.8	50.8	50.4	47.5	47.6	48.3	51.5	50.3	49.3	46.8
Top Speed [km/h]	55.3	53.0	51.9	50.0	48.9	50.1	52.2	51.7	50.3	48.7
Avg. Dist. to Rail [m]	3.4	1.4	1.0	3.1	1.5	1.6	4.1	3.0	2.3	2.1



- [] Ranking at each section and finish
- :-:- No data available at this section
- NA No data available

Horse/Jockey Name	Mantra Blue/Z E Butcher
Finish Rank	12
Fastest Section Time (Section)	0:11.70 (1980 - 1800)
Top Speed [km/h] (Section)	55.9 (1980 - 1800)
Race State	Finished



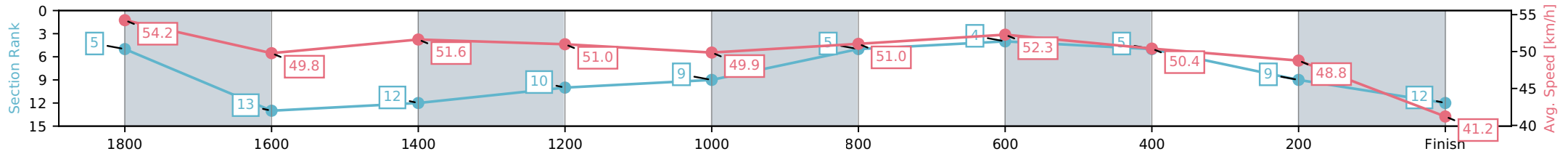
NZ Metropolitan Trotting Club Inc Harness
 Race 8: BOB McARDLE SIRES' STAKES SOUTHERN MARES'
 CLASSIC (MOB PACE) (Listed) - 1980m



14 November 2025 - 6:02PM

Weather: Raining

Section	L1980	L1800	L1600	L1400	L1200	L1000	L800	L600	L400	L200
Section Times	2:26.02 (0:11.70)	2:14.32 [13] (0:15.05)	1:59.27 [12] (0:14.49)	1:44.78 [10] (0:14.13)	1:30.65 [9] (0:15.01)	1:15.64 [5] (0:14.65)	1:00.99 [4] (0:13.77)	0:47.22 [5] (0:14.80)	0:32.42 [9] (0:15.20)	0:17.22 [12] (0:17.22)
Average Speed [km/h]	54.2	49.8	51.6	51.0	49.9	51.0	52.3	50.4	48.8	41.2
Top Speed [km/h]	55.9	50.8	53.2	53.6	51.5	52.6	52.9	51.3	49.7	47.2
Avg. Dist. to Rail [m]	11.9	6.6	5.0	6.9	4.9	5.2	6.4	5.2	4.6	7.7



- [] Ranking at each section and finish
- :-:- No data available at this section
- NA No data available

Horse/Jockey Name	Times Are A Changin/B N Orange
Finish Rank	13
Fastest Section Time (Section)	0:12.36 (1980 - 1800)
Top Speed [km/h] (Section)	52.5 (1980 - 1800)
Race State	Finished



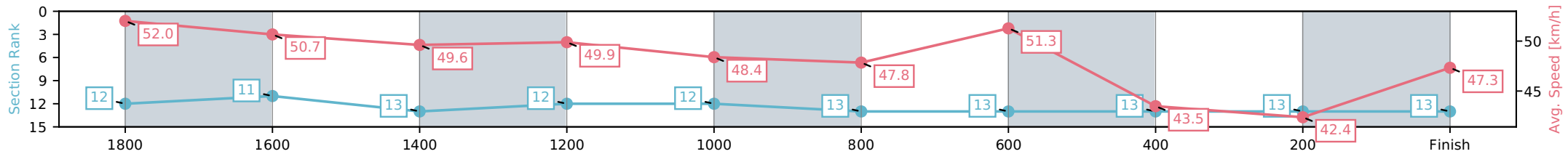
NZ Metropolitan Trotting Club Inc Harness
 Race 8: BOB McARDLE SIRES' STAKES SOUTHERN MARES' CLASSIC (MOB PACE) (Listed) - 1980m



14 November 2025 - 6:02PM

Weather: Raining

Section	L1980	L1800	L1600	L1400	L1200	L1000	L800	L600	L400	L200
Section Times	2:29.26 (0:12.36)	2:16.90 [11] (0:14.33)	2:02.57 [13] (0:14.61)	1:47.96 [12] (0:14.43)	1:33.53 [12] (0:15.25)	1:18.28 [13] (0:15.40)	1:02.88 [13] (0:14.04)	0:48.84 [13] (0:16.71)	0:32.13 [13] (0:17.12)	0:15.01 [13] (0:15.01)
Average Speed [km/h]	52.0	50.7	49.6	49.9	48.4	47.8	51.3	43.5	42.4	47.3
Top Speed [km/h]	52.5	51.7	51.3	51.6	49.8	48.8	52.2	50.7	47.6	49.3
Avg. Dist. to Rail [m]	1.8	1.5	1.1	3.9	3.0	3.3	3.2	1.8	1.5	4.7



- [] Ranking at each section and finish
- :-:- No data available at this section
- NA No data available