



NZ Metropolitan Trotting Club Inc Harness

Race 11: HILL LEE & SCOTT 'THE VELOCITY' (MOBILE PACE) (Listed) - 1980m

14 November 2025 - 7:33PM

Weather: Raining



Field Times	2:17.54	2:06.44	1:52.28	1:37.39	1:22.58	1:08.09	0:54.00	0:40.66
(Race Tempo)	(0:11.11)	(0:14.16)	(0:14.88)	(0:14.81)	(0:14.49)	(0:14.09)	(0:13.34)	(0:13.46)

Rank	TAB#	Horse	Overall Time	First 400m	Top Speed km/h (Section)	L1980	L1800	L1600	L1400	L1200	L1000	L800	L600
	(BAR#)	Driver	Margin (DT-W)	Last 600m	Fastest Section (Time)	Start - 1800	1800 - 1600	1600 - 1400	1400 - 1200	1200 - 1000	1000 - 800	800 - 600	600 - 400
1	6	Got The Chocolates	2:17.54	0:27.32	56.4 (1980 - 1800)	2:17.54	2:06.02 [4]	1:51.66 [2]	1:37.06 [2]	1:22.35 [2]	1:07.81 [2]	0:53.69 [2]	0:40.40 [2]
	(6)	John R Dunn		0:40.40	1980 - 1800 (0:11.52)	(0:11.52)	(0:14.36)	(0:14.60)	(0:14.71)	(0:14.54)	(0:14.12)	(0:13.29)	(0:13.55)
2	2	Marketplace	2:17.59	0:26.69	59.1 (1980 - 1800)	2:17.59	2:06.49 [1]	1:52.33 [1]	1:37.45 [1]	1:22.64 [1]	1:08.14 [1]	0:54.05 [1]	0:40.72 [1]
	(2)	C R Ferguson	0.3L (-21)	0:40.72	1980 - 1800 (0:11.10)	(0:11.10)	(0:14.16)	(0:14.88)	(0:14.81)	(0:14.50)	(0:14.09)	(0:13.33)	(0:13.46)
3	5	Fate Awaits	2:18.93	0:27.19	57.5 (1980 - 1800)	2:18.93	2:07.62 [3]	1:53.21 [4]	1:38.20 [4]	1:23.43 [4]	1:08.90 [5]	0:54.77 [4]	0:41.46 [4]
	(5)	G W Dixon	7.7L (-5)	0:41.46	1980 - 1800 (0:11.31)	(0:11.31)	(0:14.41)	(0:15.01)	(0:14.77)	(0:14.53)	(0:14.13)	(0:13.31)	(0:13.59)
4	9	Bettors Anvil	2:19.31	0:27.86	56.1 (400-200)	2:19.31	2:07.36 [8]	1:52.90 [7]	1:38.05 [8]	1:23.17 [8]	1:08.66 [7]	0:54.82 [8]	0:41.22 [6]
	(9)	T M Williams	9.8L (-15)	0:41.22	1980 - 1800 (0:11.95)	(0:11.95)	(0:14.46)	(0:14.85)	(0:14.88)	(0:14.51)	(0:13.84)	(0:13.60)	(0:13.53)
5	4	Greased Lightnin	2:19.91	0:27.50	57.4 (1980 - 1800)	2:19.91	2:08.54 [6]	1:53.95 [6]	1:38.87 [6]	1:24.10 [6]	1:09.62 [6]	0:55.47 [5]	0:42.15 [5]
	(4)	Z E Butcher	13.2L (-6)	0:42.15	1980 - 1800 (0:11.37)	(0:11.37)	(0:14.59)	(0:15.08)	(0:14.77)	(0:14.48)	(0:14.15)	(0:13.32)	(0:13.64)
6	1	Captains Mistress	2:19.99	0:27.15	58.1 (1980 - 1800)	2:19.99	2:08.54 [2]	1:54.33 [3]	1:39.46 [3]	1:24.66 [3]	1:10.23 [3]	0:56.12 [3]	0:42.75 [3]
	(1)	N P Williamson	13.6L (-21)	0:42.75	1980 - 1800 (0:11.45)	(0:11.45)	(0:14.21)	(0:14.87)	(0:14.80)	(0:14.43)	(0:14.11)	(0:13.37)	(0:13.61)
7	8	Bar Louie	2:21.05	0:27.81	57.5 (1980 - 1800)	2:21.05	2:09.40 [7]	1:54.80 [8]	1:39.70 [7]	1:24.94 [7]	1:10.47 [8]	0:56.30 [7]	0:42.97 [8]
	(8)	J W Cox	19.5L (+0)	0:42.97	1980 - 1800 (0:11.65)	(0:11.65)	(0:14.60)	(0:15.10)	(0:14.76)	(0:14.47)	(0:14.17)	(0:13.33)	(0:13.70)
8	7	Rubira	2:21.64	0:27.45	57.3 (1980 - 1800)	2:21.64	2:09.85 [5]	1:55.68 [5]	1:40.81 [5]	1:25.93 [5]	1:11.49 [4]	0:57.49 [6]	0:43.78 [7]
	(7)	Mark Purdon	22.8L (-23)	0:43.78	1980 - 1800 (0:11.79)	(0:11.79)	(0:14.17)	(0:14.87)	(0:14.88)	(0:14.44)	(0:14.00)	(0:13.71)	(0:13.88)
9	3	Midnight Miki	2:22.07	0:28.16	56.3 (1980 - 1800)	2:22.07	2:10.38 [9]	1:55.39 [9]	1:40.32 [9]	1:25.67 [9]	1:11.19 [9]	0:57.28 [9]	0:43.63 [9]
	(3)	A P T Poutama	25.2L (-9)	0:43.63	1980 - 1800 (0:11.69)	(0:11.69)	(0:14.99)	(0:15.07)	(0:14.65)	(0:14.48)	(0:13.91)	(0:13.65)	(0:13.75)

Scratched: Berrettini (#10), Always Dreaming (#11)



NZ Metropolitan Trotting Club Inc Harness

Race 11: HILL LEE & SCOTT 'THE VELOCITY' (MOBILE PACE) (Listed) - 1980m

14 November 2025 - 7:33PM

Weather: Raining



Field Times 0:27.20 0:13.67
(Race Tempo) (0:13.54) (0:13.67)

Rank	TAB#	Horse	Overall Time	First 400m	Top Speed km/h (Section)	L400	L200						
	(BAR#)	Driver	Margin (DT-W)	Last 600m	Fastest Section (Time)	400 - 200	200 - Finish						
1	6	Got The Chocolates	2:17.54	0:27.32	56.4 (1980 - 1800)	0:26.85 [2]	0:13.47 [1]						
	(6)	John R Dunn		0:40.40	1980 - 1800 (0:11.52)	(0:13.38)	(0:13.47)						
2	2	Marketplace	2:17.59	0:26.69	59.1 (1980 - 1800)	0:27.26 [1]	0:13.72 [2]						
	(2)	C R Ferguson	0.3L (-21)	0:40.72	1980 - 1800 (0:11.10)	(0:13.54)	(0:13.72)						
3	5	Fate Awaits	2:18.93	0:27.19	57.5 (1980 - 1800)	0:27.87 [3]	0:14.08 [3]						
	(5)	G W Dixon	7.7L (-5)	0:41.46	1980 - 1800 (0:11.31)	(0:13.79)	(0:14.08)						
4	9	Bettors Anvil	2:19.31	0:27.86	56.1 (400-200)	0:27.69 [6]	0:14.05 [4]						
	(9)	T M Williams	9.8L (-15)	0:41.22	1980 - 1800 (0:11.95)	(0:13.64)	(0:14.05)						
5	4	Greased Lightnin	2:19.91	0:27.50	57.4 (1980 - 1800)	0:28.51 [5]	0:14.65 [5]						
	(4)	Z E Butcher	13.2L (-6)	0:42.15	1980 - 1800 (0:11.37)	(0:13.86)	(0:14.65)						
6	1	Captains Mistress	2:19.99	0:27.15	58.1 (1980 - 1800)	0:29.14 [4]	0:14.93 [6]						
	(1)	N P Williamson	13.6L (-21)	0:42.75	1980 - 1800 (0:11.45)	(0:14.21)	(0:14.93)						
7	8	Bar Louie	2:21.05	0:27.81	57.5 (1980 - 1800)	0:29.27 [7]	0:14.93 [7]						
	(8)	J W Cox	19.5L (+0)	0:42.97	1980 - 1800 (0:11.65)	(0:14.34)	(0:14.93)						
8	7	Rubira	2:21.64	0:27.45	57.3 (1980 - 1800)	0:29.90 [8]	0:15.43 [8]						
	(7)	Mark Purdon	22.8L (-23)	0:43.78	1980 - 1800 (0:11.79)	(0:14.47)	(0:15.43)						
9	3	Midnight Miki	2:22.07	0:28.16	56.3 (1980 - 1800)	0:29.88 [9]	0:15.37 [9]						
	(3)	A P T Poutama	25.2L (-9)	0:43.63	1980 - 1800 (0:11.69)	(0:14.51)	(0:15.37)						

Scratched: Berrettini (#10), Always Dreaming (#11)

[] Position in running at each section and finish TAB# Saddle cloth number
 -:-:- No data available at this section BAR# Barrier/Gate Position
 NA No data available DNF Did not finish
 DNT Did not track DT-W Distance travelled compared to winner in metres

Fastest split
 Fastest section

Horse/Jockey Name	Got The Chocolates/John R Dunn
Finish Rank	1
Fastest Section Time (Section)	0:11.52 (1980 - 1800)
Top Speed [km/h] (Section)	56.4 (1980 - 1800)
Race State	Finished



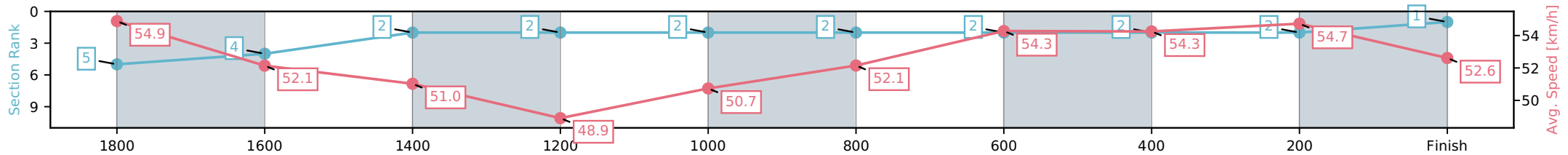
NZ Metropolitan Trotting Club Inc Harness
 Race 11: HILL LEE & SCOTT 'THE VELOCITY' (MOBILE PACE) (Listed) - 1980m



14 November 2025 - 7:33PM

Weather: Raining

Section	L1980	L1800	L1600	L1400	L1200	L1000	L800	L600	L400	L200
Section Times	2:17.54 (0:11.52)	2:06.02 [4] (0:14.36)	1:51.66 [2] (0:14.60)	1:37.06 [2] (0:14.71)	1:22.35 [2] (0:14.54)	1:07.81 [2] (0:14.12)	0:53.69 [2] (0:13.29)	0:40.40 [2] (0:13.55)	0:26.85 [2] (0:13.38)	0:13.47 [1] (0:13.47)
Average Speed [km/h]	54.9	52.1	51.0	48.9	50.7	52.1	54.3	54.3	54.7	52.6
Top Speed [km/h]	56.4	53.6	52.4	49.4	52.2	53.9	54.9	54.9	55.5	55.6
Avg. Dist. to Rail [m]	9.1	5.8	4.7	5.4	3.1	3.1	3.6	3.1	2.4	4.8



- [] Ranking at each section and finish
- :-:- No data available at this section
- NA No data available

Horse/Jockey Name	Marketplace/C R Ferguson
Finish Rank	2
Fastest Section Time (Section)	0:11.10 (1980 - 1800)
Top Speed [km/h] (Section)	59.1 (1980 - 1800)
Race State	Finished



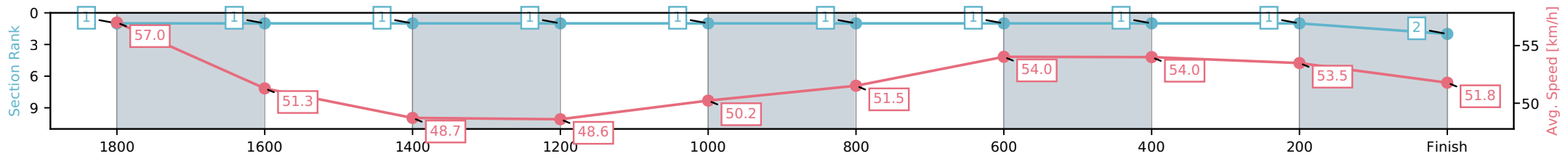
NZ Metropolitan Trotting Club Inc Harness
 Race 11: HILL LEE & SCOTT 'THE VELOCITY' (MOBILE PACE) (Listed) - 1980m



14 November 2025 - 7:33PM

Weather: Raining

Section	L1980	L1800	L1600	L1400	L1200	L1000	L800	L600	L400	L200
Section Times	2:17.59 (0:11.10)	2:06.49 [1] (0:14.16)	1:52.33 [1] (0:14.88)	1:37.45 [1] (0:14.81)	1:22.64 [1] (0:14.50)	1:08.14 [1] (0:14.09)	0:54.05 [1] (0:13.33)	0:40.72 [1] (0:13.46)	0:27.26 [1] (0:13.54)	0:13.72 [2] (0:13.72)
Average Speed [km/h]	57.0	51.3	48.7	48.6	50.2	51.5	54.0	54.0	53.5	51.8
Top Speed [km/h]	59.1	54.0	51.3	49.8	51.9	52.9	55.1	55.0	54.9	53.8
Avg. Dist. to Rail [m]	2.5	1.5	1.3	2.6	1.3	1.1	1.4	1.4	1.2	3.2



[] Ranking at each section and finish
 -:-:- No data available at this section
 NA No data available

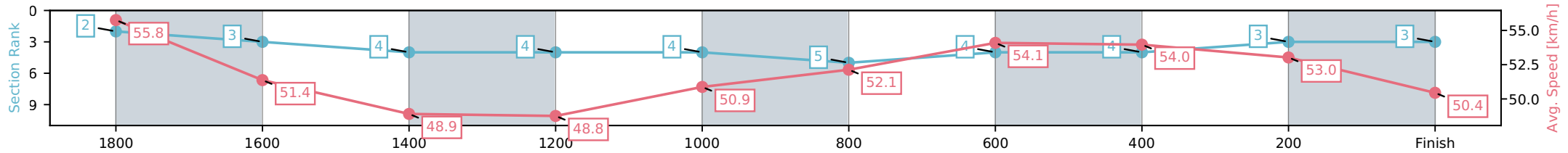
Horse/Jockey Name	Fate Awaits/G W Dixon
Finish Rank	3
Fastest Section Time (Section)	0:11.31 (1980 - 1800)
Top Speed [km/h] (Section)	57.5 (1980 - 1800)
Race State	Finished



NZ Metropolitan Trotting Club Inc Harness
 Race 11: HILL LEE & SCOTT 'THE VELOCITY' (MOBILE PACE) (Listed) - 1980m
 14 November 2025 - 7:33PM
 Weather: Raining



Section	L1980	L1800	L1600	L1400	L1200	L1000	L800	L600	L400	L200
Section Times	2:18.93 (0:11.31)	2:07.62 [3] (0:14.41)	1:53.21 [4] (0:15.01)	1:38.20 [4] (0:14.77)	1:23.43 [4] (0:14.53)	1:08.90 [5] (0:14.13)	0:54.77 [4] (0:13.31)	0:41.46 [4] (0:13.59)	0:27.87 [3] (0:13.79)	0:14.08 [3] (0:14.08)
Average Speed [km/h]	55.8	51.4	48.9	48.8	50.9	52.1	54.1	54.0	53.0	50.4
Top Speed [km/h]	57.5	54.1	50.3	50.0	52.6	53.5	54.9	54.9	54.7	52.5
Avg. Dist. to Rail [m]	7.4	3.9	2.9	4.8	3.2	3.1	3.4	2.7	2.7	4.6



- [] Ranking at each section and finish
- :-:- No data available at this section
- NA No data available

Horse/Jockey Name	Bettors Anvil/T M Williams
Finish Rank	4
Fastest Section Time (Section)	0:11.95 (1980 - 1800)
Top Speed [km/h] (Section)	56.1 (400-200)
Race State	Finished



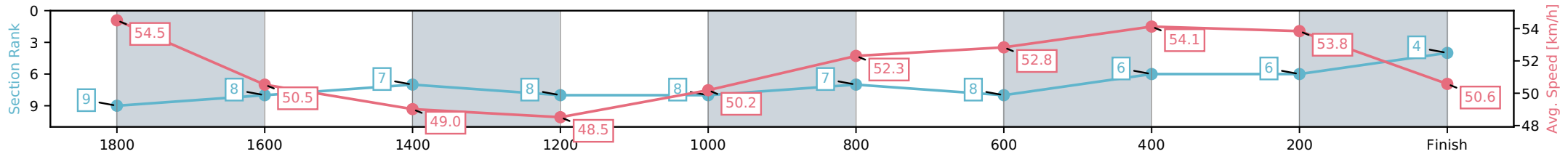
NZ Metropolitan Trotting Club Inc Harness
 Race 11: HILL LEE & SCOTT 'THE VELOCITY' (MOBILE PACE) (Listed) - 1980m



14 November 2025 - 7:33PM

Weather: Raining

Section	L1980	L1800	L1600	L1400	L1200	L1000	L800	L600	L400	L200
Section Times	2:19.31 (0:11.95)	2:07.36 [8] (0:14.46)	1:52.90 [7] (0:14.85)	1:38.05 [8] (0:14.88)	1:23.17 [8] (0:14.51)	1:08.66 [7] (0:13.84)	0:54.82 [8] (0:13.60)	0:41.22 [6] (0:13.53)	0:27.69 [6] (0:13.64)	0:14.05 [4] (0:14.05)
Average Speed [km/h]	54.5	50.5	49.0	48.5	50.2	52.3	52.8	54.1	53.8	50.6
Top Speed [km/h]	55.9	53.9	51.4	51.0	53.7	54.6	53.7	55.7	56.1	53.1
Avg. Dist. to Rail [m]	4.9	2.6	1.2	2.7	1.4	1.2	1.8	2.7	3.0	6.3



- [] Ranking at each section and finish
- :-:- No data available at this section
- NA No data available

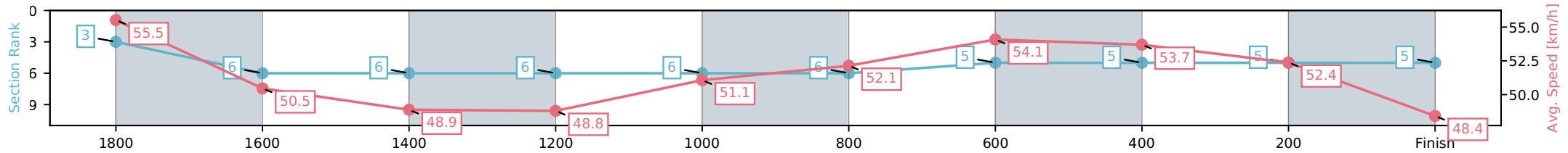
Horse/Jockey Name	Greased Lightnin/Z E Butcher
Finish Rank	5
Fastest Section Time (Section)	0:11.37 (1980 - 1800)
Top Speed [km/h] (Section)	57.4 (1980 - 1800)
Race State	Finished



NZ Metropolitan Trotting Club Inc Harness
 Race 11: HILL LEE & SCOTT 'THE VELOCITY' (MOBILE PACE) (Listed) - 1980m
 14 November 2025 - 7:33PM
 Weather: Raining



Section	L1980	L1800	L1600	L1400	L1200	L1000	L800	L600	L400	L200
Section Times	2:19.91 (0:11.37)	2:08.54 [6] (0:14.59)	1:53.95 [6] (0:15.08)	1:38.87 [6] (0:14.77)	1:24.10 [6] (0:14.48)	1:09.62 [6] (0:14.15)	0:55.47 [5] (0:13.32)	0:42.15 [5] (0:13.64)	0:28.51 [5] (0:13.86)	0:14.65 [5] (0:14.65)
Average Speed [km/h]	55.5	50.5	48.9	48.8	51.1	52.1	54.1	53.7	52.4	48.4
Top Speed [km/h]	57.4	52.7	49.6	50.8	52.6	53.1	55.0	55.6	53.8	52.3
Avg. Dist. to Rail [m]	5.9	3.4	3.2	4.8	3.4	3.2	3.5	2.6	1.3	1.7



- [] Ranking at each section and finish
- :-:- No data available at this section
- NA No data available

Horse/Jockey Name	Captains Mistress/N P Williamson
Finish Rank	6
Fastest Section Time (Section)	0:11.45 (1980 - 1800)
Top Speed [km/h] (Section)	58.1 (1980 - 1800)
Race State	Finished



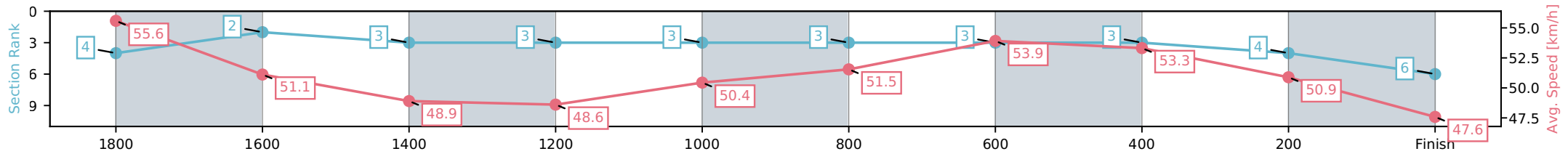
NZ Metropolitan Trotting Club Inc Harness
 Race 11: HILL LEE & SCOTT 'THE VELOCITY' (MOBILE PACE) (Listed) - 1980m



14 November 2025 - 7:33PM

Weather: Raining

Section	L1980	L1800	L1600	L1400	L1200	L1000	L800	L600	L400	L200
Section Times	2:19.99 (0:11.45)	2:08.54 [2] (0:14.21)	1:54.33 [3] (0:14.87)	1:39.46 [3] (0:14.80)	1:24.66 [3] (0:14.43)	1:10.23 [3] (0:14.11)	0:56.12 [3] (0:13.37)	0:42.75 [3] (0:13.61)	0:29.14 [4] (0:14.21)	0:14.93 [6] (0:14.93)
Average Speed [km/h]	55.6	51.1	48.9	48.6	50.4	51.5	53.9	53.3	50.9	47.6
Top Speed [km/h]	58.1	53.7	49.6	50.1	52.5	52.9	54.6	54.5	54.0	49.7
Avg. Dist. to Rail [m]	1.4	1.5	1.3	2.8	1.3	1.3	1.5	1.4	1.0	3.3



- [] Ranking at each section and finish
- :-:- No data available at this section
- NA No data available

Horse/Jockey Name	Bar Louie/J W Cox
Finish Rank	7
Fastest Section Time (Section)	0:11.65 (1980 - 1800)
Top Speed [km/h] (Section)	57.5 (1980 - 1800)
Race State	Finished



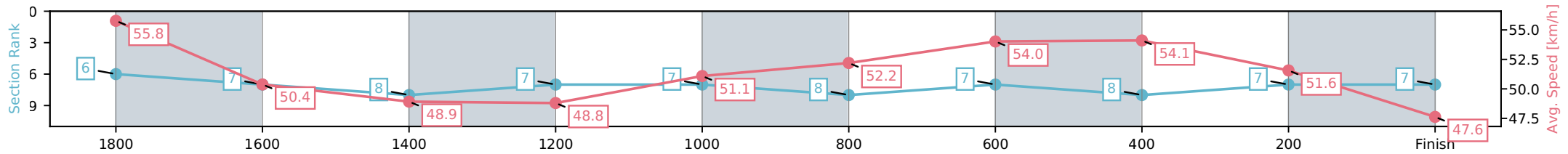
NZ Metropolitan Trotting Club Inc Harness
 Race 11: HILL LEE & SCOTT 'THE VELOCITY' (MOBILE PACE) (Listed) - 1980m



14 November 2025 - 7:33PM

Weather: Raining

Section	L1980	L1800	L1600	L1400	L1200	L1000	L800	L600	L400	L200
Section Times	2:21.05 (0:11.65)	2:09.40 [7] (0:14.60)	1:54.80 [8] (0:15.10)	1:39.70 [7] (0:14.76)	1:24.94 [7] (0:14.47)	1:10.47 [8] (0:14.17)	0:56.30 [7] (0:13.33)	0:42.97 [8] (0:13.70)	0:29.27 [7] (0:14.34)	0:14.93 [7] (0:14.93)
Average Speed [km/h]	55.8	50.4	48.9	48.8	51.1	52.2	54.0	54.1	51.6	47.6
Top Speed [km/h]	57.5	53.6	51.2	50.6	55.5	53.8	55.4	55.2	53.3	50.2
Avg. Dist. to Rail [m]	3.6	3.4	3.4	4.9	3.4	3.4	3.6	4.0	4.3	7.1



- [] Ranking at each section and finish
- :-:- No data available at this section
- NA No data available

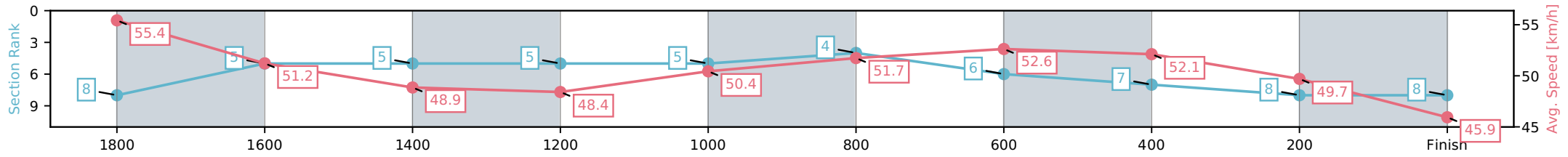
Horse/Jockey Name	Rubira/Mark Purdon
Finish Rank	8
Fastest Section Time (Section)	0:11.79 (1980 - 1800)
Top Speed [km/h] (Section)	57.3 (1980 - 1800)
Race State	Finished



NZ Metropolitan Trotting Club Inc Harness
 Race 11: HILL LEE & SCOTT 'THE VELOCITY' (MOBILE PACE) (Listed) - 1980m
 14 November 2025 - 7:33PM
 Weather: Raining



Section	L1980	L1800	L1600	L1400	L1200	L1000	L800	L600	L400	L200
Section Times	2:21.64 (0:11.79)	2:09.85 [5] (0:14.17)	1:55.68 [5] (0:14.87)	1:40.81 [5] (0:14.88)	1:25.93 [5] (0:14.44)	1:11.49 [4] (0:14.00)	0:57.49 [6] (0:13.71)	0:43.78 [7] (0:13.88)	0:29.90 [8] (0:14.47)	0:15.43 [8] (0:15.43)
Average Speed [km/h]	55.4	51.2	48.9	48.4	50.4	51.7	52.6	52.1	49.7	45.9
Top Speed [km/h]	57.3	54.5	50.0	49.7	52.7	53.3	53.4	54.4	53.7	48.1
Avg. Dist. to Rail [m]	2.0	1.6	1.3	3.1	1.5	1.0	1.8	1.0	0.5	2.6



[] Ranking at each section and finish
 -:-:- No data available at this section
 NA No data available

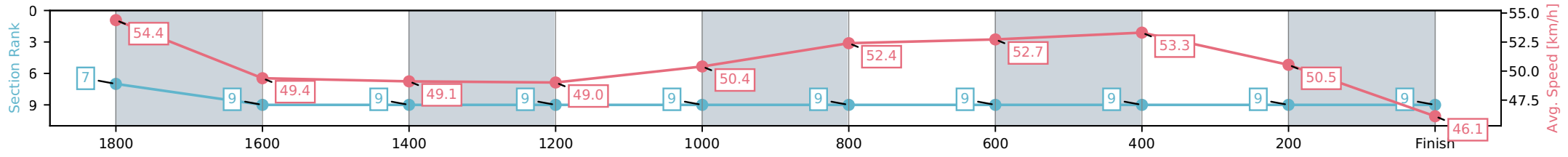
Horse/Jockey Name	Midnight Miki/A P T Poutama
Finish Rank	9
Fastest Section Time (Section)	0:11.69 (1980 - 1800)
Top Speed [km/h] (Section)	56.3 (1980 - 1800)
Race State	Finished



NZ Metropolitan Trotting Club Inc Harness
 Race 11: HILL LEE & SCOTT 'THE VELOCITY' (MOBILE PACE) (Listed) - 1980m
 14 November 2025 - 7:33PM
 Weather: Raining



Section	L1980	L1800	L1600	L1400	L1200	L1000	L800	L600	L400	L200
Section Times	2:22.07 (0:11.69)	2:10.38 [9] (0:14.99)	1:55.39 [9] (0:15.07)	1:40.32 [9] (0:14.65)	1:25.67 [9] (0:14.48)	1:11.19 [9] (0:13.91)	0:57.28 [9] (0:13.65)	0:43.63 [9] (0:13.75)	0:29.88 [9] (0:14.51)	0:15.37 [9] (0:15.37)
Average Speed [km/h]	54.4	49.4	49.1	49.0	50.4	52.4	52.7	53.3	50.5	46.1
Top Speed [km/h]	56.3	52.5	51.4	50.4	53.1	53.7	54.1	55.5	52.9	49.4
Avg. Dist. to Rail [m]	5.1	4.3	3.3	4.1	1.8	1.4	1.8	2.8	2.9	5.7



[] Ranking at each section and finish
 -:-:- No data available at this section
 NA No data available