



NZ Metropolitan Trotting Club Inc Harness

Race 12: ALLIED SECURITY NZ PACING FREE-FOR-ALL (MOBILE PACE) (Gr1) - 1980m

14 November 2025 - 8:07PM



Weather: Raining

| | | | | | | | | |
|-----------------------------|----------------------|----------------------|----------------------|----------------------|----------------------|----------------------|----------------------|----------------------|
| Field Times (Race Tempo) | 2:19.95 (0:10.99) | 2:08.96 (0:13.47) | 1:55.49 (0:15.12) | 1:40.37 (0:13.66) | 1:26.71 (0:15.42) | 1:11.29 (0:15.49) | 0:55.79 (0:15.07) | 0:40.73 (0:14.73) |
|-----------------------------|----------------------|----------------------|----------------------|----------------------|----------------------|----------------------|----------------------|----------------------|

| Rank | TAB# | Horse | Overall Time | First 400m | Top Speed km/h (Section) | L1980 | L1800 | L1600 | L1400 | L1200 | L1000 | L800 | L600 |
|------|--------|-------------------|---------------|------------|--------------------------|--------------|--------------|--------------|--------------|--------------|--------------|--------------|--------------|
| | (BAR#) | Driver | Margin (DT-W) | Last 600m | Fastest Section (Time) | Start - 1800 | 1800 - 1600 | 1600 - 1400 | 1400 - 1200 | 1200 - 1000 | 1000 - 800 | 800 - 600 | 600 - 400 |
| 1 | 8 | Leap To Fame | 2:19.95 | 0:26.91 | 56.9 (200-0) | 2:19.95 | 2:08.30 [6] | 1:54.48 [2] | 1:40.37 [1] | 1:26.71 [1] | 1:11.29 [1] | 0:55.80 [1] | 0:40.73 [1] |
| | (8) | G W Dixon | | 0:40.73 | 1980 - 1800 (0:11.65) | (0:11.65) | (0:13.82) | (0:14.11) | (0:13.66) | (0:15.42) | (0:15.49) | (0:15.07) | (0:14.73) |
| 2 | 7 | Republican Party | 2:20.08 | 0:26.57 | 57.6 (200-0) | 2:20.08 | 2:08.72 [4] | 1:54.94 [1] | 1:40.51 [2] | 1:26.47 [2] | 1:11.07 [2] | 0:55.63 [3] | 0:40.55 [3] |
| | (7) | C J Dalgety | 0.8L (-2) | 0:40.55 | 1980 - 1800 (0:11.36) | (0:11.36) | (0:13.78) | (0:14.43) | (0:14.04) | (0:15.40) | (0:15.44) | (0:15.08) | (0:14.73) |
| 3 | 10 | Merlin | 2:20.33 | 0:26.67 | 58.6 (1800-1600) | 2:20.33 | 2:08.56 [5] | 1:55.15 [4] | 1:40.36 [4] | 1:26.26 [3] | 1:11.03 [3] | 0:55.67 [2] | 0:40.87 [2] |
| | (10) | Z E Butcher | 2.1L (+2) | 0:40.87 | 1980 - 1800 (0:11.77) | (0:11.77) | (0:13.41) | (0:14.79) | (0:14.10) | (0:15.23) | (0:15.36) | (0:14.80) | (0:14.76) |
| 4 | 5 | Alta Meteor | 2:20.71 | 0:25.94 | 58.9 (1980 - 1800) | 2:20.71 | 2:09.73 [1] | 1:56.25 [3] | 1:41.01 [3] | 1:26.78 [4] | 1:11.40 [4] | 0:55.95 [5] | 0:40.86 [5] |
| | (5) | T M Williams | 4.3L (-7) | 0:40.86 | 1980 - 1800 (0:10.98) | (0:10.98) | (0:13.48) | (0:15.24) | (0:14.23) | (0:15.38) | (0:15.45) | (0:15.09) | (0:14.73) |
| 5 | 4 | Mo'unga | 2:21.42 | 0:26.24 | 58.6 (1980 - 1800) | 2:21.42 | 2:10.41 [2] | 1:56.67 [5] | 1:41.42 [5] | 1:27.18 [6] | 1:11.78 [6] | 0:56.38 [7] | 0:41.28 [7] |
| | (4) | R D Close | 8.4L (-7) | 0:41.28 | 1980 - 1800 (0:11.01) | (0:11.01) | (0:13.74) | (0:15.25) | (0:14.24) | (0:15.40) | (0:15.40) | (0:15.10) | (0:14.71) |
| 6 | 2 | Macandrew Aviator | 2:21.46 | 0:26.98 | 57.1 (1980 - 1800) | 2:21.46 | 2:10.15 [7] | 1:55.98 [7] | 1:40.99 [6] | 1:27.11 [5] | 1:11.84 [5] | 0:56.48 [4] | 0:41.70 [4] |
| | (2) | John R Dunn | 8.6L (+7) | 0:41.70 | 1980 - 1800 (0:11.31) | (0:11.31) | (0:14.17) | (0:14.99) | (0:13.88) | (0:15.27) | (0:15.36) | (0:14.78) | (0:14.79) |
| 7 | 6 | Wag Star | 2:21.72 | 0:26.99 | 56.8 (400-200) | 2:21.72 | 2:09.82 [8] | 1:56.16 [8] | 1:41.05 [9] | 1:26.90 [10] | 1:11.45 [10] | 0:56.03 [10] | 0:41.02 [10] |
| | (6) | C R Ferguson | 10.1L (-1) | 0:41.02 | 1980 - 1800 (0:11.90) | (0:11.90) | (0:13.66) | (0:15.11) | (0:14.15) | (0:15.45) | (0:15.42) | (0:15.01) | (0:14.45) |
| 8 | 3 | Dreams Are Free | 2:21.95 | 0:27.28 | 55.8 (400-200) | 2:21.95 | 2:10.36 [9] | 1:56.17 [9] | 1:41.05 [8] | 1:27.27 [7] | 1:11.99 [7] | 0:56.68 [6] | 0:41.88 [6] |
| | (3) | N P Williamson | 11.4L (+11) | 0:41.88 | 1980 - 1800 (0:11.59) | (0:11.59) | (0:14.19) | (0:15.12) | (0:13.78) | (0:15.28) | (0:15.31) | (0:14.80) | (0:14.72) |
| 9 | 9 | Akuta | 2:22.08 | 0:27.54 | 55.7 (400-200) | 2:22.08 | 2:10.21 [10] | 1:56.02 [10] | 1:40.87 [10] | 1:27.18 [9] | 1:11.85 [9] | 0:56.51 [8] | 0:41.71 [8] |
| | (9) | Mark Purdon | 12.1L (+14) | 0:41.71 | 1980 - 1800 (0:11.87) | (0:11.87) | (0:14.19) | (0:15.15) | (0:13.69) | (0:15.33) | (0:15.34) | (0:14.80) | (0:14.49) |
| 10 | 1 | Franco Sinatra | 2:22.44 | 0:26.54 | 57.7 (1980 - 1800) | 2:22.44 | 2:11.26 [3] | 1:57.39 [6] | 1:42.12 [7] | 1:27.91 [8] | 1:12.48 [8] | 0:57.11 [9] | 0:42.00 [9] |
| | (1) | R J Butt | 14.2L (-6) | 0:42.00 | 1980 - 1800 (0:11.18) | (0:11.18) | (0:13.87) | (0:15.27) | (0:14.21) | (0:15.43) | (0:15.37) | (0:15.11) | (0:14.58) |

[] Position in running at each section and finish
 TAB# Saddle cloth number
 -:-:- No data available at this section
 BAR# Barrier/Gate Position
 NA No data available
 DNF Did not finish
 DNT Did not track
 DT-W Distance travelled compared to winner in metres

Fastest split
 Fastest section



NZ Metropolitan Trotting Club Inc Harness
 Race 12: ALLIED SECURITY NZ PACING FREE-FOR-ALL (MOBILE PACE) (Gr1) - 1980m
 14 November 2025 - 8:07PM



Weather: Raining

Field Times 0:26.00 0:12.75
 (Race Tempo) (0:13.24) (0:12.75)

| Rank | TAB# | Horse | Overall Time | First 400m | Top Speed km/h (Section) | L400 | L200 | | | | | | |
|------|--------|-------------------|---------------|------------|--------------------------|--------------|--------------|--|--|--|--|--|--|
| | (BAR#) | Driver | Margin (DT-W) | Last 600m | Fastest Section (Time) | 400 - 200 | 200 - Finish | | | | | | |
| 1 | 8 | Leap To Fame | 2:19.95 | 0:26.91 | 56.9 (200-0) | 0:26.00 [1] | 0:12.76 [1] | | | | | | |
| | (8) | G W Dixon | | 0:40.73 | 1980 - 1800 (0:11.65) | (0:13.24) | (0:12.76) | | | | | | |
| 2 | 7 | Republican Party | 2:20.08 | 0:26.57 | 57.6 (200-0) | 0:25.82 [2] | 0:12.61 [2] | | | | | | |
| | (7) | C J Dalgety | 0.8L (-2) | 0:40.55 | 1980 - 1800 (0:11.36) | (0:13.21) | (0:12.61) | | | | | | |
| 3 | 10 | Merlin | 2:20.33 | 0:26.67 | 58.6 (1800-1600) | 0:26.11 [3] | 0:12.84 [3] | | | | | | |
| | (10) | Z E Butcher | 2.1L (+2) | 0:40.87 | 1980 - 1800 (0:11.77) | (0:13.27) | (0:12.84) | | | | | | |
| 4 | 5 | Alta Meteor | 2:20.71 | 0:25.94 | 58.9 (1980 - 1800) | 0:26.13 [4] | 0:12.88 [4] | | | | | | |
| | (5) | T M Williams | 4.3L (-7) | 0:40.86 | 1980 - 1800 (0:10.98) | (0:13.25) | (0:12.88) | | | | | | |
| 5 | 4 | Mo'unga | 2:21.42 | 0:26.24 | 58.6 (1980 - 1800) | 0:26.57 [6] | 0:13.31 [5] | | | | | | |
| | (4) | R D Close | 8.4L (-7) | 0:41.28 | 1980 - 1800 (0:11.01) | (0:13.26) | (0:13.31) | | | | | | |
| 6 | 2 | Macandrew Aviator | 2:21.46 | 0:26.98 | 57.1 (1980 - 1800) | 0:26.91 [5] | 0:13.37 [6] | | | | | | |
| | (2) | John R Dunn | 8.6L (+7) | 0:41.70 | 1980 - 1800 (0:11.31) | (0:13.54) | (0:13.37) | | | | | | |
| 7 | 6 | Wag Star | 2:21.72 | 0:26.99 | 56.8 (400-200) | 0:26.57 [8] | 0:13.21 [7] | | | | | | |
| | (6) | C R Ferguson | 10.1L (-1) | 0:41.02 | 1980 - 1800 (0:11.90) | (0:13.36) | (0:13.21) | | | | | | |
| 8 | 3 | Dreams Are Free | 2:21.95 | 0:27.28 | 55.8 (400-200) | 0:27.16 [7] | 0:13.63 [8] | | | | | | |
| | (3) | N P Williamson | 11.4L (+11) | 0:41.88 | 1980 - 1800 (0:11.59) | (0:13.53) | (0:13.63) | | | | | | |
| 9 | 9 | Akuta | 2:22.08 | 0:27.54 | 55.7 (400-200) | 0:27.22 [9] | 0:13.57 [9] | | | | | | |
| | (9) | Mark Purdon | 12.1L (+14) | 0:41.71 | 1980 - 1800 (0:11.87) | (0:13.65) | (0:13.57) | | | | | | |
| 10 | 1 | Franco Sinatra | 2:22.44 | 0:26.54 | 57.7 (1980 - 1800) | 0:27.42 [10] | 0:13.89 [10] | | | | | | |
| | (1) | R J Butt | 14.2L (-6) | 0:42.00 | 1980 - 1800 (0:11.18) | (0:13.53) | (0:13.89) | | | | | | |

- [] Position in running at each section and finish TAB# Saddle cloth number
- :-:- No data available at this section BAR# Barrier/Gate Position
- NA No data available DNF Did not finish
- DNT Did not track DT-W Distance travelled compared to winner in metres

- Fastest split
- Fastest section

| | |
|--------------------------------|------------------------|
| Horse/Jockey Name | Leap To Fame/G W Dixon |
| Finish Rank | 1 |
| Fastest Section Time (Section) | 0:11.65 (1980 - 1800) |
| Top Speed [km/h] (Section) | 56.9 (200-0) |
| Race State | Finished |



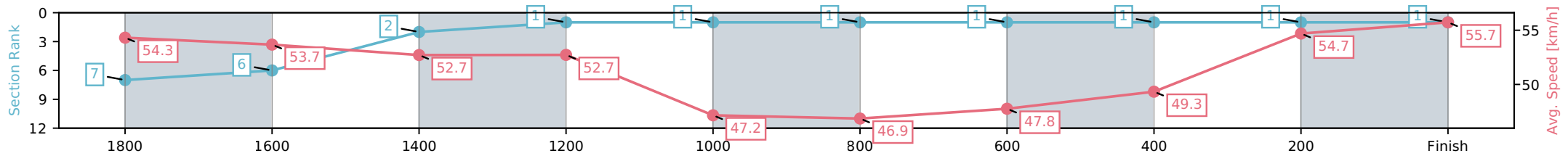
NZ Metropolitan Trotting Club Inc Harness
 Race 12: ALLIED SECURITY NZ PACING FREE-FOR-ALL
 (MOBILE PACE) (Gr1) - 1980m



14 November 2025 - 8:07PM

Weather: Raining

| Section | L1980 | L1800 | L1600 | L1400 | L1200 | L1000 | L800 | L600 | L400 | L200 |
|------------------------|----------------------|--------------------------|--------------------------|--------------------------|--------------------------|--------------------------|--------------------------|--------------------------|--------------------------|--------------------------|
| Section Times | 2:19.95 (0:11.65) | 2:08.30 [6] (0:13.82) | 1:54.48 [2] (0:14.11) | 1:40.37 [1] (0:13.66) | 1:26.71 [1] (0:15.42) | 1:11.29 [1] (0:15.49) | 0:55.80 [1] (0:15.07) | 0:40.73 [1] (0:14.73) | 0:26.00 [1] (0:13.24) | 0:12.76 [1] (0:12.76) |
| Average Speed [km/h] | 54.3 | 53.7 | 52.7 | 52.7 | 47.2 | 46.9 | 47.8 | 49.3 | 54.7 | 55.7 |
| Top Speed [km/h] | 55.2 | 54.6 | 54.4 | 56.3 | 49.0 | 47.6 | 48.2 | 51.9 | 56.5 | 56.9 |
| Avg. Dist. to Rail [m] | 11.5 | 5.1 | 4.4 | 4.8 | 1.3 | 1.3 | 2.2 | 1.5 | 1.4 | 4.0 |



- [] Ranking at each section and finish
- :-:- No data available at this section
- NA No data available

| | |
|--------------------------------|------------------------------|
| Horse/Jockey Name | Republican Party/C J Dalgety |
| Finish Rank | 2 |
| Fastest Section Time (Section) | 0:11.36 (1980 - 1800) |
| Top Speed [km/h] (Section) | 57.6 (200-0) |
| Race State | Finished |



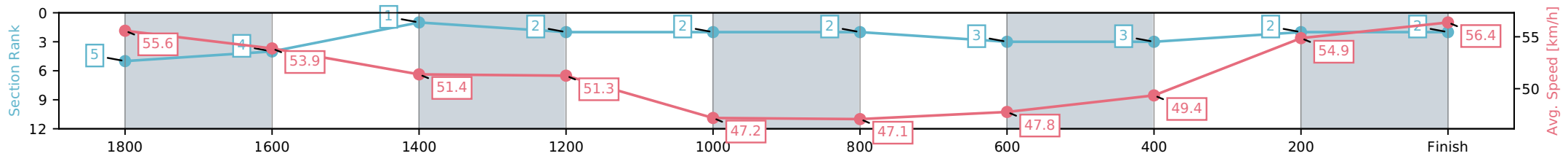
NZ Metropolitan Trotting Club Inc Harness
 Race 12: ALLIED SECURITY NZ PACING FREE-FOR-ALL
 (MOBILE PACE) (Gr1) - 1980m



14 November 2025 - 8:07PM

Weather: Raining

| Section | L1980 | L1800 | L1600 | L1400 | L1200 | L1000 | L800 | L600 | L400 | L200 |
|------------------------|----------------------|--------------------------|--------------------------|--------------------------|--------------------------|--------------------------|--------------------------|--------------------------|--------------------------|--------------------------|
| Section Times | 2:20.08 (0:11.36) | 2:08.72 [4] (0:13.78) | 1:54.94 [1] (0:14.43) | 1:40.51 [2] (0:14.04) | 1:26.47 [2] (0:15.40) | 1:11.07 [2] (0:15.44) | 0:55.63 [3] (0:15.08) | 0:40.55 [3] (0:14.73) | 0:25.82 [2] (0:13.21) | 0:12.61 [2] (0:12.61) |
| Average Speed [km/h] | 55.6 | 53.9 | 51.4 | 51.3 | 47.2 | 47.1 | 47.8 | 49.4 | 54.9 | 56.4 |
| Top Speed [km/h] | 56.3 | 55.8 | 52.9 | 52.9 | 48.9 | 47.8 | 48.1 | 52.0 | 57.3 | 57.6 |
| Avg. Dist. to Rail [m] | 10.2 | 4.9 | 3.9 | 4.0 | 1.2 | 1.3 | 2.3 | 1.7 | 1.2 | 2.3 |



- [] Ranking at each section and finish
- :-:- No data available at this section
- NA No data available

| | |
|--------------------------------|-----------------------|
| Horse/Jockey Name | Merlin/Z E Butcher |
| Finish Rank | 3 |
| Fastest Section Time (Section) | 0:11.77 (1980 - 1800) |
| Top Speed [km/h] (Section) | 58.6 (1800-1600) |
| Race State | Finished |



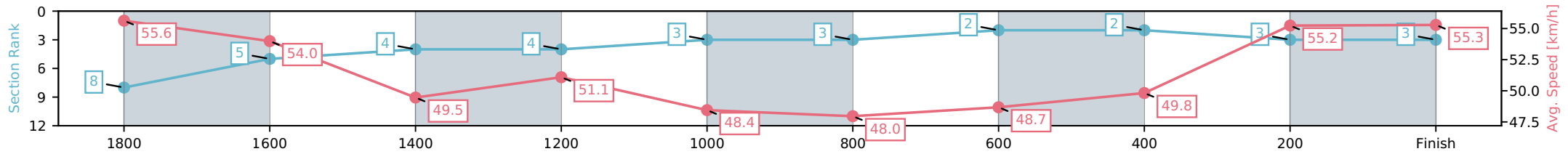
NZ Metropolitan Trotting Club Inc Harness
 Race 12: ALLIED SECURITY NZ PACING FREE-FOR-ALL
 (MOBILE PACE) (Gr1) - 1980m



14 November 2025 - 8:07PM

Weather: Raining

| Section | L1980 | L1800 | L1600 | L1400 | L1200 | L1000 | L800 | L600 | L400 | L200 |
|------------------------|----------------------|--------------------------|--------------------------|--------------------------|--------------------------|--------------------------|--------------------------|--------------------------|--------------------------|--------------------------|
| Section Times | 2:20.33 (0:11.77) | 2:08.56 [5] (0:13.41) | 1:55.15 [4] (0:14.79) | 1:40.36 [4] (0:14.10) | 1:26.26 [3] (0:15.23) | 1:11.03 [3] (0:15.36) | 0:55.67 [2] (0:14.80) | 0:40.87 [2] (0:14.76) | 0:26.11 [3] (0:13.27) | 0:12.84 [3] (0:12.84) |
| Average Speed [km/h] | 55.6 | 54.0 | 49.5 | 51.1 | 48.4 | 48.0 | 48.7 | 49.8 | 55.2 | 55.3 |
| Top Speed [km/h] | 57.7 | 58.6 | 51.7 | 52.0 | 49.7 | 49.5 | 49.4 | 52.3 | 58.1 | 57.8 |
| Avg. Dist. to Rail [m] | 2.6 | 1.3 | 2.4 | 5.3 | 3.1 | 3.1 | 4.3 | 3.3 | 2.7 | 5.7 |



- [] Ranking at each section and finish
- :-:- No data available at this section
- NA No data available

| | |
|--------------------------------|--------------------------|
| Horse/Jockey Name | Alta Meteor/T M Williams |
| Finish Rank | 4 |
| Fastest Section Time (Section) | 0:10.98 (1980 - 1800) |
| Top Speed [km/h] (Section) | 58.9 (1980 - 1800) |
| Race State | Finished |



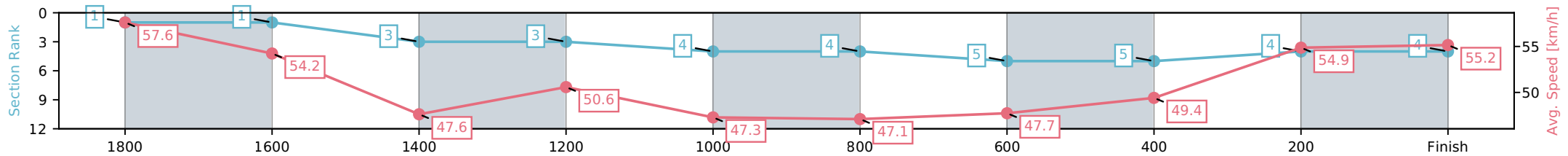
NZ Metropolitan Trotting Club Inc Harness
 Race 12: ALLIED SECURITY NZ PACING FREE-FOR-ALL
 (MOBILE PACE) (Gr1) - 1980m



14 November 2025 - 8:07PM

Weather: Raining

| Section | L1980 | L1800 | L1600 | L1400 | L1200 | L1000 | L800 | L600 | L400 | L200 |
|------------------------|----------------------|--------------------------|--------------------------|--------------------------|--------------------------|--------------------------|--------------------------|--------------------------|--------------------------|--------------------------|
| Section Times | 2:20.71 (0:10.98) | 2:09.73 [1] (0:13.48) | 1:56.25 [3] (0:15.24) | 1:41.01 [3] (0:14.23) | 1:26.78 [4] (0:15.38) | 1:11.40 [4] (0:15.45) | 0:55.95 [5] (0:15.09) | 0:40.86 [5] (0:14.73) | 0:26.13 [4] (0:13.25) | 0:12.88 [4] (0:12.88) |
| Average Speed [km/h] | 57.6 | 54.2 | 47.6 | 50.6 | 47.3 | 47.1 | 47.7 | 49.4 | 54.9 | 55.2 |
| Top Speed [km/h] | 58.9 | 57.7 | 50.0 | 51.6 | 48.9 | 48.5 | 48.4 | 51.6 | 56.4 | 56.5 |
| Avg. Dist. to Rail [m] | 8.4 | 3.4 | 1.2 | 3.4 | 1.3 | 1.6 | 2.8 | 1.9 | 1.8 | 4.7 |



- [] Ranking at each section and finish
- :-:- No data available at this section
- NA No data available

| | |
|--------------------------------|-----------------------|
| Horse/Jockey Name | Mo'unga/R D Close |
| Finish Rank | 5 |
| Fastest Section Time (Section) | 0:11.01 (1980 - 1800) |
| Top Speed [km/h] (Section) | 58.6 (1980 - 1800) |
| Race State | Finished |



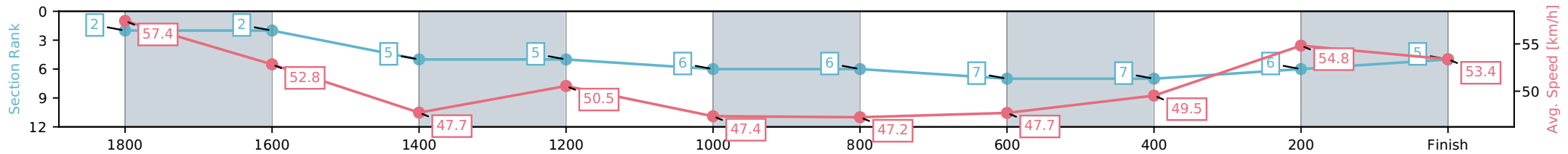
NZ Metropolitan Trotting Club Inc Harness
 Race 12: ALLIED SECURITY NZ PACING FREE-FOR-ALL
 (MOBILE PACE) (Gr1) - 1980m



14 November 2025 - 8:07PM

Weather: Raining

| Section | L1980 | L1800 | L1600 | L1400 | L1200 | L1000 | L800 | L600 | L400 | L200 |
|------------------------|----------------------|--------------------------|--------------------------|--------------------------|--------------------------|--------------------------|--------------------------|--------------------------|--------------------------|--------------------------|
| Section Times | 2:21.42 (0:11.01) | 2:10.41 [2] (0:13.74) | 1:56.67 [5] (0:15.25) | 1:41.42 [5] (0:14.24) | 1:27.18 [6] (0:15.40) | 1:11.78 [6] (0:15.40) | 0:56.38 [7] (0:15.10) | 0:41.28 [7] (0:14.71) | 0:26.57 [6] (0:13.26) | 0:13.31 [5] (0:13.31) |
| Average Speed [km/h] | 57.4 | 52.8 | 47.7 | 50.5 | 47.4 | 47.2 | 47.7 | 49.5 | 54.8 | 53.4 |
| Top Speed [km/h] | 58.6 | 58.2 | 49.8 | 51.5 | 48.6 | 48.8 | 48.1 | 51.9 | 55.9 | 55.8 |
| Avg. Dist. to Rail [m] | 6.5 | 2.0 | 1.6 | 3.8 | 1.6 | 1.6 | 2.7 | 2.0 | 1.6 | 4.3 |



- [] Ranking at each section and finish
- :-:- No data available at this section
- NA No data available

| | |
|--------------------------------|-------------------------------|
| Horse/Jockey Name | Macandrew Aviator/John R Dunn |
| Finish Rank | 6 |
| Fastest Section Time (Section) | 0:11.31 (1980 - 1800) |
| Top Speed [km/h] (Section) | 57.1 (1980 - 1800) |
| Race State | Finished |



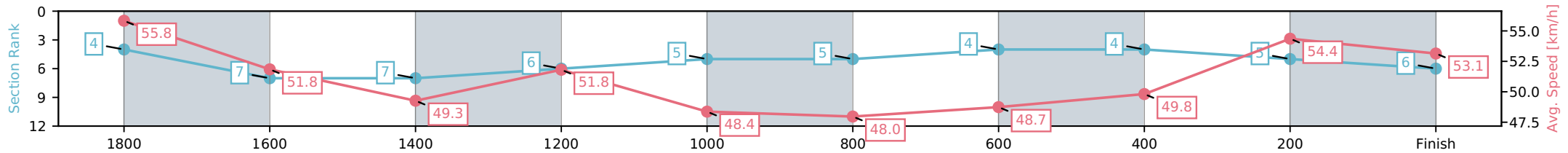
NZ Metropolitan Trotting Club Inc Harness
 Race 12: ALLIED SECURITY NZ PACING FREE-FOR-ALL
 (MOBILE PACE) (Gr1) - 1980m



14 November 2025 - 8:07PM

Weather: Raining

| Section | L1980 | L1800 | L1600 | L1400 | L1200 | L1000 | L800 | L600 | L400 | L200 |
|------------------------|----------------------|--------------------------|--------------------------|--------------------------|--------------------------|--------------------------|--------------------------|--------------------------|--------------------------|--------------------------|
| Section Times | 2:21.46 (0:11.31) | 2:10.15 [7] (0:14.17) | 1:55.98 [7] (0:14.99) | 1:40.99 [6] (0:13.88) | 1:27.11 [5] (0:15.27) | 1:11.84 [5] (0:15.36) | 0:56.48 [4] (0:14.78) | 0:41.70 [4] (0:14.79) | 0:26.91 [5] (0:13.54) | 0:13.37 [6] (0:13.37) |
| Average Speed [km/h] | 55.8 | 51.8 | 49.3 | 51.8 | 48.4 | 48.0 | 48.7 | 49.8 | 54.4 | 53.1 |
| Top Speed [km/h] | 57.1 | 54.2 | 52.7 | 52.8 | 49.8 | 49.8 | 49.9 | 51.8 | 55.5 | 55.1 |
| Avg. Dist. to Rail [m] | 3.5 | 3.4 | 3.2 | 5.7 | 3.2 | 3.2 | 4.3 | 3.5 | 3.6 | 6.8 |



- [] Ranking at each section and finish
- :-:- No data available at this section
- NA No data available

| | |
|--------------------------------|-----------------------|
| Horse/Jockey Name | Wag Star/C R Ferguson |
| Finish Rank | 7 |
| Fastest Section Time (Section) | 0:11.90 (1980 - 1800) |
| Top Speed [km/h] (Section) | 56.8 (400-200) |
| Race State | Finished |



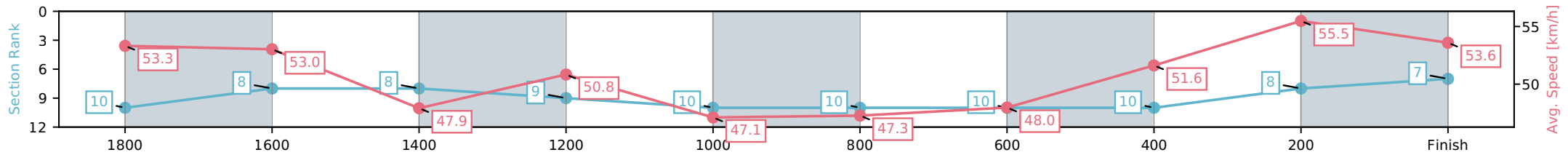
NZ Metropolitan Trotting Club Inc Harness
 Race 12: ALLIED SECURITY NZ PACING FREE-FOR-ALL
 (MOBILE PACE) (Gr1) - 1980m



14 November 2025 - 8:07PM

Weather: Raining

| Section | L1980 | L1800 | L1600 | L1400 | L1200 | L1000 | L800 | L600 | L400 | L200 |
|------------------------|----------------------|--------------------------|--------------------------|--------------------------|---------------------------|---------------------------|---------------------------|---------------------------|--------------------------|--------------------------|
| Section Times | 2:21.72 (0:11.90) | 2:09.82 [8] (0:13.66) | 1:56.16 [8] (0:15.11) | 1:41.05 [9] (0:14.15) | 1:26.90 [10] (0:15.45) | 1:11.45 [10] (0:15.42) | 0:56.03 [10] (0:15.01) | 0:41.02 [10] (0:14.45) | 0:26.57 [8] (0:13.36) | 0:13.21 [7] (0:13.21) |
| Average Speed [km/h] | 53.3 | 53.0 | 47.9 | 50.8 | 47.1 | 47.3 | 48.0 | 51.6 | 55.5 | 53.6 |
| Top Speed [km/h] | 54.5 | 54.8 | 51.5 | 51.6 | 48.6 | 49.2 | 48.8 | 53.3 | 56.8 | 56.3 |
| Avg. Dist. to Rail [m] | 8.3 | 1.4 | 0.8 | 3.6 | 1.5 | 1.7 | 3.8 | 4.9 | 4.0 | 4.2 |



[] Ranking at each section and finish
 -:-:- No data available at this section
 NA No data available

| | |
|--------------------------------|--------------------------------|
| Horse/Jockey Name | Dreams Are Free/N P Williamson |
| Finish Rank | 8 |
| Fastest Section Time (Section) | 0:11.59 (1980 - 1800) |
| Top Speed [km/h] (Section) | 55.8 (400-200) |
| Race State | Finished |



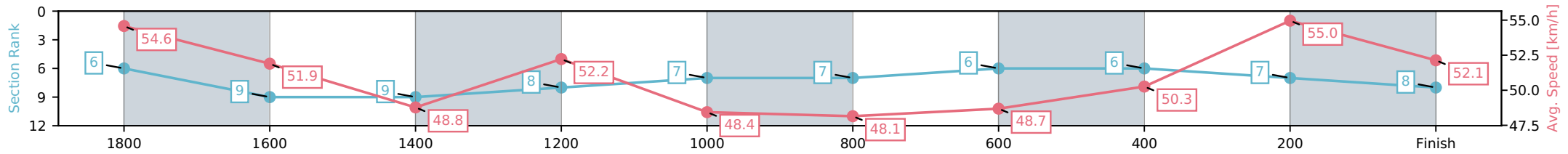
NZ Metropolitan Trotting Club Inc Harness
 Race 12: ALLIED SECURITY NZ PACING FREE-FOR-ALL
 (MOBILE PACE) (Gr1) - 1980m



14 November 2025 - 8:07PM

Weather: Raining

| Section | L1980 | L1800 | L1600 | L1400 | L1200 | L1000 | L800 | L600 | L400 | L200 |
|------------------------|----------------------|--------------------------|--------------------------|--------------------------|--------------------------|--------------------------|--------------------------|--------------------------|--------------------------|--------------------------|
| Section Times | 2:21.95 (0:11.59) | 2:10.36 [9] (0:14.19) | 1:56.17 [9] (0:15.12) | 1:41.05 [8] (0:13.78) | 1:27.27 [7] (0:15.28) | 1:11.99 [7] (0:15.31) | 0:56.68 [6] (0:14.80) | 0:41.88 [6] (0:14.72) | 0:27.16 [7] (0:13.53) | 0:13.63 [8] (0:13.63) |
| Average Speed [km/h] | 54.6 | 51.9 | 48.8 | 52.2 | 48.4 | 48.1 | 48.7 | 50.3 | 55.0 | 52.1 |
| Top Speed [km/h] | 55.3 | 54.1 | 52.0 | 53.3 | 50.2 | 50.1 | 49.8 | 53.7 | 55.8 | 54.1 |
| Avg. Dist. to Rail [m] | 5.3 | 3.7 | 3.1 | 5.6 | 3.4 | 3.3 | 4.3 | 3.8 | 5.0 | 7.5 |



- [] Ranking at each section and finish
- :-:- No data available at this section
- NA No data available

| | |
|--------------------------------|-----------------------|
| Horse/Jockey Name | Akuta/Mark Purdon |
| Finish Rank | 9 |
| Fastest Section Time (Section) | 0:11.87 (1980 - 1800) |
| Top Speed [km/h] (Section) | 55.7 (400-200) |
| Race State | Finished |



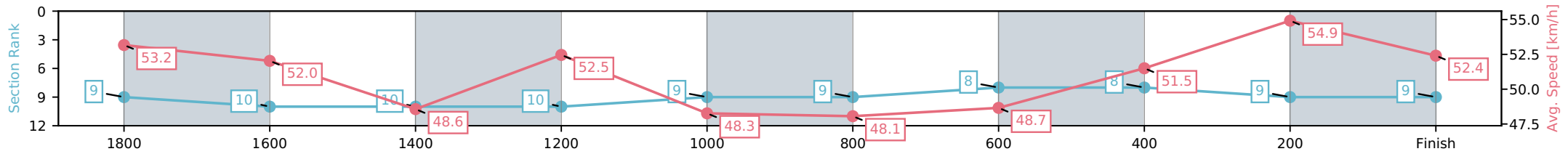
NZ Metropolitan Trotting Club Inc Harness
 Race 12: ALLIED SECURITY NZ PACING FREE-FOR-ALL
 (MOBILE PACE) (Gr1) - 1980m



14 November 2025 - 8:07PM

Weather: Raining

| Section | L1980 | L1800 | L1600 | L1400 | L1200 | L1000 | L800 | L600 | L400 | L200 |
|------------------------|----------------------|---------------------------|---------------------------|---------------------------|--------------------------|--------------------------|--------------------------|--------------------------|--------------------------|--------------------------|
| Section Times | 2:22.08 (0:11.87) | 2:10.21 [10] (0:14.19) | 1:56.02 [10] (0:15.15) | 1:40.87 [10] (0:13.69) | 1:27.18 [9] (0:15.33) | 1:11.85 [9] (0:15.34) | 0:56.51 [8] (0:14.80) | 0:41.71 [8] (0:14.49) | 0:27.22 [9] (0:13.65) | 0:13.57 [9] (0:13.57) |
| Average Speed [km/h] | 53.2 | 52.0 | 48.6 | 52.5 | 48.3 | 48.1 | 48.7 | 51.5 | 54.9 | 52.4 |
| Top Speed [km/h] | 54.1 | 54.1 | 51.2 | 53.3 | 50.3 | 50.0 | 50.0 | 53.3 | 55.7 | 54.6 |
| Avg. Dist. to Rail [m] | 13.7 | 4.3 | 2.9 | 5.5 | 3.2 | 3.1 | 4.2 | 5.0 | 6.3 | 9.8 |



- [] Ranking at each section and finish
- :-:- No data available at this section
- NA No data available

| | |
|--------------------------------|-------------------------|
| Horse/Jockey Name | Franco Sinatra/R J Butt |
| Finish Rank | 10 |
| Fastest Section Time (Section) | 0:11.18 (1980 - 1800) |
| Top Speed [km/h] (Section) | 57.7 (1980 - 1800) |
| Race State | Finished |



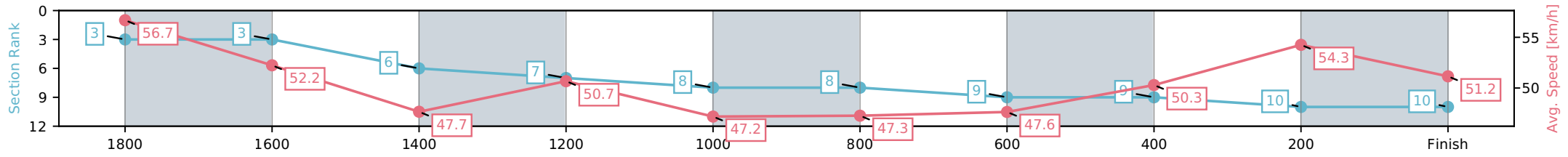
NZ Metropolitan Trotting Club Inc Harness
 Race 12: ALLIED SECURITY NZ PACING FREE-FOR-ALL
 (MOBILE PACE) (Gr1) - 1980m



14 November 2025 - 8:07PM

Weather: Raining

| Section | L1980 | L1800 | L1600 | L1400 | L1200 | L1000 | L800 | L600 | L400 | L200 |
|------------------------|----------------------|--------------------------|--------------------------|--------------------------|--------------------------|--------------------------|--------------------------|--------------------------|---------------------------|---------------------------|
| Section Times | 2:22.44 (0:11.18) | 2:11.26 [3] (0:13.87) | 1:57.39 [6] (0:15.27) | 1:42.12 [7] (0:14.21) | 1:27.91 [8] (0:15.43) | 1:12.48 [8] (0:15.37) | 0:57.11 [9] (0:15.11) | 0:42.00 [9] (0:14.58) | 0:27.42 [10] (0:13.53) | 0:13.89 [10] (0:13.89) |
| Average Speed [km/h] | 56.7 | 52.2 | 47.7 | 50.7 | 47.2 | 47.3 | 47.6 | 50.3 | 54.3 | 51.2 |
| Top Speed [km/h] | 57.7 | 56.6 | 50.2 | 51.8 | 48.5 | 49.0 | 48.3 | 53.7 | 54.6 | 54.4 |
| Avg. Dist. to Rail [m] | 1.7 | 1.2 | 1.5 | 3.7 | 1.5 | 1.4 | 2.6 | 2.6 | 2.8 | 3.3 |



- [] Ranking at each section and finish
- :-:- No data available at this section
- NA No data available