



NZ Metropolitan Trotting Club Inc Harness
Race 13: ROAD METALS MOBILE PACE - 1980m

14 November 2025 - 8:35PM



Weather: Raining

Field Times (Race Tempo) 2:20.28 (0:11.60) 2:08.68 (0:14.82) 1:53.86 (0:15.06) 1:38.80 (0:13.94) 1:24.86 (0:14.66) 1:10.21 (0:14.99) 0:55.22 (0:14.14) 0:41.07 (0:13.85)

Rank	TAB#	Horse	Overall Time	First 400m	Top Speed km/h (Section)	L1980	L1800	L1600	L1400	L1200	L1000	L800	L600
	(BAR#)	Driver	Margin (DT-W)	Last 600m	Fastest Section (Time)	Start - 1800	1800 - 1600	1600 - 1400	1400 - 1200	1200 - 1000	1000 - 800	800 - 600	600 - 400
1	3	The Lazarus Effect	2:20.28	0:27.94	56.0 (1980 - 1800)	2:20.28	2:08.68 [1]	1:53.86 [1]	1:38.81 [1]	1:24.87 [1]	1:10.21 [1]	0:55.22 [1]	0:41.07 [1]
	(3)	R J Butt		0:41.07	1980 - 1800 (0:11.60)	(0:11.60)	(0:14.82)	(0:15.05)	(0:13.94)	(0:14.66)	(0:14.99)	(0:14.15)	(0:13.84)
2	1	Here's Herbie	2:20.76	0:28.24	54.9 (1980 - 1800)	2:20.76	2:08.86 [3]	1:54.03 [2]	1:38.97 [3]	1:25.04 [3]	1:10.35 [3]	0:55.43 [3]	0:41.28 [3]
	(1)	J F Curtin	2.7L (+0)	0:41.28	1980 - 1800 (0:11.90)	(0:11.90)	(0:14.83)	(0:15.06)	(0:13.93)	(0:14.69)	(0:14.92)	(0:14.15)	(0:13.94)
3	11	Arthur Shelby	2:22.23	0:28.85	54.5 (1400-1200)	2:22.23	2:09.91 [6]	1:54.91 [4]	1:40.18 [2]	1:26.66 [2]	1:12.00 [2]	0:57.10 [2]	0:42.93 [2]
	(11)	S W Hill	11.1L (+18)	0:42.93	1980 - 1800 (0:12.32)	(0:12.32)	(0:15.00)	(0:14.73)	(0:13.52)	(0:14.66)	(0:14.90)	(0:14.17)	(0:14.02)
4	10	Double Time	2:22.23	0:28.58	54.8 (1980 - 1800)	2:22.23	2:10.05 [5]	1:55.16 [5]	1:40.13 [5]	1:26.18 [5]	1:11.49 [5]	0:56.56 [4]	0:42.45 [4]
	(10)	John R Dunn	11.2L (+4)	0:42.45	1980 - 1800 (0:12.18)	(0:12.18)	(0:14.89)	(0:15.03)	(0:13.95)	(0:14.69)	(0:14.93)	(0:14.11)	(0:14.08)
5	8	Harrison John	2:22.26	0:30.29	55.3 (400-200)	2:22.26	2:09.20 [13]	1:53.48 [13]	1:38.66 [13]	1:24.56 [13]	1:09.99 [13]	0:55.05 [13]	0:41.03 [12]
	(8)	B N Orange	11.3L (+28)	0:41.03	1980 - 1800 (0:13.06)	(0:13.06)	(0:15.72)	(0:14.82)	(0:14.10)	(0:14.57)	(0:14.94)	(0:14.02)	(0:14.04)
6	7	Built For Glory	2:22.34	0:29.25	52.9 (400-200)	2:22.34	2:09.71 [8]	1:54.62 [8]	1:39.81 [8]	1:25.64 [8]	1:11.06 [8]	0:56.11 [8]	0:41.94 [7]
	(7)	T M Williams	11.8L (+16)	0:41.94	1980 - 1800 (0:12.63)	(0:12.63)	(0:15.09)	(0:14.81)	(0:14.17)	(0:14.58)	(0:14.95)	(0:14.17)	(0:14.14)
7	12	Rock Band	2:22.49	0:28.89	54.2 (1980 - 1800)	2:22.49	2:09.94 [7]	1:55.11 [7]	1:40.09 [7]	1:26.15 [7]	1:11.47 [7]	0:56.51 [7]	0:42.38 [5]
	(12)	G W Dixon	12.6L (+0)	0:42.38	1980 - 1800 (0:12.55)	(0:12.55)	(0:14.83)	(0:15.02)	(0:13.94)	(0:14.68)	(0:14.96)	(0:14.13)	(0:14.14)
8	14	The Big Lebowski	2:22.84	0:29.57	53.7 (400-200)	2:22.84	2:09.95 [10]	1:54.78 [10]	1:39.96 [9]	1:25.83 [9]	1:11.21 [9]	0:56.31 [9]	0:42.16 [8]
	(14)	Mark Purdon	14.7L (+25)	0:42.16	1980 - 1800 (0:12.89)	(0:12.89)	(0:15.17)	(0:14.82)	(0:14.13)	(0:14.62)	(0:14.90)	(0:14.15)	(0:14.28)
9	6	Miki Bennett	2:22.99	0:29.93	53.4 (600-400)	2:22.99	2:10.26 [12]	1:54.56 [12]	1:39.72 [11]	1:25.63 [11]	1:11.03 [11]	0:56.11 [11]	0:42.02 [9]
	(6)	T S Chmiel	15.5L (+17)	0:42.02	1980 - 1800 (0:12.73)	(0:12.73)	(0:15.70)	(0:14.84)	(0:14.09)	(0:14.60)	(0:14.92)	(0:14.09)	(0:14.04)
10	9	Smoke On The Water	2:23.14	0:29.85	53.5 (600-400)	2:23.14	2:09.90 [11]	1:54.77 [11]	1:40.05 [11]	1:25.78 [12]	1:11.13 [12]	0:56.18 [12]	0:41.92 [13]
	(9)	M J Williamson	16.4L (+7)	0:41.92	1980 - 1800 (0:13.24)	(0:13.24)	(0:15.13)	(0:14.72)	(0:14.27)	(0:14.65)	(0:14.95)	(0:14.26)	(0:14.15)

[] Position in running at each section and finish
 TAB# Saddle cloth number
 -:-:- No data available at this section
 BAR# Barrier/Gate Position
 NA No data available
 DNF Did not finish
 DNT Did not track
 DT-W Distance travelled compared to winner in metres

Fastest split
 Fastest section



NZ Metropolitan Trotting Club Inc Harness
Race 13: ROAD METALS MOBILE PACE - 1980m

14 November 2025 - 8:35PM



Weather: Raining

Field Times (Race Tempo) 2:20.28 (0:11.60) 2:08.68 (0:14.82) 1:53.86 (0:15.06) 1:38.80 (0:13.94) 1:24.86 (0:14.66) 1:10.21 (0:14.99) 0:55.22 (0:14.14) 0:41.07 (0:13.85)

Rank	TAB#	Horse	Overall Time	First 400m	Top Speed km/h (Section)	L1980	L1800	L1600	L1400	L1200	L1000	L800	L600
	(BAR#)	Driver	Margin (DT-W)	Last 600m	Fastest Section (Time)	Start - 1800	1800 - 1600	1600 - 1400	1400 - 1200	1200 - 1000	1000 - 800	800 - 600	600 - 400
11	2	Tabasco	2:23.48	0:28.54	53.8 (1980 - 1800)	2:23.48	2:11.45 [4]	1:56.47 [6]	1:41.36 [6]	1:27.17 [6]	1:12.57 [6]	0:57.62 [6]	0:43.42 [6]
	(2)	Brad Williamson	18.3L (+22)	0:43.42	1980 - 1800 (0:12.03)	(0:12.03)	(0:14.98)	(0:15.11)	(0:14.19)	(0:14.60)	(0:14.95)	(0:14.20)	(0:14.45)
12	4	Magician	2:24.00	0:29.27	51.9 (600-400)	2:24.00	2:11.38 [9]	1:56.24 [9]	1:41.25 [10]	1:26.95 [10]	1:12.29 [10]	0:57.35 [10]	0:43.10 [11]
	(4)	C J Dalgety	21.3L (+3)	0:43.10	1980 - 1800 (0:12.62)	(0:12.62)	(0:15.14)	(0:14.99)	(0:14.30)	(0:14.66)	(0:14.94)	(0:14.25)	(0:14.29)
13	5	Step It Up A Notch	2:25.97	0:28.21	55.0 (1980 - 1800)	2:25.97	2:14.18 [2]	1:59.29 [3]	1:44.16 [4]	1:29.98 [4]	1:15.36 [4]	1:00.39 [5]	0:46.07 [10]
	(5)	S J Ottley	32.5L (+22)	0:46.07	1980 - 1800 (0:11.79)	(0:11.79)	(0:14.89)	(0:15.13)	(0:14.18)	(0:14.62)	(0:14.97)	(0:14.32)	(0:15.20)
14	13	South Seas Rock	2:40.90	0:37.17	49.2 (400-200)	2:40.90	2:21.03 [14]	2:05.30 [14]	1:49.83 [14]	1:34.44 [14]	1:18.19 [14]	1:02.20 [14]	0:46.45 [14]
	(13)	H V Douglas	117.8L (-2)	0:46.45	400-200 (0:15.04)	(0:19.87)	(0:15.73)	(0:15.47)	(0:15.39)	(0:16.25)	(0:15.99)	(0:15.75)	(0:16.07)

- [] Position in running at each section and finish TAB# Saddle cloth number
- :-:- No data available at this section BAR# Barrier/Gate Position
- NA No data available DNF Did not finish
- DNT Did not track DT-W Distance travelled compared to winner in metres

- Fastest split
- Fastest section



NZ Metropolitan Trotting Club Inc Harness
Race 13: ROAD METALS MOBILE PACE - 1980m

14 November 2025 - 8:35PM



Weather: Raining

Field Times 0:27.23 0:13.85
(Race Tempo) (0:13.38) (0:13.85)

Rank	TAB#	Horse	Overall Time	First 400m	Top Speed km/h (Section)	L400	L200						
	(BAR#)	Driver	Margin (DT-W)	Last 600m	Fastest Section (Time)	400 - 200	200 - Finish						
1	3	The Lazarus Effect	2:20.28	0:27.94	56.0 (1980 - 1800)	0:27.23 [1]	0:13.85 [1]						
	(3)	R J Butt		0:41.07	1980 - 1800 (0:11.60)	(0:13.38)	(0:13.85)						
2	1	Here's Herbie	2:20.76	0:28.24	54.9 (1980 - 1800)	0:27.34 [2]	0:13.93 [2]						
	(1)	J F Curtin	2.7L (+0)	0:41.28	1980 - 1800 (0:11.90)	(0:13.41)	(0:13.93)						
3	11	Arthur Shelby	2:22.23	0:28.85	54.5 (1400-1200)	0:28.91 [3]	0:14.78 [3]						
	(11)	S W Hill	11.1L (+18)	0:42.93	1980 - 1800 (0:12.32)	(0:14.13)	(0:14.78)						
4	10	Double Time	2:22.23	0:28.58	54.8 (1980 - 1800)	0:28.37 [4]	0:14.32 [3]						
	(10)	John R Dunn	11.2L (+4)	0:42.45	1980 - 1800 (0:12.18)	(0:14.05)	(0:14.32)						
5	8	Harrison John	2:22.26	0:30.29	55.3 (400-200)	0:26.99 [8]	0:13.27 [5]						
	(8)	B N Orange	11.3L (+28)	0:41.03	1980 - 1800 (0:13.06)	(0:13.72)	(0:13.27)						
6	7	Built For Glory	2:22.34	0:29.25	52.9 (400-200)	0:27.80 [6]	0:13.82 [6]						
	(7)	T M Williams	11.8L (+16)	0:41.94	1980 - 1800 (0:12.63)	(0:13.98)	(0:13.82)						
7	12	Rock Band	2:22.49	0:28.89	54.2 (1980 - 1800)	0:28.24 [5]	0:14.13 [7]						
	(12)	G W Dixon	12.6L (+0)	0:42.38	1980 - 1800 (0:12.55)	(0:14.11)	(0:14.13)						
8	14	The Big Lebowski	2:22.84	0:29.57	53.7 (400-200)	0:27.88 [7]	0:13.91 [8]						
	(14)	Mark Purdon	14.7L (+25)	0:42.16	1980 - 1800 (0:12.89)	(0:13.97)	(0:13.91)						
9	6	Miki Bennett	2:22.99	0:29.93	53.4 (600-400)	0:27.98 [10]	0:13.96 [9]						
	(6)	T S Chmiel	15.5L (+17)	0:42.02	1980 - 1800 (0:12.73)	(0:14.02)	(0:13.96)						
10	9	Smoke On The Water	2:23.14	0:29.85	53.5 (600-400)	0:27.77 [11]	0:13.76 [10]						
	(9)	M J Williamson	16.4L (+7)	0:41.92	1980 - 1800 (0:13.24)	(0:14.01)	(0:13.76)						

- [] Position in running at each section and finish TAB# Saddle cloth number
- :-:- No data available at this section BAR# Barrier/Gate Position
- NA No data available DNF Did not finish
- DNT Did not track DT-W Distance travelled compared to winner in metres

- Fastest split
- Fastest section



NZ Metropolitan Trotting Club Inc Harness
Race 13: ROAD METALS MOBILE PACE - 1980m

14 November 2025 - 8:35PM



Weather: Raining

Field Times 0:27.23 0:13.85
(Race Tempo) (0:13.38) (0:13.85)

Rank	TAB#	Horse	Overall Time	First 400m	Top Speed km/h (Section)	L400	L200						
	(BAR#)	Driver	Margin (DT-W)	Last 600m	Fastest Section (Time)	400 - 200	200 - Finish						
11	2	Tabasco	2:23.48	0:28.54	53.8 (1980 - 1800)	0:28.97 [9]	0:14.46 [11]						
	(2)	Brad Williamson	18.3L (+22)	0:43.42	1980 - 1800 (0:12.03)	(0:14.51)	(0:14.46)						
12	4	Magician	2:24.00	0:29.27	51.9 (600-400)	0:28.81 [12]	0:14.40 [12]						
	(4)	C J Dalgety	21.3L (+3)	0:43.10	1980 - 1800 (0:12.62)	(0:14.41)	(0:14.40)						
13	5	Step It Up A Notch	2:25.97	0:28.21	55.0 (1980 - 1800)	0:30.87 [13]	0:15.57 [13]						
	(5)	S J Ottley	32.5L (+22)	0:46.07	1980 - 1800 (0:11.79)	(0:15.30)	(0:15.57)						
14	13	South Seas Rock	2:40.90	0:37.17	49.2 (400-200)	0:30.38 [14]	0:15.34 [14]						
	(13)	H V Douglas	117.8L (-2)	0:46.45	400-200 (0:15.04)	(0:15.04)	(0:15.34)						

- [] Position in running at each section and finish TAB# Saddle cloth number
- :-:- No data available at this section BAR# Barrier/Gate Position
- NA No data available DNF Did not finish
- DNT Did not track DT-W Distance travelled compared to winner in metres

- Fastest split
- Fastest section

Horse/Jockey Name	The Lazarus Effect/R J Butt
Finish Rank	1
Fastest Section Time (Section)	0:11.60 (1980 - 1800)
Top Speed [km/h] (Section)	56.0 (1980 - 1800)
Race State	Finished



NZ Metropolitan Trotting Club Inc Harness

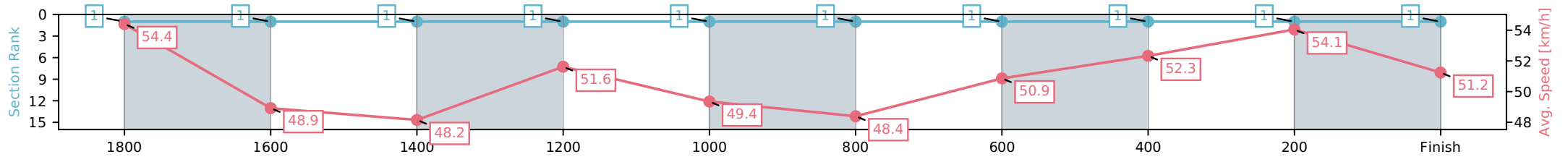
Race 13: ROAD METALS MOBILE PACE - 1980m

14 November 2025 - 8:35PM

Weather: Raining



Section	L1980	L1800	L1600	L1400	L1200	L1000	L800	L600	L400	L200
Section Times	2:20.28 (0:11.60)	2:08.68 [1] (0:14.82)	1:53.86 [1] (0:15.05)	1:38.81 [1] (0:13.94)	1:24.87 [1] (0:14.66)	1:10.21 [1] (0:14.99)	0:55.22 [1] (0:14.15)	0:41.07 [1] (0:13.84)	0:27.23 [1] (0:13.38)	0:13.85 [1] (0:13.85)
Average Speed [km/h]	54.4	48.9	48.2	51.6	49.4	48.4	50.9	52.3	54.1	51.2
Top Speed [km/h]	56.0	51.8	49.6	53.1	51.0	50.6	51.4	54.3	55.2	53.5
Avg. Dist. to Rail [m]	4.2	1.2	0.9	2.2	0.7	1.0	1.2	0.8	1.1	3.7



[] Ranking at each section and finish
 -:-:- No data available at this section
 NA No data available

Horse/Jockey Name	Here's Herbie/J F Curtin
Finish Rank	2
Fastest Section Time (Section)	0:11.90 (1980 - 1800)
Top Speed [km/h] (Section)	54.9 (1980 - 1800)
Race State	Finished



NZ Metropolitan Trotting Club Inc Harness

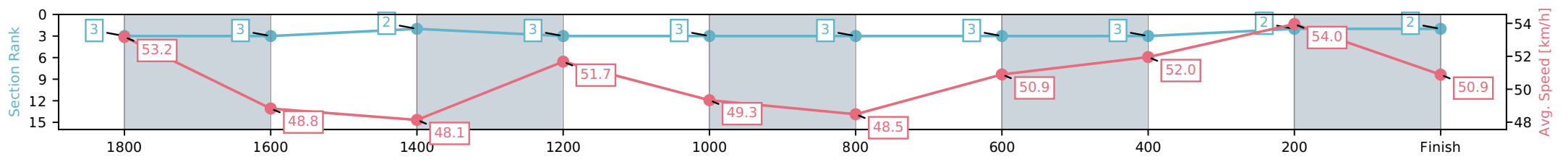
Race 13: ROAD METALS MOBILE PACE - 1980m



14 November 2025 - 8:35PM

Weather: Raining

Section	L1980	L1800	L1600	L1400	L1200	L1000	L800	L600	L400	L200
Section Times	2:20.76 (0:11.90)	2:08.86 [3] (0:14.83)	1:54.03 [2] (0:15.06)	1:38.97 [3] (0:13.93)	1:25.04 [3] (0:14.69)	1:10.35 [3] (0:14.92)	0:55.43 [3] (0:14.15)	0:41.28 [3] (0:13.94)	0:27.34 [2] (0:13.41)	0:13.93 [2] (0:13.93)
Average Speed [km/h]	53.2	48.8	48.1	51.7	49.3	48.5	50.9	52.0	54.0	50.9
Top Speed [km/h]	54.9	50.8	49.6	53.6	50.5	50.8	51.3	53.7	54.3	54.4
Avg. Dist. to Rail [m]	1.6	1.1	1.0	2.5	0.8	0.7	1.0	0.8	1.1	2.3



[] Ranking at each section and finish
 -:-:- No data available at this section
 NA No data available

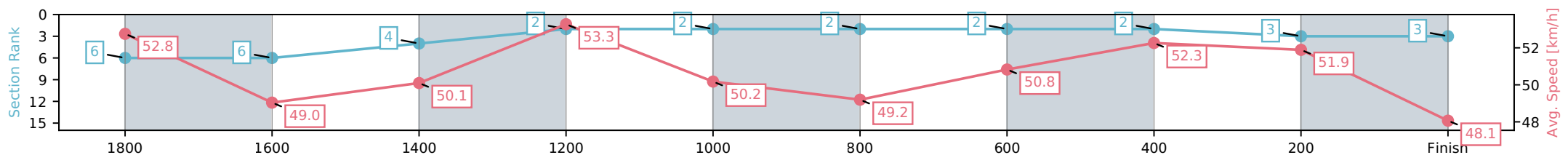
Horse/Jockey Name	Arthur Shelby/S W Hill
Finish Rank	3
Fastest Section Time (Section)	0:12.32 (1980 - 1800)
Top Speed [km/h] (Section)	54.5 (1400-1200)
Race State	Finished



NZ Metropolitan Trotting Club Inc Harness
 Race 13: ROAD METALS MOBILE PACE - 1980m
 14 November 2025 - 8:35PM
 Weather: Raining



Section	L1980	L1800	L1600	L1400	L1200	L1000	L800	L600	L400	L200
Section Times	2:22.23 (0:12.32)	2:09.91 [6] (0:15.00)	1:54.91 [4] (0:14.73)	1:40.18 [2] (0:13.52)	1:26.66 [2] (0:14.66)	1:12.00 [2] (0:14.90)	0:57.10 [2] (0:14.17)	0:42.93 [2] (0:14.02)	0:28.91 [3] (0:14.13)	0:14.78 [3] (0:14.78)
Average Speed [km/h]	52.8	49.0	50.1	53.3	50.2	49.2	50.8	52.3	51.9	48.1
Top Speed [km/h]	54.2	50.6	54.4	54.5	51.6	50.8	51.2	53.5	53.4	50.4
Avg. Dist. to Rail [m]	3.7	3.2	3.5	5.8	2.7	2.4	2.6	2.4	2.9	4.8



[] Ranking at each section and finish
 -:-:- No data available at this section
 NA No data available

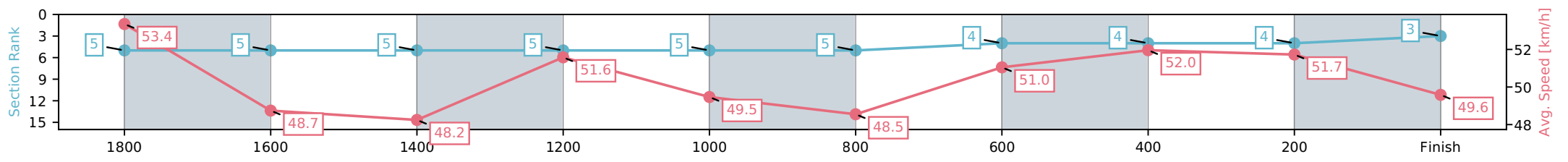
Horse/Jockey Name	Double Time/John R Dunn
Finish Rank	4
Fastest Section Time (Section)	0:12.18 (1980 - 1800)
Top Speed [km/h] (Section)	54.8 (1980 - 1800)
Race State	Finished



NZ Metropolitan Trotting Club Inc Harness
 Race 13: ROAD METALS MOBILE PACE - 1980m
 14 November 2025 - 8:35PM
 Weather: Raining



Section	L1980	L1800	L1600	L1400	L1200	L1000	L800	L600	L400	L200
Section Times	2:22.23 (0:12.18)	2:10.05 [5] (0:14.89)	1:55.16 [5] (0:15.03)	1:40.13 [5] (0:13.95)	1:26.18 [5] (0:14.69)	1:11.49 [5] (0:14.93)	0:56.56 [4] (0:14.11)	0:42.45 [4] (0:14.08)	0:28.37 [4] (0:14.05)	0:14.32 [3] (0:14.32)
Average Speed [km/h]	53.4	48.7	48.2	51.6	49.5	48.5	51.0	52.0	51.7	49.6
Top Speed [km/h]	54.8	50.8	49.5	52.8	50.8	50.7	51.7	52.3	52.5	51.1
Avg. Dist. to Rail [m]	1.6	1.3	1.1	2.7	1.1	0.9	1.4	2.1	1.7	3.2



[] Ranking at each section and finish
 -:-:- No data available at this section
 NA No data available

Horse/Jockey Name	Harrison John/B N Orange
Finish Rank	5
Fastest Section Time (Section)	0:13.06 (1980 - 1800)
Top Speed [km/h] (Section)	55.3 (400-200)
Race State	Finished



NZ Metropolitan Trotting Club Inc Harness

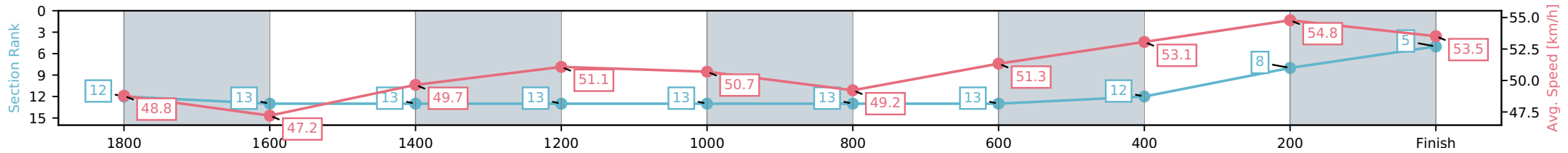
Race 13: ROAD METALS MOBILE PACE - 1980m

14 November 2025 - 8:35PM

Weather: Raining



Section	L1980	L1800	L1600	L1400	L1200	L1000	L800	L600	L400	L200
Section Times	2:22.26 (0:13.06)	2:09.20 [13] (0:15.72)	1:53.48 [13] (0:14.82)	1:38.66 [13] (0:14.10)	1:24.56 [13] (0:14.57)	1:09.99 [13] (0:14.94)	0:55.05 [13] (0:14.02)	0:41.03 [12] (0:14.04)	0:26.99 [8] (0:13.72)	0:13.27 [5] (0:13.27)
Average Speed [km/h]	48.8	47.2	49.7	51.1	50.7	49.2	51.3	53.1	54.8	53.5
Top Speed [km/h]	49.3	49.2	51.2	51.9	51.4	51.1	52.3	54.1	55.3	55.1
Avg. Dist. to Rail [m]	12.3	5.2	3.0	5.1	3.2	2.8	3.3	4.6	6.6	8.9



- [] Ranking at each section and finish
- :-:- No data available at this section
- NA No data available

Horse/Jockey Name	Built For Glory/T M Williams
Finish Rank	6
Fastest Section Time (Section)	0:12.63 (1980 - 1800)
Top Speed [km/h] (Section)	52.9 (400-200)
Race State	Finished



NZ Metropolitan Trotting Club Inc Harness

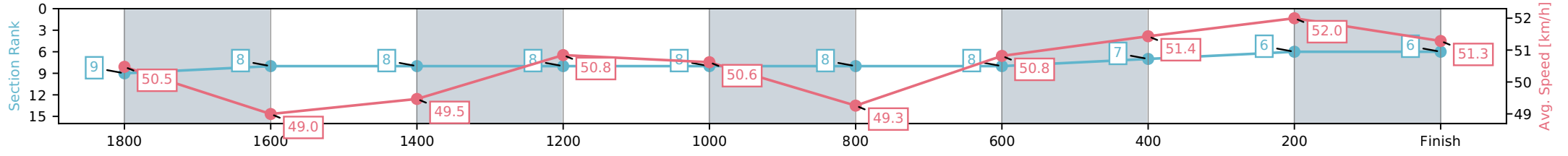
Race 13: ROAD METALS MOBILE PACE - 1980m

14 November 2025 - 8:35PM

Weather: Raining



Section	L1980	L1800	L1600	L1400	L1200	L1000	L800	L600	L400	L200
Section Times	2:22.34 (0:12.63)	2:09.71 [8] (0:15.09)	1:54.62 [8] (0:14.81)	1:39.81 [8] (0:14.17)	1:25.64 [8] (0:14.58)	1:11.06 [8] (0:14.95)	0:56.11 [8] (0:14.17)	0:41.94 [7] (0:14.14)	0:27.80 [6] (0:13.98)	0:13.82 [6] (0:13.82)
Average Speed [km/h]	50.5	49.0	49.5	50.8	50.6	49.3	50.8	51.4	52.0	51.3
Top Speed [km/h]	51.6	51.4	51.1	51.6	51.7	51.8	51.7	52.1	52.9	52.6
Avg. Dist. to Rail [m]	10.2	4.7	2.4	4.7	3.1	3.1	3.7	1.9	1.9	5.8



[] Ranking at each section and finish
 -:-:- No data available at this section
 NA No data available

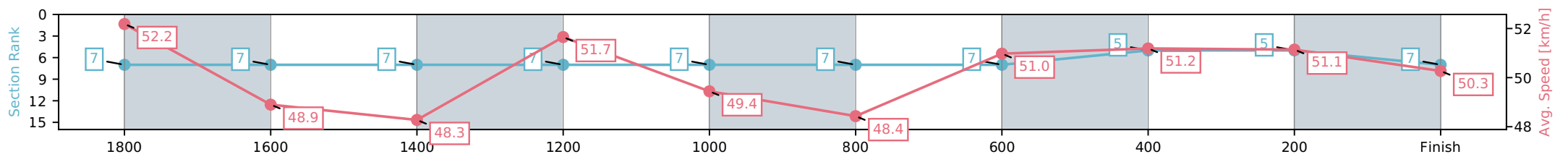
Horse/Jockey Name	Rock Band/G W Dixon
Finish Rank	7
Fastest Section Time (Section)	0:12.55 (1980 - 1800)
Top Speed [km/h] (Section)	54.2 (1980 - 1800)
Race State	Finished



NZ Metropolitan Trotting Club Inc Harness
 Race 13: ROAD METALS MOBILE PACE - 1980m
 14 November 2025 - 8:35PM
 Weather: Raining



Section	L1980	L1800	L1600	L1400	L1200	L1000	L800	L600	L400	L200
Section Times	2:22.49 (0:12.55)	2:09.94 [7] (0:14.83)	1:55.11 [7] (0:15.02)	1:40.09 [7] (0:13.94)	1:26.15 [7] (0:14.68)	1:11.47 [7] (0:14.96)	0:56.51 [7] (0:14.13)	0:42.38 [5] (0:14.14)	0:28.24 [5] (0:14.11)	0:14.13 [7] (0:14.13)
Average Speed [km/h]	52.2	48.9	48.3	51.7	49.4	48.4	51.0	51.2	51.1	50.3
Top Speed [km/h]	54.2	51.6	49.4	52.9	50.8	50.8	51.7	52.7	52.3	52.4
Avg. Dist. to Rail [m]	3.6	1.1	1.1	2.7	1.0	0.9	1.2	0.9	0.7	1.4



- [] Ranking at each section and finish
- :-:- No data available at this section
- NA No data available

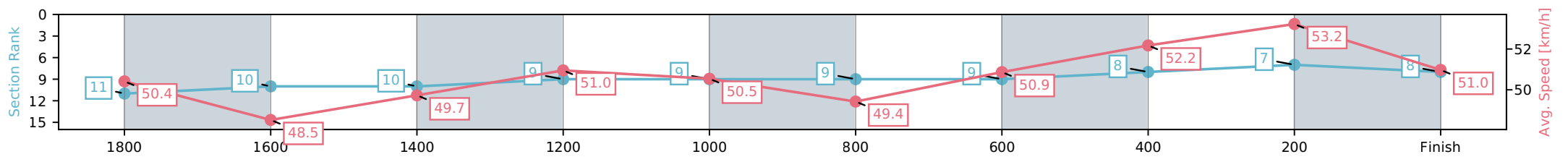
Horse/Jockey Name	The Big Lebowski/Mark Purdon
Finish Rank	8
Fastest Section Time (Section)	0:12.89 (1980 - 1800)
Top Speed [km/h] (Section)	53.7 (400-200)
Race State	Finished



NZ Metropolitan Trotting Club Inc Harness
 Race 13: ROAD METALS MOBILE PACE - 1980m
 14 November 2025 - 8:35PM
 Weather: Raining



Section	L1980	L1800	L1600	L1400	L1200	L1000	L800	L600	L400	L200
Section Times	2:22.84 (0:12.89)	2:09.95 [10] (0:15.17)	1:54.78 [10] (0:14.82)	1:39.96 [9] (0:14.13)	1:25.83 [9] (0:14.62)	1:11.21 [9] (0:14.90)	0:56.31 [9] (0:14.15)	0:42.16 [8] (0:14.28)	0:27.88 [7] (0:13.97)	0:13.91 [8] (0:13.91)
Average Speed [km/h]	50.4	48.5	49.7	51.0	50.5	49.4	50.9	52.2	53.2	51.0
Top Speed [km/h]	51.3	49.2	51.6	51.6	51.1	51.3	51.7	52.8	53.7	53.6
Avg. Dist. to Rail [m]	6.2	3.3	3.2	5.3	3.2	2.9	3.6	4.6	5.0	7.3



[] Ranking at each section and finish
 -:-:- No data available at this section
 NA No data available

Horse/Jockey Name	Miki Bennett/T S Chmiel
Finish Rank	9
Fastest Section Time (Section)	0:12.73 (1980 - 1800)
Top Speed [km/h] (Section)	53.4 (600-400)
Race State	Finished



NZ Metropolitan Trotting Club Inc Harness

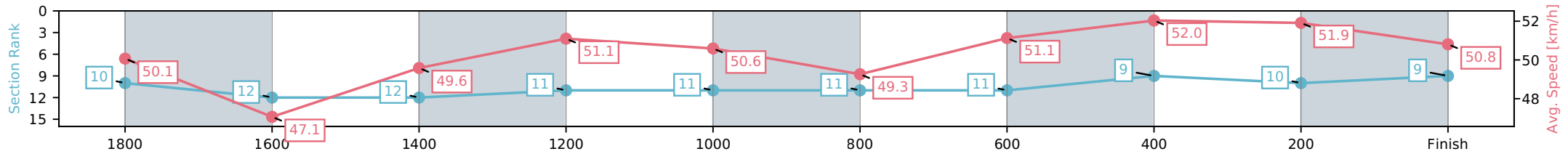
Race 13: ROAD METALS MOBILE PACE - 1980m

14 November 2025 - 8:35PM

Weather: Raining



Section	L1980	L1800	L1600	L1400	L1200	L1000	L800	L600	L400	L200
Section Times	2:22.99 (0:12.73)	2:10.26 [12] (0:15.70)	1:54.56 [12] (0:14.84)	1:39.72 [11] (0:14.09)	1:25.63 [11] (0:14.60)	1:11.03 [11] (0:14.92)	0:56.11 [11] (0:14.09)	0:42.02 [9] (0:14.04)	0:27.98 [10] (0:14.02)	0:13.96 [9] (0:13.96)
Average Speed [km/h]	50.1	47.1	49.6	51.1	50.6	49.3	51.1	52.0	51.9	50.8
Top Speed [km/h]	51.3	49.5	51.3	51.6	51.1	51.1	52.0	53.4	52.5	52.2
Avg. Dist. to Rail [m]	8.3	4.2	2.9	4.9	3.1	2.7	3.1	2.4	1.6	3.7



- [] Ranking at each section and finish
- :-:- No data available at this section
- NA No data available

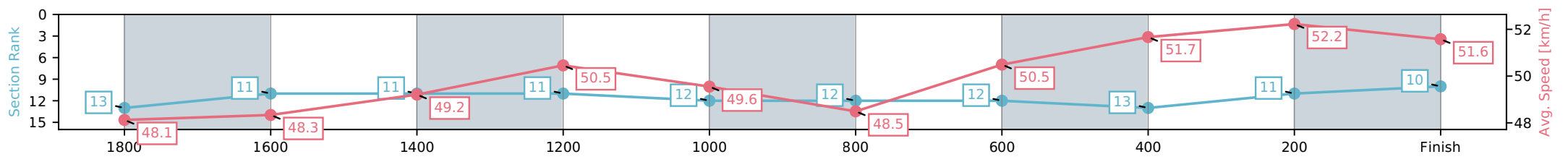
Horse/Jockey Name	Smoke On The Water/M J Williamson
Finish Rank	10
Fastest Section Time (Section)	0:13.24 (1980 - 1800)
Top Speed [km/h] (Section)	53.5 (600-400)
Race State	Finished



NZ Metropolitan Trotting Club Inc Harness
 Race 13: ROAD METALS MOBILE PACE - 1980m
 14 November 2025 - 8:35PM
 Weather: Raining



Section	L1980	L1800	L1600	L1400	L1200	L1000	L800	L600	L400	L200
Section Times	2:23.14 (0:13.24)	2:09.90 [11] (0:15.13)	1:54.77 [11] (0:14.72)	1:40.05 [11] (0:14.27)	1:25.78 [12] (0:14.65)	1:11.13 [12] (0:14.95)	0:56.18 [12] (0:14.26)	0:41.92 [13] (0:14.15)	0:27.77 [11] (0:14.01)	0:13.76 [10] (0:13.76)
Average Speed [km/h]	48.1	48.3	49.2	50.5	49.6	48.5	50.5	51.7	52.2	51.6
Top Speed [km/h]	49.5	50.9	49.7	51.3	50.4	50.1	51.2	53.5	53.3	52.3
Avg. Dist. to Rail [m]	14.7	4.2	1.0	2.9	1.1	1.0	1.6	2.2	2.6	2.9



- [] Ranking at each section and finish
- :-:- No data available at this section
- NA No data available

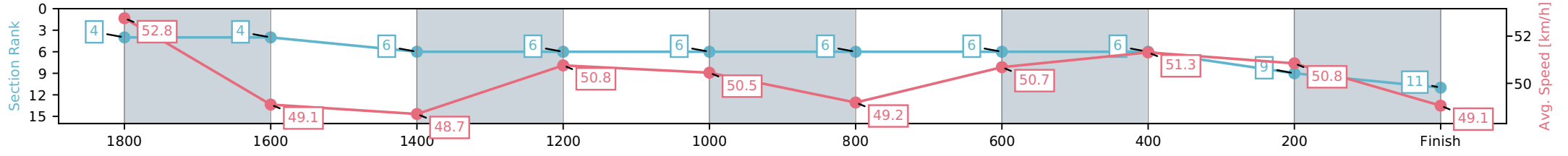
Horse/Jockey Name	Tabasco/Brad Williamson
Finish Rank	11
Fastest Section Time (Section)	0:12.03 (1980 - 1800)
Top Speed [km/h] (Section)	53.8 (1980 - 1800)
Race State	Finished



NZ Metropolitan Trotting Club Inc Harness
 Race 13: ROAD METALS MOBILE PACE - 1980m
 14 November 2025 - 8:35PM
 Weather: Raining



Section	L1980	L1800	L1600	L1400	L1200	L1000	L800	L600	L400	L200
Section Times	2:23.48 (0:12.03)	2:11.45 [4] (0:14.98)	1:56.47 [6] (0:15.11)	1:41.36 [6] (0:14.19)	1:27.17 [6] (0:14.60)	1:12.57 [6] (0:14.95)	0:57.62 [6] (0:14.20)	0:43.42 [6] (0:14.45)	0:28.97 [9] (0:14.51)	0:14.46 [11] (0:14.46)
Average Speed [km/h]	52.8	49.1	48.7	50.8	50.5	49.2	50.7	51.3	50.8	49.1
Top Speed [km/h]	53.8	50.9	49.1	51.4	51.2	51.2	51.2	51.6	51.3	50.5
Avg. Dist. to Rail [m]	3.6	3.1	2.9	4.7	2.9	2.6	3.4	4.2	3.7	5.6



[] Ranking at each section and finish
 -:-:- No data available at this section
 NA No data available

Horse/Jockey Name	Magician/C J Dalgety
Finish Rank	12
Fastest Section Time (Section)	0:12.62 (1980 - 1800)
Top Speed [km/h] (Section)	51.9 (600-400)
Race State	Finished



NZ Metropolitan Trotting Club Inc Harness

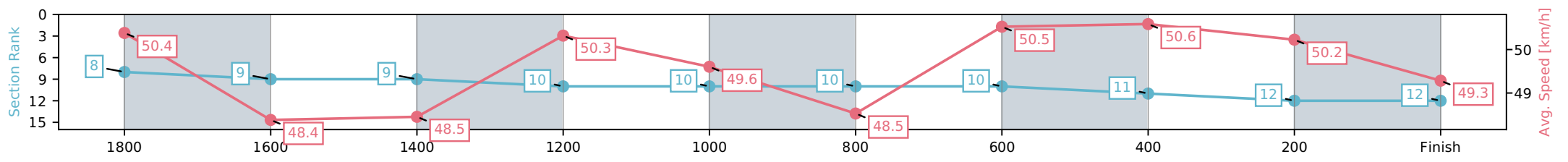
Race 13: ROAD METALS MOBILE PACE - 1980m



14 November 2025 - 8:35PM

Weather: Raining

Section	L1980	L1800	L1600	L1400	L1200	L1000	L800	L600	L400	L200
Section Times	2:24.00 (0:12.62)	2:11.38 [9] (0:15.14)	1:56.24 [9] (0:14.99)	1:41.25 [10] (0:14.30)	1:26.95 [10] (0:14.66)	1:12.29 [10] (0:14.94)	0:57.35 [10] (0:14.25)	0:43.10 [11] (0:14.29)	0:28.81 [12] (0:14.41)	0:14.40 [12] (0:14.40)
Average Speed [km/h]	50.4	48.4	48.5	50.3	49.6	48.5	50.5	50.6	50.2	49.3
Top Speed [km/h]	51.0	49.2	49.1	50.9	50.4	50.4	50.9	51.9	51.7	51.6
Avg. Dist. to Rail [m]	6.2	3.0	1.3	3.0	1.2	1.1	1.7	0.9	1.1	2.8



- [] Ranking at each section and finish
- :-:- No data available at this section
- NA No data available

Horse/Jockey Name	Step It Up A Notch/S J Ottley
Finish Rank	13
Fastest Section Time (Section)	0:11.79 (1980 - 1800)
Top Speed [km/h] (Section)	55.0 (1980 - 1800)
Race State	Finished



NZ Metropolitan Trotting Club Inc Harness

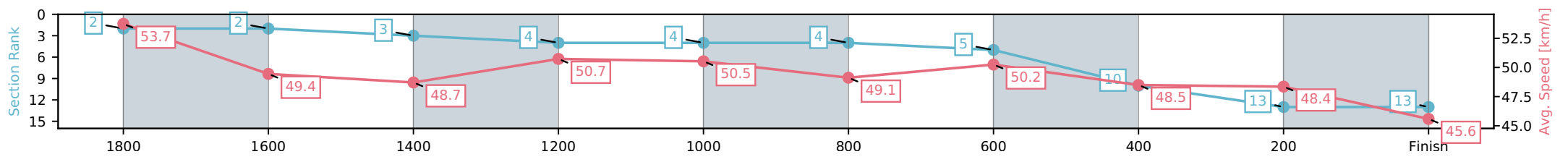
Race 13: ROAD METALS MOBILE PACE - 1980m



14 November 2025 - 8:35PM

Weather: Raining

Section	L1980	L1800	L1600	L1400	L1200	L1000	L800	L600	L400	L200
Section Times	2:25.97 (0:11.79)	2:14.18 [2] (0:14.89)	1:59.29 [3] (0:15.13)	1:44.16 [4] (0:14.18)	1:29.98 [4] (0:14.62)	1:15.36 [4] (0:14.97)	1:00.39 [5] (0:14.32)	0:46.07 [10] (0:15.20)	0:30.87 [13] (0:15.30)	0:15.57 [13] (0:15.57)
Average Speed [km/h]	53.7	49.4	48.7	50.7	50.5	49.1	50.2	48.5	48.4	45.6
Top Speed [km/h]	55.0	52.2	49.0	51.4	51.2	50.5	51.0	49.0	48.8	47.7
Avg. Dist. to Rail [m]	7.0	3.5	3.2	4.8	3.1	2.8	3.1	3.3	4.4	7.8



- [] Ranking at each section and finish
- :-:- No data available at this section
- NA No data available

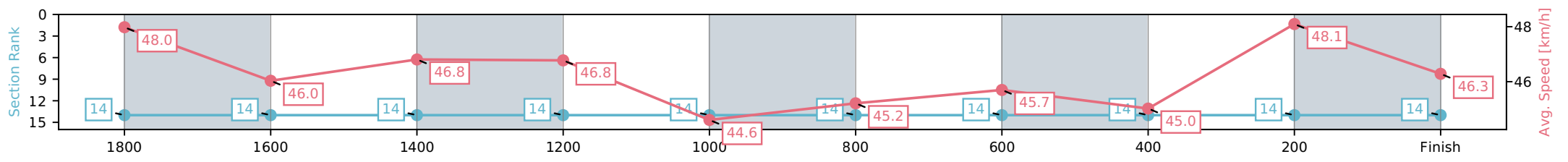
Horse/Jockey Name	South Seas Rock/H V Douglas
Finish Rank	14
Fastest Section Time (Section)	0:15.04 (400-200)
Top Speed [km/h] (Section)	49.2 (400-200)
Race State	Finished



NZ Metropolitan Trotting Club Inc Harness
 Race 13: ROAD METALS MOBILE PACE - 1980m
 14 November 2025 - 8:35PM
 Weather: Raining



Section	L1980	L1800	L1600	L1400	L1200	L1000	L800	L600	L400	L200
Section Times	2:40.90 (0:19.87)	2:21.03 [14] (0:15.73)	2:05.30 [14] (0:15.47)	1:49.83 [14] (0:15.39)	1:34.44 [14] (0:16.25)	1:18.19 [14] (0:15.99)	1:02.20 [14] (0:15.75)	0:46.45 [14] (0:16.07)	0:30.38 [14] (0:15.04)	0:15.34 [14] (0:15.34)
Average Speed [km/h]	48.0	46.0	46.8	46.8	44.6	45.2	45.7	45.0	48.1	46.3
Top Speed [km/h]	49.0	46.7	48.3	48.2	45.7	46.4	46.9	46.9	49.2	48.6
Avg. Dist. to Rail [m]	4.5	1.0	1.0	2.6	0.9	0.8	1.3	0.7	1.0	2.9



[] Ranking at each section and finish
 -:-:- No data available at this section
 NA No data available