



NZ Metropolitan Trotting Club Inc Harness

Race 1: CHRISTMAS AT ADDINGTON SPOTS STILL AVAILABLE MOBILE PACE - 1980m

21 November 2025 - 4:37PM



Weather: Cloudy

Field Times	2:24.30	2:12.54	1:58.22	1:43.44	1:28.64	1:13.53	0:58.12	0:42.84
(Race Tempo)	(0:11.76)	(0:14.32)	(0:14.77)	(0:14.80)	(0:15.11)	(0:15.41)	(0:15.27)	(0:14.93)

Rank	TAB#	Horse	Overall Time	First 400m	Top Speed km/h (Section)	L1980	L1800	L1600	L1400	L1200	L1000	L800	L600
	(BAR#)	Driver	Margin (DT-W)	Last 600m	Fastest Section (Time)	Start - 1800	1800 - 1600	1600 - 1400	1400 - 1200	1200 - 1000	1000 - 800	800 - 600	600 - 400
1	5	Brandi Snapp	2:24.30	0:28.61	54.7 (200-0)	2:24.30	2:12.24 [6]	1:57.24 [6]	1:42.14 [6]	1:27.52 [6]	1:12.55 [5]	0:57.29 [5]	0:42.16 [4]
	(5)	A G Herlihy MNZM		0:42.16	1980 - 1800 (0:12.06)	(0:12.06)	(0:15.00)	(0:15.10)	(0:14.62)	(0:14.97)	(0:15.26)	(0:15.13)	(0:14.87)
2	8	Patiro	2:24.70	0:27.54	54.3 (1980 - 1800)	2:24.70	2:12.72 [1]	1:58.62 [1]	1:43.85 [1]	1:29.05 [1]	1:13.93 [1]	0:58.52 [1]	0:43.25 [1]
	(8)	S W Hill	2.3L (-12)	0:43.25	1980 - 1800 (0:11.98)	(0:11.98)	(0:14.10)	(0:14.77)	(0:14.80)	(0:15.12)	(0:15.41)	(0:15.27)	(0:14.93)
3	9	Caloriefree	2:24.90	0:30.34	54.7 (400-200)	2:24.90	2:11.89 [12]	1:56.11 [10]	1:41.91 [9]	1:27.72 [9]	1:12.55 [10]	0:57.08 [10]	0:41.88 [10]
	(9)	J J Herbertson	3.4L (-3)	0:41.88	1980 - 1800 (0:13.01)	(0:13.01)	(0:15.78)	(0:14.20)	(0:14.19)	(0:15.17)	(0:15.47)	(0:15.20)	(0:14.78)
4	6	Flying Bird	2:24.90	0:27.75	55.7 (1980 - 1800)	2:24.90	2:13.15 [2]	1:58.68 [2]	1:43.70 [2]	1:28.88 [2]	1:13.79 [2]	0:58.40 [2]	0:43.12 [2]
	(6)	M J Williamson	3.4L (-19)	0:43.12	1980 - 1800 (0:11.75)	(0:11.75)	(0:14.47)	(0:14.98)	(0:14.82)	(0:15.09)	(0:15.39)	(0:15.28)	(0:14.88)
5	4	Seaside Pond	2:25.20	0:28.07	54.6 (1980 - 1800)	2:25.20	2:13.16 [3]	1:58.67 [3]	1:43.69 [3]	1:28.90 [3]	1:13.78 [4]	0:58.36 [4]	0:43.11 [5]
	(4)	J W Cox	5L (-17)	0:43.11	1980 - 1800 (0:12.04)	(0:12.04)	(0:14.49)	(0:14.98)	(0:14.79)	(0:15.12)	(0:15.42)	(0:15.25)	(0:14.93)
6	1	Crackle N Crunch	2:25.20	0:28.14	52.8 (200-0)	2:25.20	2:12.75 [4]	1:58.56 [4]	1:43.47 [5]	1:28.66 [5]	1:13.54 [6]	0:58.06 [6]	0:42.78 [7]
	(1)	G N Thornley	5.2L (-24)	0:42.78	1980 - 1800 (0:12.45)	(0:12.45)	(0:14.19)	(0:15.09)	(0:14.81)	(0:15.12)	(0:15.48)	(0:15.28)	(0:14.87)
7	10	Betterthanbabe	2:25.30	0:28.80	53.8 (200-0)	2:25.30	2:12.64 [7]	1:58.00 [7]	1:43.12 [7]	1:28.43 [7]	1:13.28 [8]	0:57.82 [8]	0:42.63 [9]
	(10)	W J House	5.6L (-17)	0:42.63	1980 - 1800 (0:12.66)	(0:12.66)	(0:14.64)	(0:14.88)	(0:14.69)	(0:15.15)	(0:15.46)	(0:15.19)	(0:15.04)
8	3	Troubleshooter	2:25.40	0:29.62	54.3 (400-200)	2:25.40	2:12.65 [10]	1:57.31 [11]	1:42.30 [11]	1:27.65 [11]	1:12.74 [11]	0:57.44 [11]	0:42.29 [11]
	(3)	G D O'Reilly	6.4L (+10)	0:42.29	1980 - 1800 (0:12.75)	(0:12.75)	(0:15.34)	(0:15.01)	(0:14.65)	(0:14.91)	(0:15.30)	(0:15.15)	(0:14.73)
9	7	Treasure Cove	2:25.40	0:28.31	54.1 (1980 - 1800)	2:25.40	2:13.38 [5]	1:58.64 [5]	1:43.53 [4]	1:28.92 [4]	1:13.95 [3]	0:58.70 [3]	0:43.58 [3]
	(7)	T S Chmiel	6.6L (-2)	0:43.58	1980 - 1800 (0:12.02)	(0:12.02)	(0:14.74)	(0:15.11)	(0:14.61)	(0:14.97)	(0:15.25)	(0:15.12)	(0:14.89)
10	13	Star On The Rocks	2:25.50	0:29.99	55.0 (200-0)	2:25.50	2:12.41 [11]	1:57.04 [12]	1:42.09 [12]	1:27.43 [12]	1:12.60 [12]	0:57.30 [12]	0:42.11 [12]
	(13)	S J Thornley	6.9L (-7)	0:42.11	1980 - 1800 (0:13.09)	(0:13.09)	(0:15.37)	(0:14.95)	(0:14.66)	(0:14.83)	(0:15.30)	(0:15.19)	(0:14.91)

Scratched: Rena (#11), Sweet Raine (#14)

Report Created: Fri 21 November 2025 (Note: Timing is based on positional data)

[] Position in running at each section and finish
 TAB# Saddle cloth number
 -:-:- No data available at this section
 BAR# Barrier/Gate Position
 NA No data available
 DNF Did not finish
 DNT Did not track
 DT-W Distance travelled compared to winner in metres

Fastest split
 Fastest section



NZ Metropolitan Trotting Club Inc Harness

Race 1: CHRISTMAS AT ADDINGTON SPOTS STILL AVAILABLE MOBILE PACE - 1980m

21 November 2025 - 4:37PM

Weather: Cloudy



Field Times	2:24.30	2:12.54	1:58.22	1:43.44	1:28.64	1:13.53	0:58.12	0:42.84
(Race Tempo)	(0:11.76)	(0:14.32)	(0:14.77)	(0:14.80)	(0:15.11)	(0:15.41)	(0:15.27)	(0:14.93)

Rank	TAB#	Horse	Overall Time	First 400m	Top Speed km/h (Section)	L1980	L1800	L1600	L1400	L1200	L1000	L800	L600
	(BAR#)	Driver	Margin (DT-W)	Last 600m	Fastest Section (Time)	Start - 1800	1800 - 1600	1600 - 1400	1400 - 1200	1200 - 1000	1000 - 800	800 - 600	600 - 400
11	2	Transonic	2:25.70	0:28.82	52.1 (400-200)	2:25.70	2:13.11 [8]	1:58.39 [8]	1:43.31 [8]	1:28.66 [8]	1:13.56 [7]	0:58.29 [7]	0:43.11 [6]
	(2)	T M Williams	8.2L (-2)	0:43.11	1980 - 1800 (0:12.59)	(0:12.59)	(0:14.72)	(0:15.08)	(0:14.65)	(0:15.10)	(0:15.27)	(0:15.18)	(0:14.62)
12	12	Dontelltheboys	2:26.10	0:29.26	53.2 (400-200)	2:26.10	2:13.36 [9]	1:58.39 [9]	1:43.31 [10]	1:28.67 [10]	1:13.74 [9]	0:58.45 [9]	0:43.30 [8]
	(12)	O G Thornley	10.5L (+6)	0:43.30	1980 - 1800 (0:12.74)	(0:12.74)	(0:14.97)	(0:15.08)	(0:14.64)	(0:14.93)	(0:15.29)	(0:15.15)	(0:14.77)

Scratched: Rena (#11), Sweet Raine (#14)

- [] Position in running at each section and finish
- [-:-:-] No data available at this section
- NA No data available
- DNT Did not track
- TAB# Saddle cloth number
- BAR# Barrier/Gate Position
- DNF Did not finish
- DT-W Distance travelled compared to winner in metres

- Fastest split
- Fastest section



NZ Metropolitan Trotting Club Inc Harness

Race 1: CHRISTMAS AT ADDINGTON SPOTS STILL AVAILABLE MOBILE PACE - 1980m

21 November 2025 - 4:37PM



Weather: Cloudy

Field Times 0:27.92 0:13.58
(Race Tempo) (0:14.34) (0:13.58)

Rank	TAB#	Horse	Overall Time	First 400m	Top Speed km/h (Section)	L400	L200							
	(BAR#)	Driver	Margin (DT-W)	Last 600m	Fastest Section (Time)	400 - 200	200 - Finish							
1	5	Brandi Snapp	2:24.30	0:28.61	54.7 (200-0)	0:27.29 [4]	0:13.18 [1]							
	(5)	A G Herlihy MNZM		0:42.16	1980 - 1800 (0:12.06)	(0:14.11)	(0:13.18)							
2	8	Patiro	2:24.70	0:27.54	54.3 (1980 - 1800)	0:28.32 [1]	0:13.98 [2]							
	(8)	S W Hill	2.3L (-12)	0:43.25	1980 - 1800 (0:11.98)	(0:14.34)	(0:13.98)							
3	9	Caloriefree	2:24.90	0:30.34	54.7 (400-200)	0:27.10 [8]	0:13.26 [3]							
	(9)	J J Herbertson	3.4L (-3)	0:41.88	1980 - 1800 (0:13.01)	(0:13.84)	(0:13.26)							
4	6	Flying Bird	2:24.90	0:27.75	55.7 (1980 - 1800)	0:28.24 [2]	0:13.98 [3]							
	(6)	M J Williamson	3.4L (-19)	0:43.12	1980 - 1800 (0:11.75)	(0:14.26)	(0:13.98)							
5	4	Seaside Pond	2:25.20	0:28.07	54.6 (1980 - 1800)	0:28.18 [5]	0:13.84 [5]							
	(4)	J W Cox	5L (-17)	0:43.11	1980 - 1800 (0:12.04)	(0:14.34)	(0:13.84)							
6	1	Crackle N Crunch	2:25.20	0:28.14	52.8 (200-0)	0:27.91 [7]	0:13.65 [5]							
	(1)	G N Thornley	5.2L (-24)	0:42.78	1980 - 1800 (0:12.45)	(0:14.26)	(0:13.65)							
7	10	Betterthanbabe	2:25.30	0:28.80	53.8 (200-0)	0:27.59 [11]	0:13.42 [7]							
	(10)	W J House	5.6L (-17)	0:42.63	1980 - 1800 (0:12.66)	(0:14.17)	(0:13.42)							
8	3	Troubleshooter	2:25.40	0:29.62	54.3 (400-200)	0:27.56 [9]	0:13.61 [8]							
	(3)	G D O'Reilly	6.4L (+10)	0:42.29	1980 - 1800 (0:12.75)	(0:13.95)	(0:13.61)							
9	7	Treasure Cove	2:25.40	0:28.31	54.1 (1980 - 1800)	0:28.69 [3]	0:14.36 [8]							
	(7)	T S Chmiel	6.6L (-2)	0:43.58	1980 - 1800 (0:12.02)	(0:14.33)	(0:14.36)							
10	13	Star On The Rocks	2:25.50	0:29.99	55.0 (200-0)	0:27.20 [12]	0:13.22 [10]							
	(13)	S J Thornley	6.9L (-7)	0:42.11	1980 - 1800 (0:13.09)	(0:13.98)	(0:13.22)							

Scratched: Rena (#11), Sweet Raine (#14)

- [] Position in running at each section and finish TAB# Saddle cloth number
- :-:- No data available at this section BAR# Barrier/Gate Position
- NA No data available DNF Did not finish
- DNT Did not track DT-W Distance travelled compared to winner in metres

- Fastest split
- Fastest section



NZ Metropolitan Trotting Club Inc Harness

Race 1: CHRISTMAS AT ADDINGTON SPOTS STILL AVAILABLE MOBILE PACE - 1980m

21 November 2025 - 4:37PM

Weather: Cloudy



Field Times 0:27.92 0:13.58
(Race Tempo) (0:14.34) (0:13.58)

Rank	TAB#	Horse	Overall Time	First 400m	Top Speed km/h (Section)	L400	L200						
	(BAR#)	Driver	Margin (DT-W)	Last 600m	Fastest Section (Time)	400 - 200	200 - Finish						
11	2	Trasonic	2:25.70	0:28.82	52.1 (400-200)	0:28.49 [6]	0:14.18 [11]						
	(2)	T M Williams	8.2L (-2)	0:43.11	1980 - 1800 (0:12.59)	(0:14.31)	(0:14.18)						
12	12	Donttellttheboys	2:26.10	0:29.26	53.2 (400-200)	0:28.53 [10]	0:14.27 [12]						
	(12)	O G Thornley	10.5L (+6)	0:43.30	1980 - 1800 (0:12.74)	(0:14.26)	(0:14.27)						

Scratched: Rena (#11), Sweet Raine (#14)

- [] Position in running at each section and finish
- [-:-:-] No data available at this section
- NA No data available
- DNT Did not track
- TAB# Saddle cloth number
- BAR# Barrier/Gate Position
- DNF Did not finish
- DT-W Distance travelled compared to winner in metres

- Fastest split
- Fastest section

Horse/Jockey Name	Brandi Snapp/A G Herlihy MNZM
Finish Rank	1
Fastest Section Time (Section)	0:12.06 (1980 - 1800)
Top Speed [km/h] (Section)	54.7 (200-0)
Race State	Finished



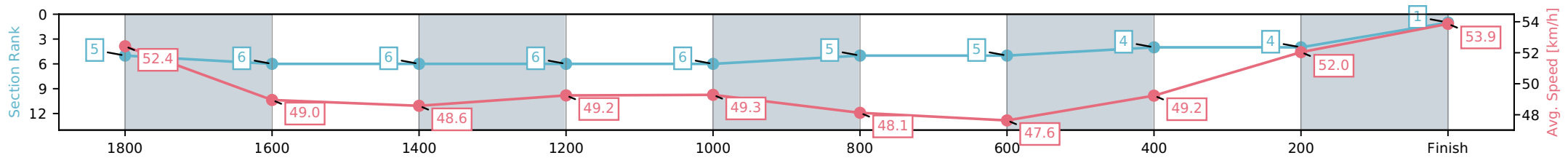
NZ Metropolitan Trotting Club Inc Harness
 Race 1: CHRISTMAS AT ADDINGTON SPOTS STILL
 AVAILABLE MOBILE PACE - 1980m



21 November 2025 - 4:37PM

Weather: Cloudy

Section	L1980	L1800	L1600	L1400	L1200	L1000	L800	L600	L400	L200
Section Times	2:24.30 (0:12.06)	2:12.24 [6] (0:15.00)	1:57.24 [6] (0:15.10)	1:42.14 [6] (0:14.62)	1:27.52 [6] (0:14.97)	1:12.55 [5] (0:15.26)	0:57.29 [5] (0:15.13)	0:42.16 [4] (0:14.87)	0:27.29 [4] (0:14.11)	0:13.18 [1] (0:13.18)
Average Speed [km/h]	52.4	49.0	48.6	49.2	49.3	48.1	47.6	49.2	52.0	53.9
Top Speed [km/h]	54.1	50.5	49.4	49.5	49.6	49.5	48.0	51.3	54.4	54.7
Avg. Dist. to Rail [m]	7.0	3.1	2.6	5.4	3.1	2.8	3.2	2.5	3.4	7.2



- [] Ranking at each section and finish
- :-:- No data available at this section
- NA No data available

Horse/Jockey Name	Patiro/S W Hill
Finish Rank	2
Fastest Section Time (Section)	0:11.98 (1980 - 1800)
Top Speed [km/h] (Section)	54.3 (1980 - 1800)
Race State	Finished



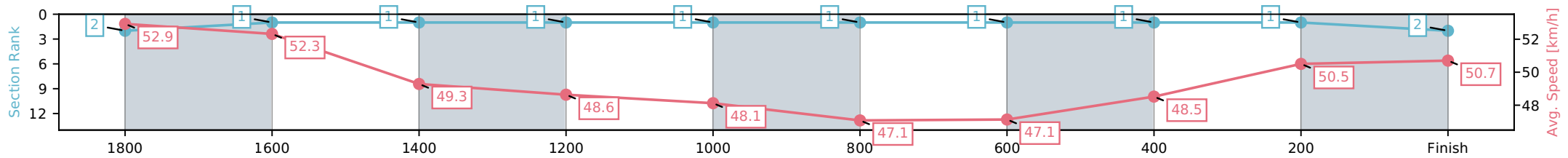
NZ Metropolitan Trotting Club Inc Harness
 Race 1: CHRISTMAS AT ADDINGTON SPOTS STILL
 AVAILABLE MOBILE PACE - 1980m



21 November 2025 - 4:37PM

Weather: Cloudy

Section	L1980	L1800	L1600	L1400	L1200	L1000	L800	L600	L400	L200
Section Times	2:24.70 (0:11.98)	2:12.72 [1] (0:14.10)	1:58.62 [1] (0:14.77)	1:43.85 [1] (0:14.80)	1:29.05 [1] (0:15.12)	1:13.93 [1] (0:15.41)	0:58.52 [1] (0:15.27)	0:43.25 [1] (0:14.93)	0:28.32 [1] (0:14.34)	0:13.98 [2] (0:13.98)
Average Speed [km/h]	52.9	52.3	49.3	48.6	48.1	47.1	47.1	48.5	50.5	50.7
Top Speed [km/h]	54.3	53.8	51.1	49.1	48.4	48.1	47.4	50.1	51.7	51.7
Avg. Dist. to Rail [m]	11.8	4.5	1.5	3.5	1.3	1.2	1.6	1.1	1.1	3.8



- [] Ranking at each section and finish
- :-:- No data available at this section
- NA No data available

Horse/Jockey Name	Caloriefree/J J Herbertson
Finish Rank	3
Fastest Section Time (Section)	0:13.01 (1980 - 1800)
Top Speed [km/h] (Section)	54.7 (400-200)
Race State	Finished



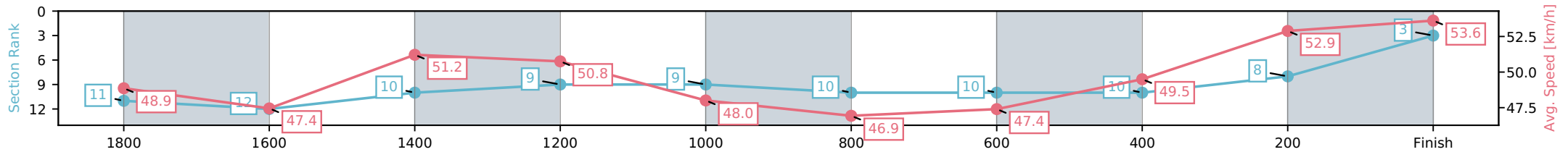
NZ Metropolitan Trotting Club Inc Harness
 Race 1: CHRISTMAS AT ADDINGTON SPOTS STILL
 AVAILABLE MOBILE PACE - 1980m



21 November 2025 - 4:37PM

Weather: Cloudy

Section	L1980	L1800	L1600	L1400	L1200	L1000	L800	L600	L400	L200
Section Times	2:24.90 (0:13.01)	2:11.89 [12] (0:15.78)	1:56.11 [10] (0:14.20)	1:41.91 [9] (0:14.19)	1:27.72 [9] (0:15.17)	1:12.55 [10] (0:15.47)	0:57.08 [10] (0:15.20)	0:41.88 [10] (0:14.78)	0:27.10 [8] (0:13.84)	0:13.26 [3] (0:13.26)
Average Speed [km/h]	48.9	47.4	51.2	50.8	48.0	46.9	47.4	49.5	52.9	53.6
Top Speed [km/h]	49.7	49.4	52.6	52.9	48.3	49.0	48.3	51.7	54.7	54.7
Avg. Dist. to Rail [m]	11.9	6.0	1.3	3.2	1.5	1.1	1.9	2.2	2.7	7.0



- [] Ranking at each section and finish
- :-:- No data available at this section
- NA No data available

Horse/Jockey Name	Flying Bird/M J Williamson
Finish Rank	4
Fastest Section Time (Section)	0:11.75 (1980 - 1800)
Top Speed [km/h] (Section)	55.7 (1980 - 1800)
Race State	Finished



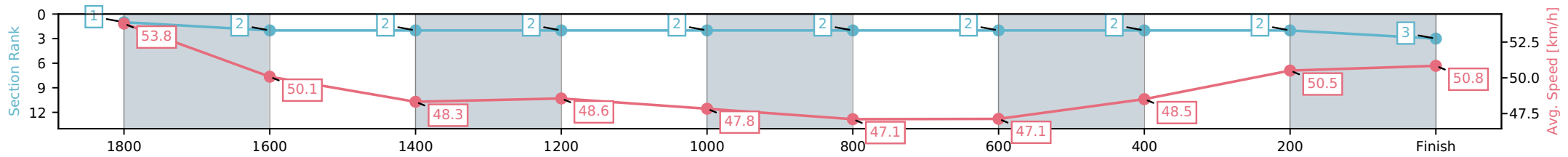
NZ Metropolitan Trotting Club Inc Harness
 Race 1: CHRISTMAS AT ADDINGTON SPOTS STILL
 AVAILABLE MOBILE PACE - 1980m



21 November 2025 - 4:37PM

Weather: Cloudy

Section	L1980	L1800	L1600	L1400	L1200	L1000	L800	L600	L400	L200
Section Times	2:24.90 (0:11.75)	2:13.15 [2] (0:14.47)	1:58.68 [2] (0:14.98)	1:43.70 [2] (0:14.82)	1:28.88 [2] (0:15.09)	1:13.79 [2] (0:15.39)	0:58.40 [2] (0:15.28)	0:43.12 [2] (0:14.88)	0:28.24 [2] (0:14.26)	0:13.98 [3] (0:13.98)
Average Speed [km/h]	53.8	50.1	48.3	48.6	47.8	47.1	47.1	48.5	50.5	50.8
Top Speed [km/h]	55.7	53.4	49.1	49.1	48.5	48.2	47.6	50.3	52.8	52.8
Avg. Dist. to Rail [m]	8.3	1.5	0.7	2.4	0.6	1.1	1.4	0.8	0.6	1.8



- [] Ranking at each section and finish
- :-:- No data available at this section
- NA No data available

Horse/Jockey Name	Seaside Pond/J W Cox
Finish Rank	5
Fastest Section Time (Section)	0:12.04 (1980 - 1800)
Top Speed [km/h] (Section)	54.6 (1980 - 1800)
Race State	Finished



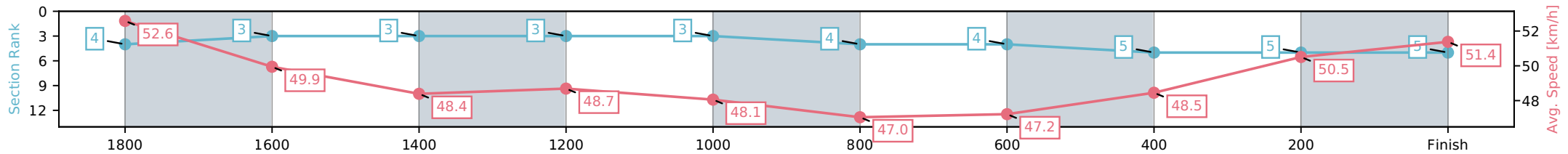
NZ Metropolitan Trotting Club Inc Harness
 Race 1: CHRISTMAS AT ADDINGTON SPOTS STILL
 AVAILABLE MOBILE PACE - 1980m



21 November 2025 - 4:37PM

Weather: Cloudy

Section	L1980	L1800	L1600	L1400	L1200	L1000	L800	L600	L400	L200
Section Times	2:25.20 (0:12.04)	2:13.16 [3] (0:14.49)	1:58.67 [3] (0:14.98)	1:43.69 [3] (0:14.79)	1:28.90 [3] (0:15.12)	1:13.78 [4] (0:15.42)	0:58.36 [4] (0:15.25)	0:43.11 [5] (0:14.93)	0:28.18 [5] (0:14.34)	0:13.84 [5] (0:13.84)
Average Speed [km/h]	52.6	49.9	48.4	48.7	48.1	47.0	47.2	48.5	50.5	51.4
Top Speed [km/h]	54.6	51.0	49.2	48.9	48.7	48.9	47.9	50.3	52.0	52.0
Avg. Dist. to Rail [m]	4.7	1.1	1.1	3.5	1.3	1.1	1.7	1.0	1.0	3.8



- [] Ranking at each section and finish
- :-:- No data available at this section
- NA No data available

Horse/Jockey Name	Crackle N Crunch/G N Thornley
Finish Rank	6
Fastest Section Time (Section)	0:12.45 (1980 - 1800)
Top Speed [km/h] (Section)	52.8 (200-0)
Race State	Finished



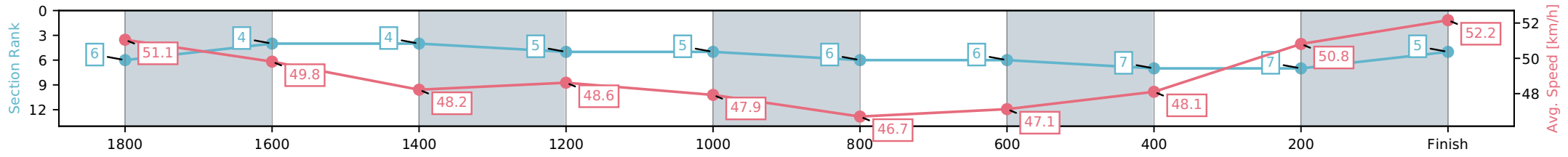
NZ Metropolitan Trotting Club Inc Harness
 Race 1: CHRISTMAS AT ADDINGTON SPOTS STILL
 AVAILABLE MOBILE PACE - 1980m



21 November 2025 - 4:37PM

Weather: Cloudy

Section	L1980	L1800	L1600	L1400	L1200	L1000	L800	L600	L400	L200
Section Times	2:25.20 (0:12.45)	2:12.75 [4] (0:14.19)	1:58.56 [4] (0:15.09)	1:43.47 [5] (0:14.81)	1:28.66 [5] (0:15.12)	1:13.54 [6] (0:15.48)	0:58.06 [6] (0:15.28)	0:42.78 [7] (0:14.87)	0:27.91 [7] (0:14.26)	0:13.65 [5] (0:13.65)
Average Speed [km/h]	51.1	49.8	48.2	48.6	47.9	46.7	47.1	48.1	50.8	52.2
Top Speed [km/h]	52.3	50.8	49.1	48.9	48.7	48.8	47.7	50.4	51.9	52.8
Avg. Dist. to Rail [m]	1.5	2.6	1.7	3.1	0.9	0.6	0.4	0.7	1.3	1.1



[] Ranking at each section and finish
 -:-:- No data available at this section
 NA No data available

Horse/Jockey Name	Betterthanbabe/W J House
Finish Rank	7
Fastest Section Time (Section)	0:12.66 (1980 - 1800)
Top Speed [km/h] (Section)	53.8 (200-0)
Race State	Finished



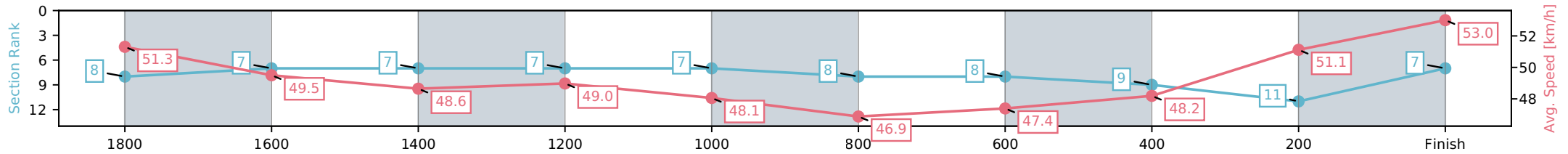
NZ Metropolitan Trotting Club Inc Harness
 Race 1: CHRISTMAS AT ADDINGTON SPOTS STILL
 AVAILABLE MOBILE PACE - 1980m



21 November 2025 - 4:37PM

Weather: Cloudy

Section	L1980	L1800	L1600	L1400	L1200	L1000	L800	L600	L400	L200
Section Times	2:25.30 (0:12.66)	2:12.64 [7] (0:14.64)	1:58.00 [7] (0:14.88)	1:43.12 [7] (0:14.69)	1:28.43 [7] (0:15.15)	1:13.28 [8] (0:15.46)	0:57.82 [8] (0:15.19)	0:42.63 [9] (0:15.04)	0:27.59 [11] (0:14.17)	0:13.42 [7] (0:13.42)
Average Speed [km/h]	51.3	49.5	48.6	49.0	48.1	46.9	47.4	48.2	51.1	53.0
Top Speed [km/h]	52.1	51.0	49.7	49.7	48.7	49.1	48.3	50.6	52.3	53.8
Avg. Dist. to Rail [m]	1.4	1.0	0.9	3.5	1.5	1.0	1.7	1.0	1.2	5.6



- [] Ranking at each section and finish
- :-:- No data available at this section
- NA No data available

Horse/Jockey Name	Troubleshooter/G D O'Reilly
Finish Rank	8
Fastest Section Time (Section)	0:12.75 (1980 - 1800)
Top Speed [km/h] (Section)	54.3 (400-200)
Race State	Finished



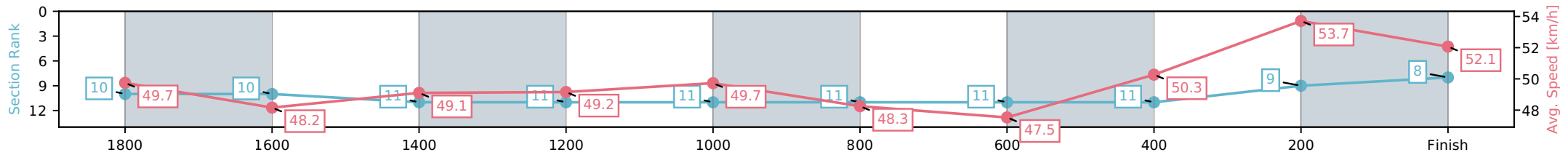
NZ Metropolitan Trotting Club Inc Harness
 Race 1: CHRISTMAS AT ADDINGTON SPOTS STILL
 AVAILABLE MOBILE PACE - 1980m



21 November 2025 - 4:37PM

Weather: Cloudy

Section	L1980	L1800	L1600	L1400	L1200	L1000	L800	L600	L400	L200
Section Times	2:25.40 (0:12.75)	2:12.65 [10] (0:15.34)	1:57.31 [11] (0:15.01)	1:42.30 [11] (0:14.65)	1:27.65 [11] (0:14.91)	1:12.74 [11] (0:15.30)	0:57.44 [11] (0:15.15)	0:42.29 [11] (0:14.73)	0:27.56 [9] (0:13.95)	0:13.61 [8] (0:13.61)
Average Speed [km/h]	49.7	48.2	49.1	49.2	49.7	48.3	47.5	50.3	53.7	52.1
Top Speed [km/h]	51.3	49.8	51.0	49.8	50.3	49.6	48.7	52.8	54.3	54.2
Avg. Dist. to Rail [m]	5.0	4.2	3.2	6.0	3.7	3.5	4.1	3.8	6.4	10.8



- [] Ranking at each section and finish
- :-:- No data available at this section
- NA No data available

Horse/Jockey Name	Treasure Cove/T S Chmiel
Finish Rank	9
Fastest Section Time (Section)	0:12.02 (1980 - 1800)
Top Speed [km/h] (Section)	54.1 (1980 - 1800)
Race State	Finished



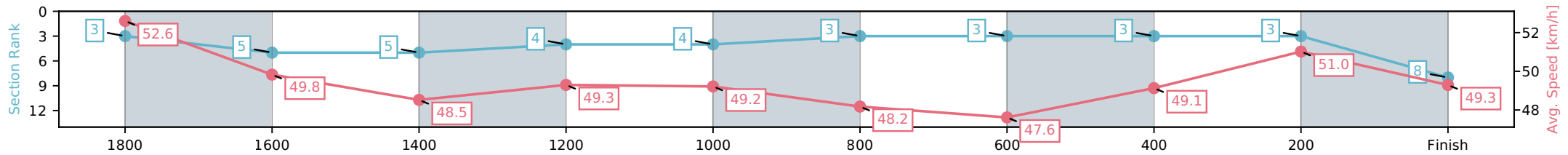
NZ Metropolitan Trotting Club Inc Harness
 Race 1: CHRISTMAS AT ADDINGTON SPOTS STILL
 AVAILABLE MOBILE PACE - 1980m



21 November 2025 - 4:37PM

Weather: Cloudy

Section	L1980	L1800	L1600	L1400	L1200	L1000	L800	L600	L400	L200
Section Times	2:25.40 (0:12.02)	2:13.38 [5] (0:14.74)	1:58.64 [5] (0:15.11)	1:43.53 [4] (0:14.61)	1:28.92 [4] (0:14.97)	1:13.95 [3] (0:15.25)	0:58.70 [3] (0:15.12)	0:43.58 [3] (0:14.89)	0:28.69 [3] (0:14.33)	0:14.36 [8] (0:14.36)
Average Speed [km/h]	52.6	49.8	48.5	49.3	49.2	48.2	47.6	49.1	51.0	49.3
Top Speed [km/h]	54.1	53.8	49.4	49.7	49.9	49.5	48.2	50.6	51.5	51.4
Avg. Dist. to Rail [m]	10.0	3.4	2.6	5.3	2.9	2.8	3.0	2.3	2.5	5.3



- [] Ranking at each section and finish
- :-:- No data available at this section
- NA No data available

Horse/Jockey Name	Star On The Rocks/S J Thornley
Finish Rank	10
Fastest Section Time (Section)	0:13.09 (1980 - 1800)
Top Speed [km/h] (Section)	55.0 (200-0)
Race State	Finished



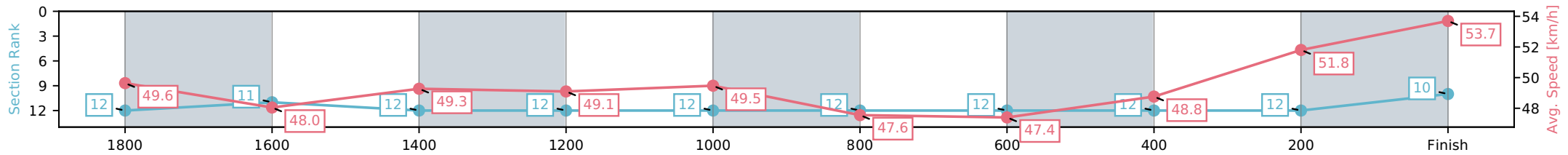
NZ Metropolitan Trotting Club Inc Harness
 Race 1: CHRISTMAS AT ADDINGTON SPOTS STILL
 AVAILABLE MOBILE PACE - 1980m



21 November 2025 - 4:37PM

Weather: Cloudy

Section	L1980	L1800	L1600	L1400	L1200	L1000	L800	L600	L400	L200
Section Times	2:25.50 (0:13.09)	2:12.41 [11] (0:15.37)	1:57.04 [12] (0:14.95)	1:42.09 [12] (0:14.66)	1:27.43 [12] (0:14.83)	1:12.60 [12] (0:15.30)	0:57.30 [12] (0:15.19)	0:42.11 [12] (0:14.91)	0:27.20 [12] (0:13.98)	0:13.22 [10] (0:13.22)
Average Speed [km/h]	49.6	48.0	49.3	49.1	49.5	47.6	47.4	48.8	51.8	53.7
Top Speed [km/h]	51.1	50.6	51.1	49.7	50.8	51.0	48.7	50.3	54.0	55.0
Avg. Dist. to Rail [m]	5.2	4.1	3.1	6.0	2.4	1.4	2.1	1.6	0.9	2.6



- [] Ranking at each section and finish
- :-:- No data available at this section
- NA No data available

Horse/Jockey Name	Transonic/T M Williams
Finish Rank	11
Fastest Section Time (Section)	0:12.59 (1980 - 1800)
Top Speed [km/h] (Section)	52.1 (400-200)
Race State	Finished



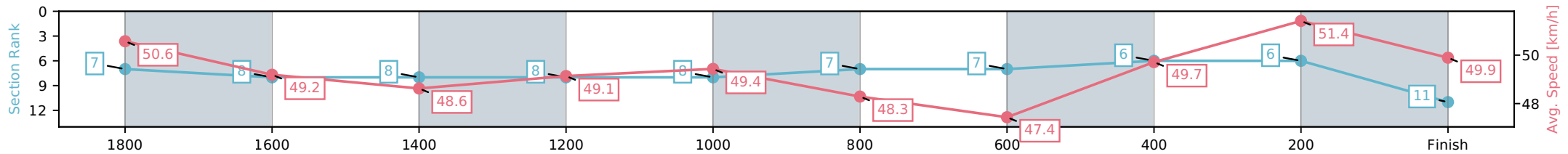
NZ Metropolitan Trotting Club Inc Harness
 Race 1: CHRISTMAS AT ADDINGTON SPOTS STILL
 AVAILABLE MOBILE PACE - 1980m



21 November 2025 - 4:37PM

Weather: Cloudy

Section	L1980	L1800	L1600	L1400	L1200	L1000	L800	L600	L400	L200
Section Times	2:25.70 (0:12.59)	2:13.11 [8] (0:14.72)	1:58.39 [8] (0:15.08)	1:43.31 [8] (0:14.65)	1:28.66 [8] (0:15.10)	1:13.56 [7] (0:15.27)	0:58.29 [7] (0:15.18)	0:43.11 [6] (0:14.62)	0:28.49 [6] (0:14.31)	0:14.18 [11] (0:14.18)
Average Speed [km/h]	50.6	49.2	48.6	49.1	49.4	48.3	47.4	49.7	51.4	49.9
Top Speed [km/h]	51.8	50.6	49.8	49.6	50.1	49.9	47.9	51.6	52.1	51.6
Avg. Dist. to Rail [m]	1.9	1.1	2.8	6.6	4.4	3.3	2.6	1.6	3.7	7.8



- [] Ranking at each section and finish
- :-:- No data available at this section
- NA No data available

Horse/Jockey Name	Donttelltheboys/O G Thornley
Finish Rank	12
Fastest Section Time (Section)	0:12.74 (1980 - 1800)
Top Speed [km/h] (Section)	53.2 (400-200)
Race State	Finished



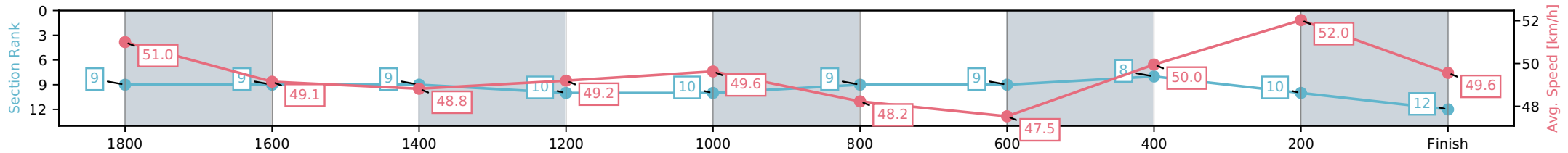
NZ Metropolitan Trotting Club Inc Harness
 Race 1: CHRISTMAS AT ADDINGTON SPOTS STILL
 AVAILABLE MOBILE PACE - 1980m



21 November 2025 - 4:37PM

Weather: Cloudy

Section	L1980	L1800	L1600	L1400	L1200	L1000	L800	L600	L400	L200
Section Times	2:26.10 (0:12.74)	2:13.36 [9] (0:14.97)	1:58.39 [9] (0:15.08)	1:43.31 [10] (0:14.64)	1:28.67 [10] (0:14.93)	1:13.74 [9] (0:15.29)	0:58.45 [9] (0:15.15)	0:43.30 [8] (0:14.77)	0:28.53 [10] (0:14.26)	0:14.27 [12] (0:14.27)
Average Speed [km/h]	51.0	49.1	48.8	49.2	49.6	48.2	47.5	50.0	52.0	49.6
Top Speed [km/h]	51.9	50.8	50.5	50.0	50.2	49.6	48.5	51.5	53.2	53.1
Avg. Dist. to Rail [m]	3.5	3.3	3.0	5.7	3.6	3.2	3.8	3.4	4.9	9.5



- [] Ranking at each section and finish
- :-:- No data available at this section
- NA No data available