



NZ Metropolitan Trotting Club Inc Harness
 Race 2: TOUCHDOWN CAR RENTALS 'THE GOLD BRACELET' (MOBILE TROT) (Gr3) - 1980m
 21 November 2025 - 5:14PM



Weather: Cloudy

Field Times (Race Tempo) 2:28.41 (0:13.15) 2:15.26 (0:16.01) 1:59.25 (0:15.60) 1:43.65 (0:14.70) 1:28.95 (0:14.97) 1:13.98 (0:15.48) 0:58.50 (0:15.29) 0:43.20 (0:15.49)

Rank	TAB#	Horse	Overall Time	First 400m	Top Speed km/h (Section)	L1980	L1800	L1600	L1400	L1200	L1000	L800	L600
	(BAR#)	Driver	Margin (DT-W)	Last 600m	Fastest Section (Time)	Start - 1800	1800 - 1600	1600 - 1400	1400 - 1200	1200 - 1000	1000 - 800	800 - 600	600 - 400
1	1	Petite Amour	2:28.41	0:31.18	55.0 (400-200)	2:28.41	2:14.82 [2]	1:58.83 [2]	1:43.27 [2]	1:28.62 [2]	1:13.63 [2]	0:58.07 [2]	0:42.83 [2]
	(1)	John R Dunn		0:42.83	200-0 (0:13.10)	(0:13.59)	(0:15.99)	(0:15.56)	(0:14.65)	(0:14.99)	(0:15.56)	(0:15.24)	(0:15.45)
2	2	Becky's Girl	2:29.25	0:30.75	53.2 (200-0)	2:29.25	2:16.10 [1]	2:00.09 [1]	1:44.49 [1]	1:29.79 [1]	1:14.82 [1]	0:59.34 [1]	0:44.05 [1]
	(2)	Brad Williamson	4.8L (-7)	0:44.05	1980 - 1800 (0:13.15)	(0:13.15)	(0:16.01)	(0:15.60)	(0:14.70)	(0:14.97)	(0:15.48)	(0:15.29)	(0:15.49)
3	3	Katelin	2:29.71	0:31.58	52.6 (200-0)	2:29.71	2:16.00 [3]	1:59.73 [3]	1:44.17 [3]	1:29.38 [3]	1:14.36 [3]	0:59.05 [3]	0:43.83 [3]
	(3)	S J Ottley	7.4L (-3)	0:43.83	1980 - 1800 (0:13.71)	(0:13.71)	(0:16.27)	(0:15.56)	(0:14.79)	(0:15.02)	(0:15.31)	(0:15.22)	(0:15.48)
4	6	Flying Dreams	2:29.74	0:32.14	53.6 (400-200)	2:29.74	2:15.39 [6]	1:59.22 [6]	1:42.83 [6]	1:27.42 [6]	1:13.10 [6]	0:58.02 [6]	0:42.68 [4]
	(6)	T M Williams	7.6L (-2)	0:42.68	200-0 (0:13.77)	(0:14.35)	(0:16.17)	(0:16.39)	(0:15.41)	(0:14.32)	(0:15.08)	(0:15.34)	(0:14.61)
5	5	Delphyne	2:30.50	0:31.82	52.8 (400-200)	2:30.50	2:16.68 [4]	2:00.29 [5]	1:44.65 [5]	1:29.50 [5]	1:14.41 [5]	0:59.06 [5]	0:43.79 [6]
	(5)	N P Williamson	11.9L (+1)	0:43.79	1980 - 1800 (0:13.82)	(0:13.82)	(0:16.39)	(0:15.64)	(0:15.15)	(0:15.09)	(0:15.35)	(0:15.27)	(0:15.31)
6	4	Mum's Angel	2:30.67	0:31.92	51.2 (400-200)	2:30.67	2:16.62 [5]	2:00.34 [4]	1:44.83 [4]	1:30.02 [4]	1:14.88 [4]	0:59.56 [4]	0:44.39 [5]
	(4)	C J Hackett	13L (-1)	0:44.39	1980 - 1800 (0:14.05)	(0:14.05)	(0:16.28)	(0:15.51)	(0:14.81)	(0:15.14)	(0:15.32)	(0:15.17)	(0:15.41)

[] Position in running at each section and finish TAB# Saddle cloth number
 -:-:- No data available at this section BAR# Barrier/Gate Position
 NA No data available DNF Did not finish
 DNT Did not track DT-W Distance travelled compared to winner in metres

Fastest split
 Fastest section



NZ Metropolitan Trotting Club Inc Harness
 Race 2: TOUCHDOWN CAR RENTALS 'THE GOLD BRACELET' (MOBILE TROT) (Gr3) - 1980m
 21 November 2025 - 5:14PM



Weather: Cloudy

Field Times 0:27.71 0:13.10
 (Race Tempo) (0:14.62) (0:13.10)

Rank	TAB#	Horse	Overall Time	First 400m	Top Speed km/h (Section)	L400	L200						
	(BAR#)	Driver	Margin (DT-W)	Last 600m	Fastest Section (Time)	400 - 200	200 - Finish						
1	1	Petite Amour	2:28.41	0:31.18	55.0 (400-200)	0:27.38 [1]	0:13.10 [1]						
	(1)	John R Dunn		0:42.83	200-0 (0:13.10)	(0:14.28)	(0:13.10)						
2	2	Becky's Girl	2:29.25	0:30.75	53.2 (200-0)	0:28.56 [2]	0:13.89 [2]						
	(2)	Brad Williamson	4.8L (-7)	0:44.05	1980 - 1800 (0:13.15)	(0:14.67)	(0:13.89)						
3	3	Katelin	2:29.71	0:31.58	52.6 (200-0)	0:28.35 [4]	0:13.74 [3]						
	(3)	S J Ottley	7.4L (-3)	0:43.83	1980 - 1800 (0:13.71)	(0:14.61)	(0:13.74)						
4	6	Flying Dreams	2:29.74	0:32.14	53.6 (400-200)	0:28.07 [3]	0:13.77 [4]						
	(6)	T M Williams	7.6L (-2)	0:42.68	200-0 (0:13.77)	(0:14.30)	(0:13.77)						
5	5	Delphyne	2:30.50	0:31.82	52.8 (400-200)	0:28.48 [6]	0:14.01 [5]						
	(5)	N P Williamson	11.9L (+1)	0:43.79	1980 - 1800 (0:13.82)	(0:14.47)	(0:14.01)						
6	4	Mum's Angel	2:30.67	0:31.92	51.2 (400-200)	0:28.98 [5]	0:14.23 [6]						
	(4)	C J Hackett	13L (-1)	0:44.39	1980 - 1800 (0:14.05)	(0:14.75)	(0:14.23)						

- [] Position in running at each section and finish TAB# Saddle cloth number
- :--:-- No data available at this section BAR# Barrier/Gate Position
- NA No data available DNF Did not finish
- DNT Did not track DT-W Distance travelled compared to winner in metres

- Fastest split
- Fastest section

Horse/Jockey Name	Petite Amour/John R Dunn
Finish Rank	1
Fastest Section Time (Section)	0:13.10 (200-0)
Top Speed [km/h] (Section)	55.0 (400-200)
Race State	Finished



NZ Metropolitan Trotting Club Inc Harness

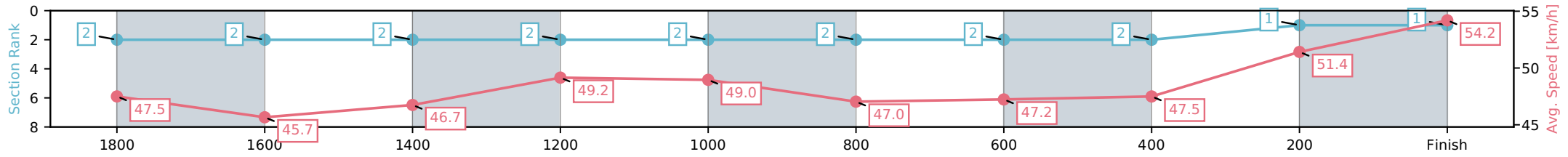
Race 2: TOUCHDOWN CAR RENTALS 'THE GOLD BRACELET' (MOBILE TROT) (Gr3) - 1980m



21 November 2025 - 5:14PM

Weather: Cloudy

Section	L1980	L1800	L1600	L1400	L1200	L1000	L800	L600	L400	L200
Section Times	2:28.41 (0:13.59)	2:14.82 [2] (0:15.99)	1:58.83 [2] (0:15.56)	1:43.27 [2] (0:14.65)	1:28.62 [2] (0:14.99)	1:13.63 [2] (0:15.56)	0:58.07 [2] (0:15.24)	0:42.83 [2] (0:15.45)	0:27.38 [1] (0:14.28)	0:13.10 [1] (0:13.10)
Average Speed [km/h]	47.5	45.7	46.7	49.2	49.0	47.0	47.2	47.5	51.4	54.2
Top Speed [km/h]	48.7	47.1	48.5	49.9	49.5	48.6	48.0	48.4	55.0	55.0
Avg. Dist. to Rail [m]	3.2	2.9	1.5	4.7	2.5	2.3	3.1	2.8	3.2	7.0



- [] Ranking at each section and finish
- :-:- No data available at this section
- NA No data available

Horse/Jockey Name	Becky's Girl/Brad Williamson
Finish Rank	2
Fastest Section Time (Section)	0:13.15 (1980 - 1800)
Top Speed [km/h] (Section)	53.2 (200-0)
Race State	Finished



NZ Metropolitan Trotting Club Inc Harness

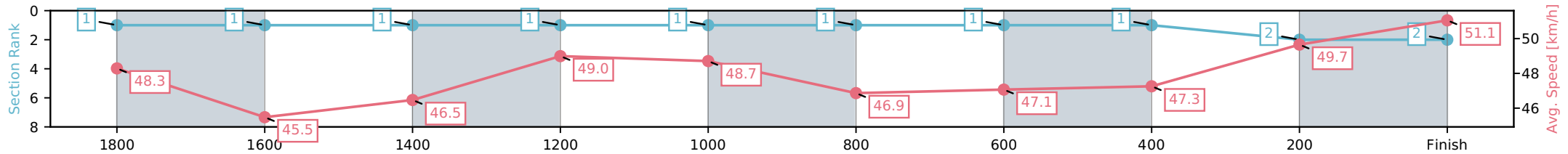
Race 2: TOUCHDOWN CAR RENTALS 'THE GOLD BRACELET' (MOBILE TROT) (Gr3) - 1980m



21 November 2025 - 5:14PM

Weather: Cloudy

Section	L1980	L1800	L1600	L1400	L1200	L1000	L800	L600	L400	L200
Section Times	2:29.25 (0:13.15)	2:16.10 [1] (0:16.01)	2:00.09 [1] (0:15.60)	1:44.49 [1] (0:14.70)	1:29.79 [1] (0:14.97)	1:14.82 [1] (0:15.48)	0:59.34 [1] (0:15.29)	0:44.05 [1] (0:15.49)	0:28.56 [2] (0:14.67)	0:13.89 [2] (0:13.89)
Average Speed [km/h]	48.3	45.5	46.5	49.0	48.7	46.9	47.1	47.3	49.7	51.1
Top Speed [km/h]	49.6	46.9	48.3	49.7	49.2	48.5	47.6	47.7	53.2	53.2
Avg. Dist. to Rail [m]	4.3	2.5	1.1	4.3	1.7	1.2	2.6	2.5	1.8	6.1



- [] Ranking at each section and finish
- :-:- No data available at this section
- NA No data available

Horse/Jockey Name	Katelin/S J Ottley
Finish Rank	3
Fastest Section Time (Section)	0:13.71 (1980 - 1800)
Top Speed [km/h] (Section)	52.6 (200-0)
Race State	Finished



NZ Metropolitan Trotting Club Inc Harness

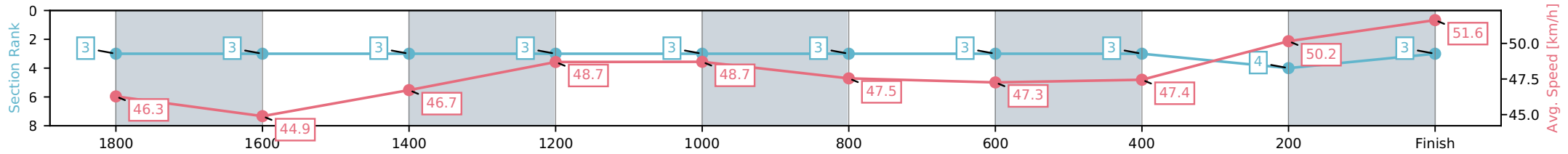
Race 2: TOUCHDOWN CAR RENTALS 'THE GOLD BRACELET' (MOBILE TROT) (Gr3) - 1980m



21 November 2025 - 5:14PM

Weather: Cloudy

Section	L1980	L1800	L1600	L1400	L1200	L1000	L800	L600	L400	L200
Section Times	2:29.71 (0:13.71)	2:16.00 [3] (0:16.27)	1:59.73 [3] (0:15.56)	1:44.17 [3] (0:14.79)	1:29.38 [3] (0:15.02)	1:14.36 [3] (0:15.31)	0:59.05 [3] (0:15.22)	0:43.83 [3] (0:15.48)	0:28.35 [4] (0:14.61)	0:13.74 [3] (0:13.74)
Average Speed [km/h]	46.3	44.9	46.7	48.7	48.7	47.5	47.3	47.4	50.2	51.6
Top Speed [km/h]	48.8	45.7	47.6	49.5	49.4	49.2	47.8	48.4	52.6	52.6
Avg. Dist. to Rail [m]	5.9	3.2	1.4	4.8	2.1	1.7	3.0	2.9	2.7	4.7



- [] Ranking at each section and finish
- :-:- No data available at this section
- NA No data available

Horse/Jockey Name	Flying Dreams/T M Williams
Finish Rank	4
Fastest Section Time (Section)	0:13.77 (200-0)
Top Speed [km/h] (Section)	53.6 (400-200)
Race State	Finished



NZ Metropolitan Trotting Club Inc Harness

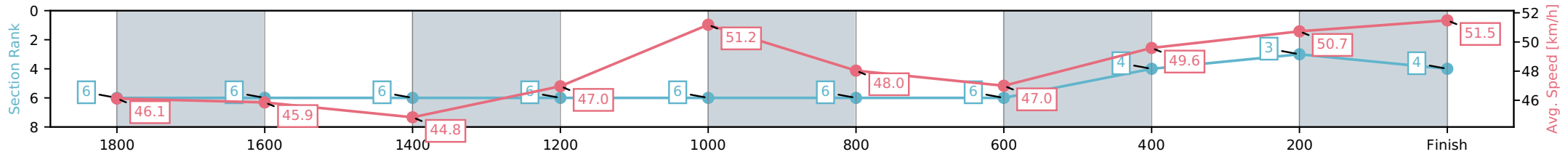
Race 2: TOUCHDOWN CAR RENTALS 'THE GOLD BRACELET' (MOBILE TROT) (Gr3) - 1980m



21 November 2025 - 5:14PM

Weather: Cloudy

Section	L1980	L1800	L1600	L1400	L1200	L1000	L800	L600	L400	L200
Section Times	2:29.74 (0:14.35)	2:15.39 [6] (0:16.17)	1:59.22 [6] (0:16.39)	1:42.83 [6] (0:15.41)	1:27.42 [6] (0:14.32)	1:13.10 [6] (0:15.08)	0:58.02 [6] (0:15.34)	0:42.68 [4] (0:14.61)	0:28.07 [3] (0:14.30)	0:13.77 [4] (0:13.77)
Average Speed [km/h]	46.1	45.9	44.8	47.0	51.2	48.0	47.0	49.6	50.7	51.5
Top Speed [km/h]	47.1	46.6	47.7	53.0	52.4	50.1	48.6	50.1	53.6	53.3
Avg. Dist. to Rail [m]	9.2	5.3	3.6	11.4	2.4	1.1	3.4	1.4	1.1	1.6



[] Ranking at each section and finish
 -:-:- No data available at this section
 NA No data available

Horse/Jockey Name	Delphyne/N P Williamson
Finish Rank	5
Fastest Section Time (Section)	0:13.82 (1980 - 1800)
Top Speed [km/h] (Section)	52.8 (400-200)
Race State	Finished



NZ Metropolitan Trotting Club Inc Harness

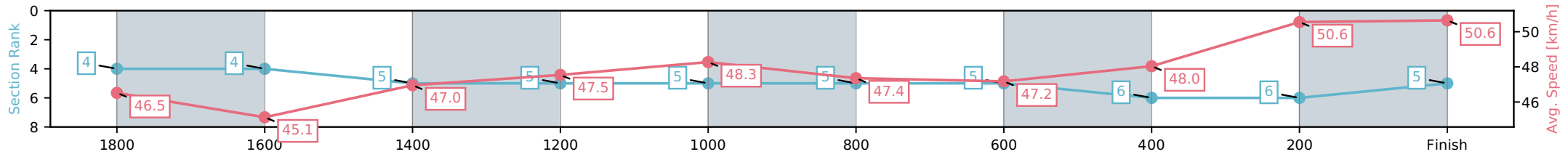
Race 2: TOUCHDOWN CAR RENTALS 'THE GOLD BRACELET' (MOBILE TROT) (Gr3) - 1980m



21 November 2025 - 5:14PM

Weather: Cloudy

Section	L1980	L1800	L1600	L1400	L1200	L1000	L800	L600	L400	L200
Section Times	2:30.50 (0:13.82)	2:16.68 [4] (0:16.39)	2:00.29 [5] (0:15.64)	1:44.65 [5] (0:15.15)	1:29.50 [5] (0:15.09)	1:14.41 [5] (0:15.35)	0:59.06 [5] (0:15.27)	0:43.79 [6] (0:15.31)	0:28.48 [6] (0:14.47)	0:14.01 [5] (0:14.01)
Average Speed [km/h]	46.5	45.1	47.0	47.5	48.3	47.4	47.2	48.0	50.6	50.6
Top Speed [km/h]	48.2	46.3	47.6	49.3	49.6	49.2	47.9	48.9	52.8	52.5
Avg. Dist. to Rail [m]	9.1	5.3	2.8	5.9	1.6	1.4	3.6	3.1	2.1	2.5



[] Ranking at each section and finish
 -:-:- No data available at this section
 NA No data available

Horse/Jockey Name	Mum's Angel/C J Hackett
Finish Rank	6
Fastest Section Time (Section)	0:14.05 (1980 - 1800)
Top Speed [km/h] (Section)	51.2 (400-200)
Race State	Finished



NZ Metropolitan Trotting Club Inc Harness

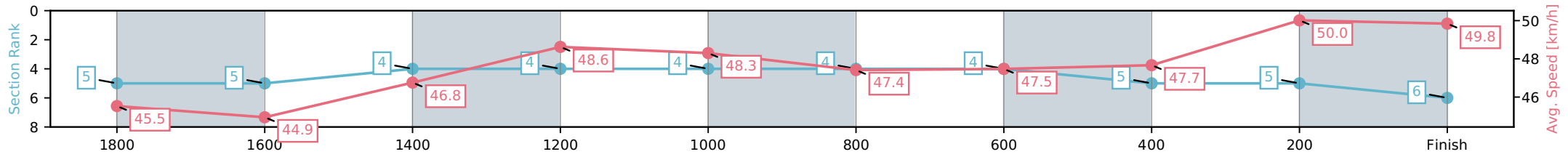
Race 2: TOUCHDOWN CAR RENTALS 'THE GOLD BRACELET' (MOBILE TROT) (Gr3) - 1980m



21 November 2025 - 5:14PM

Weather: Cloudy

Section	L1980	L1800	L1600	L1400	L1200	L1000	L800	L600	L400	L200
Section Times	2:30.67 (0:14.05)	2:16.62 [5] (0:16.28)	2:00.34 [4] (0:15.51)	1:44.83 [4] (0:14.81)	1:30.02 [4] (0:15.14)	1:14.88 [4] (0:15.32)	0:59.56 [4] (0:15.17)	0:44.39 [5] (0:15.41)	0:28.98 [5] (0:14.75)	0:14.23 [6] (0:14.23)
Average Speed [km/h]	45.5	44.9	46.8	48.6	48.3	47.4	47.5	47.7	50.0	49.8
Top Speed [km/h]	46.8	46.2	47.7	49.5	49.5	49.3	47.9	49.1	51.2	51.0
Avg. Dist. to Rail [m]	6.7	3.5	1.2	4.9	2.0	1.4	2.9	3.0	3.7	4.7



[] Ranking at each section and finish
 -:-:- No data available at this section
 NA No data available