



# NZ Metropolitan Trotting Club Inc Harness

Race 5: 'BETAVET' MILLWOOD NIKE FILLIES CLASSIC (MOBILE PACE) (Gr3) - 1980m

21 November 2025 - 7:02PM



Weather: Cloudy

Field Times (Race Tempo)	2:23.98 (0:11.71)	2:12.27 (0:14.82)	1:57.45 (0:14.82)	1:42.63 (0:14.41)	1:28.22 (0:15.31)	1:12.91 (0:15.45)	0:57.46 (0:14.64)	0:42.81 (0:15.13)
-----------------------------	----------------------	----------------------	----------------------	----------------------	----------------------	----------------------	----------------------	----------------------

Rank	TAB#	Horse	Overall Time	First 400m	Top Speed km/h (Section)	L1980	L1800	L1600	L1400	L1200	L1000	L800	L600
	(BAR#)	Driver	Margin (DT-W)	Last 600m	Fastest Section (Time)	Start - 1800	1800 - 1600	1600 - 1400	1400 - 1200	1200 - 1000	1000 - 800	800 - 600	600 - 400
1	5	Cath	2:23.98	0:28.39	56.1 (1980 - 1800)	2:23.98	2:12.28 [2]	1:57.10 [2]	1:42.31 [2]	1:27.92 [3]	1:12.62 [3]	0:57.16 [3]	0:42.53 [3]
	(5)	S W Hill		0:42.53	1980 - 1800 (0:11.70)	(0:11.70)	(0:15.18)	(0:14.79)	(0:14.39)	(0:15.30)	(0:15.46)	(0:14.63)	(0:15.12)
2	3	Secret Wish	2:24.26	0:28.75	55.4 (200-0)	2:24.26	2:12.27 [3]	1:57.02 [3]	1:42.22 [4]	1:27.91 [5]	1:12.57 [5]	0:57.13 [5]	0:42.50 [6]
	(3)	B N Orange	1.5L (+2)	0:42.50	1980 - 1800 (0:11.99)	(0:11.99)	(0:15.25)	(0:14.80)	(0:14.31)	(0:15.34)	(0:15.44)	(0:14.63)	(0:15.11)
3	6	B B Crunch	2:24.55	0:29.81	53.4 (200-0)	2:24.55	2:11.44 [8]	1:56.25 [8]	1:41.76 [7]	1:27.73 [6]	1:12.64 [6]	0:57.42 [6]	0:42.59 [5]
	(6)	S J Thornley	3.2L (+22)	0:42.59	1980 - 1800 (0:13.11)	(0:13.11)	(0:15.19)	(0:14.49)	(0:14.03)	(0:15.09)	(0:15.22)	(0:14.83)	(0:14.90)
4	9	Ripples	2:24.90	0:29.47	53.3 (1980 - 1800)	2:24.90	2:12.08 [6]	1:56.95 [6]	1:42.40 [5]	1:28.36 [4]	1:13.26 [4]	0:58.01 [2]	0:43.61 [2]
	(9)	L A McCarthy	5.1L (+19)	0:43.61	1980 - 1800 (0:12.82)	(0:12.82)	(0:15.13)	(0:14.55)	(0:14.04)	(0:15.10)	(0:15.25)	(0:14.40)	(0:15.07)
5	7	The Queens Gambit	2:25.66	0:28.03	54.5 (1980 - 1800)	2:25.66	2:13.74 [1]	1:59.14 [1]	1:44.32 [1]	1:29.90 [1]	1:14.59 [1]	0:59.14 [1]	0:44.50 [1]
	(7)	K A Butt	9.3L (+1)	0:44.50	1980 - 1800 (0:11.92)	(0:11.92)	(0:14.60)	(0:14.82)	(0:14.42)	(0:15.31)	(0:15.45)	(0:14.64)	(0:15.13)
6	1	Lizzie Borden	2:25.78	0:29.05	52.8 (1980 - 1800)	2:25.78	2:13.51 [4]	1:58.25 [5]	1:43.45 [6]	1:29.15 [7]	1:13.81 [7]	0:58.37 [9]	0:43.50 [7]
	(1)	C J Dalgety	10L (+13)	0:43.50	1980 - 1800 (0:12.27)	(0:12.27)	(0:15.26)	(0:14.80)	(0:14.30)	(0:15.34)	(0:15.44)	(0:14.87)	(0:14.86)
7	4	Queen Lizzy	2:25.93	0:29.18	52.3 (1600-1400)	2:25.93	2:13.50 [5]	1:58.27 [4]	1:43.70 [3]	1:29.65 [2]	1:14.57 [2]	0:59.14 [4]	0:44.27 [4]
	(4)	S J Ottley	10.8L (+17)	0:44.27	1980 - 1800 (0:12.43)	(0:12.43)	(0:15.23)	(0:14.57)	(0:14.05)	(0:15.08)	(0:15.43)	(0:14.87)	(0:14.99)
8	2	Start Me Up	2:26.26	0:29.57	51.8 (1400-1200)	2:26.26	2:13.58 [7]	1:58.20 [7]	1:43.49 [8]	1:29.27 [9]	1:13.96 [9]	0:58.55 [8]	0:44.08 [8]
	(2)	J C Morrison	12.7L (+3)	0:44.08	1980 - 1800 (0:12.68)	(0:12.68)	(0:15.38)	(0:14.71)	(0:14.22)	(0:15.31)	(0:15.41)	(0:14.47)	(0:14.99)
9	8	Mariners Rose	2:27.61	0:30.14	53.2 (1600-1400)	2:27.61	2:14.22 [9]	1:58.99 [9]	1:44.45 [9]	1:30.50 [8]	1:15.41 [8]	1:00.12 [7]	0:45.59 [9]
	(8)	M J Williamson	20.2L (+19)	0:45.59	1980 - 1800 (0:13.39)	(0:13.39)	(0:15.23)	(0:14.54)	(0:13.95)	(0:15.09)	(0:15.29)	(0:14.53)	(0:15.79)

[ ] Position in running at each section and finish  
 TAB# Saddle cloth number  
 -:-:- No data available at this section  
 BAR# Barrier/Gate Position  
 NA No data available  
 DNF Did not finish  
 DNT Did not track  
 DT-W Distance travelled compared to winner in metres

Fastest split  
 Fastest section



NZ Metropolitan Trotting Club Inc Harness  
 Race 5: 'BETAVET' MILLWOOD NIKE FILLIES CLASSIC (MOBILE PACE) (Gr3) - 1980m  
 21 November 2025 - 7:02PM



Weather: Cloudy

Field Times                      0:27.68    0:13.13  
 (Race Tempo)                    (0:14.55)   (0:13.13)

Rank	TAB#	Horse	Overall Time	First 400m	Top Speed km/h (Section)	L400	L200						
	(BAR#)	Driver	Margin (DT-W)	Last 600m	Fastest Section (Time)	400 - 200	200 - Finish						
1	5	Cath	2:23.98	0:28.39	56.1 (1980 - 1800)	0:27.41 [3]	0:13.01 [1]						
	(5)	S W Hill		0:42.53	1980 - 1800 (0:11.70)	(0:14.40)	(0:13.01)						
2	3	Secret Wish	2:24.26	0:28.75	55.4 (200-0)	0:27.39 [5]	0:13.09 [2]						
	(3)	B N Orange	1.5L (+2)	0:42.50	1980 - 1800 (0:11.99)	(0:14.30)	(0:13.09)						
3	6	B B Crunch	2:24.55	0:29.81	53.4 (200-0)	0:27.69 [4]	0:13.54 [3]						
	(6)	S J Thornley	3.2L (+22)	0:42.59	1980 - 1800 (0:13.11)	(0:14.15)	(0:13.54)						
4	9	Ripples	2:24.90	0:29.47	53.3 (1980 - 1800)	0:28.54 [1]	0:14.05 [4]						
	(9)	LA McCarthy	5.1L (+19)	0:43.61	1980 - 1800 (0:12.82)	(0:14.49)	(0:14.05)						
5	7	The Queens Gambit	2:25.66	0:28.03	54.5 (1980 - 1800)	0:29.37 [2]	0:14.78 [5]						
	(7)	K A Butt	9.3L (+1)	0:44.50	1980 - 1800 (0:11.92)	(0:14.59)	(0:14.78)						
6	1	Lizzie Borden	2:25.78	0:29.05	52.8 (1980 - 1800)	0:28.64 [7]	0:14.30 [6]						
	(1)	C J Dalgety	10L (+13)	0:43.50	1980 - 1800 (0:12.27)	(0:14.34)	(0:14.30)						
7	4	Queen Lizzy	2:25.93	0:29.18	52.3 (1600-1400)	0:29.28 [6]	0:14.56 [7]						
	(4)	S J Ottley	10.8L (+17)	0:44.27	1980 - 1800 (0:12.43)	(0:14.72)	(0:14.56)						
8	2	Start Me Up	2:26.26	0:29.57	51.8 (1400-1200)	0:29.09 [8]	0:14.53 [8]						
	(2)	J C Morrison	12.7L (+3)	0:44.08	1980 - 1800 (0:12.68)	(0:14.56)	(0:14.53)						
9	8	Mariners Rose	2:27.61	0:30.14	53.2 (1600-1400)	0:29.80 [9]	0:14.82 [9]						
	(8)	M J Williamson	20.2L (+19)	0:45.59	1980 - 1800 (0:13.39)	(0:14.98)	(0:14.82)						

[ ] Position in running at each section and finish    TAB# Saddle cloth number  
 -:-:- No data available at this section                    BAR# Barrier/Gate Position  
 NA No data available    DNF Did not finish  
 DNT Did not track     DT-W Distance travelled compared to winner in metres

Fastest split  
 Fastest section

Horse/Jockey Name	Cath/S W Hill
Finish Rank	1
Fastest Section Time (Section)	0:11.70 (1980 - 1800)
Top Speed [km/h] (Section)	56.1 (1980 - 1800)
Race State	Finished



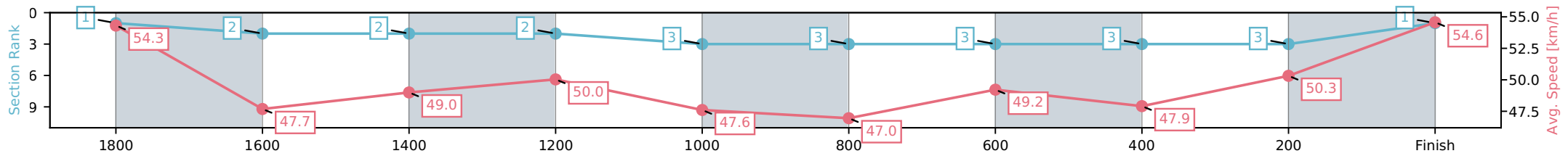
NZ Metropolitan Trotting Club Inc Harness  
 Race 5: 'BETA VET' MILLWOOD NIKE FILLIES CLASSIC  
 (MOBILE PACE) (Gr3) - 1980m



21 November 2025 - 7:02PM

Weather: Cloudy

Section	L1980	L1800	L1600	L1400	L1200	L1000	L800	L600	L400	L200
Section Times	2:23.98 (0:11.70)	2:12.28 [2] (0:15.18)	1:57.10 [2] (0:14.79)	1:42.31 [2] (0:14.39)	1:27.92 [3] (0:15.30)	1:12.62 [3] (0:15.46)	0:57.16 [3] (0:14.63)	0:42.53 [3] (0:15.12)	0:27.41 [3] (0:14.40)	0:13.01 [1] (0:13.01)
Average Speed [km/h]	54.3	47.7	49.0	50.0	47.6	47.0	49.2	47.9	50.3	54.6
Top Speed [km/h]	56.1	50.5	50.5	50.5	48.6	48.3	50.4	48.5	54.5	56.0
Avg. Dist. to Rail [m]	5.9	0.9	1.0	3.9	1.6	1.1	1.6	1.1	0.9	0.9



- [ ] Ranking at each section and finish
- :-:- No data available at this section
- NA No data available

Horse/Jockey Name	Secret Wish/B N Orange
Finish Rank	2
Fastest Section Time (Section)	0:11.99 (1980 - 1800)
Top Speed [km/h] (Section)	55.4 (200-0)
Race State	Finished



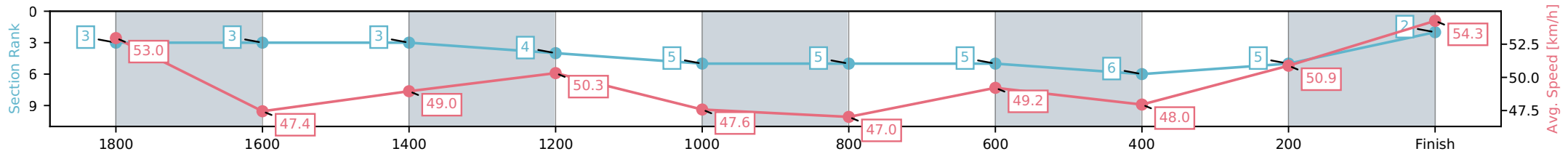
NZ Metropolitan Trotting Club Inc Harness  
 Race 5: 'BETAVET' MILLWOOD NIKE FILLIES CLASSIC  
 (MOBILE PACE) (Gr3) - 1980m



21 November 2025 - 7:02PM

Weather: Cloudy

Section	L1980	L1800	L1600	L1400	L1200	L1000	L800	L600	L400	L200
Section Times	2:24.26 (0:11.99)	2:12.27 [3] (0:15.25)	1:57.02 [3] (0:14.80)	1:42.22 [4] (0:14.31)	1:27.91 [5] (0:15.34)	1:12.57 [5] (0:15.44)	0:57.13 [5] (0:14.63)	0:42.50 [6] (0:15.11)	0:27.39 [5] (0:14.30)	0:13.09 [2] (0:13.09)
Average Speed [km/h]	53.0	47.4	49.0	50.3	47.6	47.0	49.2	48.0	50.9	54.3
Top Speed [km/h]	54.7	49.7	51.1	51.3	49.2	48.1	50.6	48.5	54.1	55.4
Avg. Dist. to Rail [m]	3.5	0.8	1.1	3.9	1.7	1.2	1.6	1.1	2.1	6.9



- [ ] Ranking at each section and finish
- :-:- No data available at this section
- NA No data available

Horse/Jockey Name	B B Crunch/S J Thornley
Finish Rank	3
Fastest Section Time (Section)	0:13.11 (1980 - 1800)
Top Speed [km/h] (Section)	53.4 (200-0)
Race State	Finished



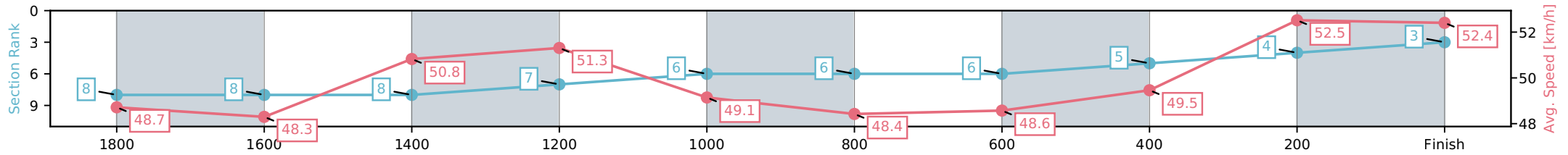
NZ Metropolitan Trotting Club Inc Harness  
 Race 5: 'BETAVET' MILLWOOD NIKE FILLIES CLASSIC  
 (MOBILE PACE) (Gr3) - 1980m



21 November 2025 - 7:02PM

Weather: Cloudy

Section	L1980	L1800	L1600	L1400	L1200	L1000	L800	L600	L400	L200
Section Times	2:24.55 (0:13.11)	2:11.44 [8] (0:15.19)	1:56.25 [8] (0:14.49)	1:41.76 [7] (0:14.03)	1:27.73 [6] (0:15.09)	1:12.64 [6] (0:15.22)	0:57.42 [6] (0:14.83)	0:42.59 [5] (0:14.90)	0:27.69 [4] (0:14.15)	0:13.54 [3] (0:13.54)
Average Speed [km/h]	48.7	48.3	50.8	51.3	49.1	48.4	48.6	49.5	52.5	52.4
Top Speed [km/h]	49.8	50.0	52.8	52.4	50.6	51.3	50.9	51.7	53.3	53.4
Avg. Dist. to Rail [m]	7.5	3.1	3.2	6.1	3.6	3.1	3.5	3.3	4.8	8.6



- [ ] Ranking at each section and finish
- :-:- No data available at this section
- NA No data available

Horse/Jockey Name	Ripples/L A McCarthy
Finish Rank	4
Fastest Section Time (Section)	0:12.82 (1980 - 1800)
Top Speed [km/h] (Section)	53.3 (1980 - 1800)
Race State	Finished



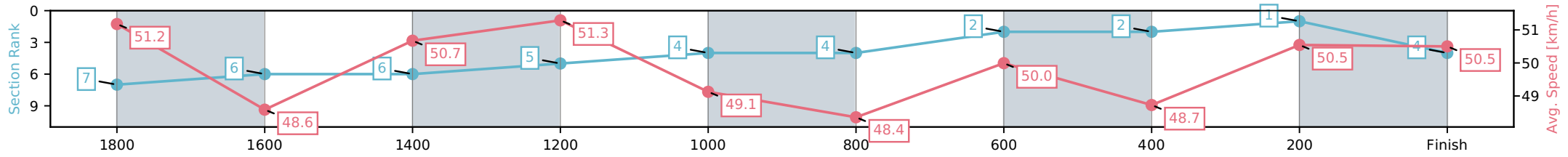
NZ Metropolitan Trotting Club Inc Harness  
 Race 5: 'BETAVET' MILLWOOD NIKE FILLIES CLASSIC  
 (MOBILE PACE) (Gr3) - 1980m



21 November 2025 - 7:02PM

Weather: Cloudy

Section	L1980	L1800	L1600	L1400	L1200	L1000	L800	L600	L400	L200
Section Times	2:24.90 (0:12.82)	2:12.08 [6] (0:15.13)	1:56.95 [6] (0:14.55)	1:42.40 [5] (0:14.04)	1:28.36 [4] (0:15.10)	1:13.26 [4] (0:15.25)	0:58.01 [2] (0:14.40)	0:43.61 [2] (0:15.07)	0:28.54 [1] (0:14.49)	0:14.05 [4] (0:14.05)
Average Speed [km/h]	51.2	48.6	50.7	51.3	49.1	48.4	50.0	48.7	50.5	50.5
Top Speed [km/h]	53.3	50.9	52.5	52.3	50.4	49.7	51.2	49.4	51.1	51.3
Avg. Dist. to Rail [m]	4.2	3.3	3.3	6.0	3.6	3.5	4.1	2.8	2.9	5.8



[ ] Ranking at each section and finish  
 -:-:- No data available at this section  
 NA No data available

Horse/Jockey Name	The Queens Gambit/K A Butt
Finish Rank	5
Fastest Section Time (Section)	0:11.92 (1980 - 1800)
Top Speed [km/h] (Section)	54.5 (1980 - 1800)
Race State	Finished



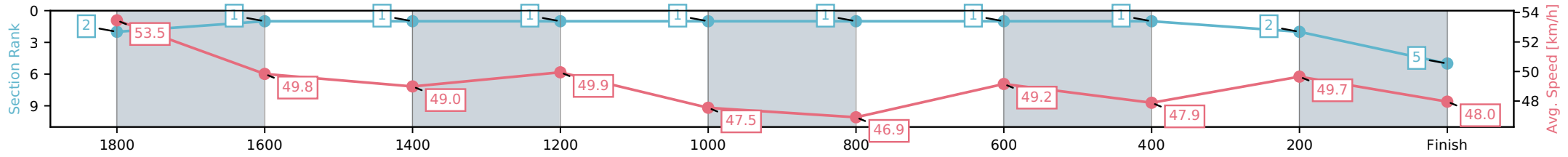
NZ Metropolitan Trotting Club Inc Harness  
 Race 5: 'BETAVET' MILLWOOD NIKE FILLIES CLASSIC  
 (MOBILE PACE) (Gr3) - 1980m



21 November 2025 - 7:02PM

Weather: Cloudy

Section	L1980	L1800	L1600	L1400	L1200	L1000	L800	L600	L400	L200
Section Times	2:25.66 (0:11.92)	2:13.74 [1] (0:14.60)	1:59.14 [1] (0:14.82)	1:44.32 [1] (0:14.42)	1:29.90 [1] (0:15.31)	1:14.59 [1] (0:15.45)	0:59.14 [1] (0:14.64)	0:44.50 [1] (0:15.13)	0:29.37 [2] (0:14.59)	0:14.78 [5] (0:14.78)
Average Speed [km/h]	53.5	49.8	49.0	49.9	47.5	46.9	49.2	47.9	49.7	48.0
Top Speed [km/h]	54.5	53.0	50.2	50.4	48.5	48.3	50.2	48.6	50.2	50.5
Avg. Dist. to Rail [m]	8.9	2.1	1.3	3.7	1.5	1.0	1.6	1.0	1.3	3.5



[ ] Ranking at each section and finish  
 -:-:- No data available at this section  
 NA No data available

Horse/Jockey Name	Lizzie Borden/C J Dalgety
Finish Rank	6
Fastest Section Time (Section)	0:12.27 (1980 - 1800)
Top Speed [km/h] (Section)	52.8 (1980 - 1800)
Race State	Finished



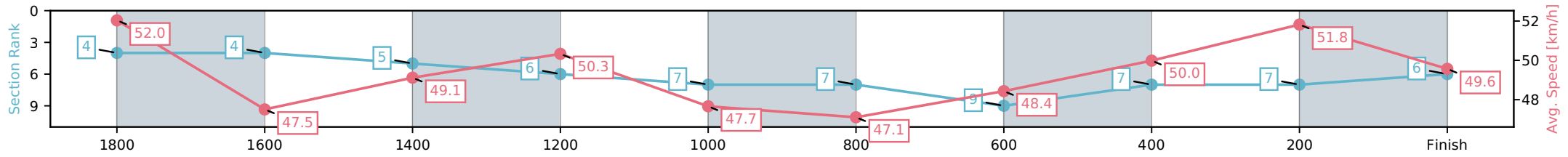
NZ Metropolitan Trotting Club Inc Harness  
 Race 5: 'BETA VET' MILLWOOD NIKE FILLIES CLASSIC  
 (MOBILE PACE) (Gr3) - 1980m



21 November 2025 - 7:02PM

Weather: Cloudy

Section	L1980	L1800	L1600	L1400	L1200	L1000	L800	L600	L400	L200
Section Times	2:25.78 (0:12.27)	2:13.51 [4] (0:15.26)	1:58.25 [5] (0:14.80)	1:43.45 [6] (0:14.30)	1:29.15 [7] (0:15.34)	1:13.81 [7] (0:15.44)	0:58.37 [9] (0:14.87)	0:43.50 [7] (0:14.86)	0:28.64 [7] (0:14.34)	0:14.30 [6] (0:14.30)
Average Speed [km/h]	52.0	47.5	49.1	50.3	47.7	47.1	48.4	50.0	51.8	49.6
Top Speed [km/h]	52.8	49.8	50.9	51.6	49.5	48.2	49.5	50.9	52.3	52.1
Avg. Dist. to Rail [m]	1.6	1.2	1.4	4.0	2.0	1.4	3.5	4.2	5.1	9.5



- [ ] Ranking at each section and finish
- :-:- No data available at this section
- NA No data available

Horse/Jockey Name	Queen Lizzy/S J Ottley
Finish Rank	7
Fastest Section Time (Section)	0:12.43 (1980 - 1800)
Top Speed [km/h] (Section)	52.3 (1600-1400)
Race State	Finished



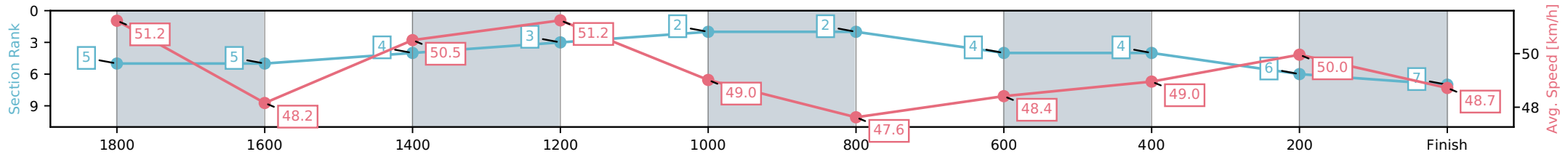
NZ Metropolitan Trotting Club Inc Harness  
 Race 5: 'BETAVET' MILLWOOD NIKE FILLIES CLASSIC  
 (MOBILE PACE) (Gr3) - 1980m



21 November 2025 - 7:02PM

Weather: Cloudy

Section	L1980	L1800	L1600	L1400	L1200	L1000	L800	L600	L400	L200
Section Times	2:25.93 (0:12.43)	2:13.50 [5] (0:15.23)	1:58.27 [4] (0:14.57)	1:43.70 [3] (0:14.05)	1:29.65 [2] (0:15.08)	1:14.57 [2] (0:15.43)	0:59.14 [4] (0:14.87)	0:44.27 [4] (0:14.99)	0:29.28 [6] (0:14.72)	0:14.56 [7] (0:14.56)
Average Speed [km/h]	51.2	48.2	50.5	51.2	49.0	47.6	48.4	49.0	50.0	48.7
Top Speed [km/h]	51.9	50.8	52.3	52.3	50.3	48.6	49.6	49.6	50.4	50.0
Avg. Dist. to Rail [m]	5.2	2.9	3.0	5.7	3.3	2.8	3.2	2.8	3.5	7.1



- [ ] Ranking at each section and finish
- :-:- No data available at this section
- NA No data available

Horse/Jockey Name	Start Me Up/J C Morrison
Finish Rank	8
Fastest Section Time (Section)	0:12.68 (1980 - 1800)
Top Speed [km/h] (Section)	51.8 (1400-1200)
Race State	Finished



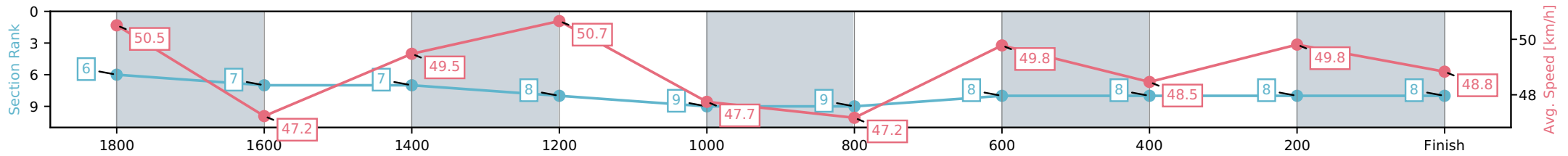
NZ Metropolitan Trotting Club Inc Harness  
 Race 5: 'BETAVET' MILLWOOD NIKE FILLIES CLASSIC  
 (MOBILE PACE) (Gr3) - 1980m



21 November 2025 - 7:02PM

Weather: Cloudy

Section	L1980	L1800	L1600	L1400	L1200	L1000	L800	L600	L400	L200
Section Times	2:26.26 (0:12.68)	2:13.58 [7] (0:15.38)	1:58.20 [7] (0:14.71)	1:43.49 [8] (0:14.22)	1:29.27 [9] (0:15.31)	1:13.96 [9] (0:15.41)	0:58.55 [8] (0:14.47)	0:44.08 [8] (0:14.99)	0:29.09 [8] (0:14.56)	0:14.53 [8] (0:14.53)
Average Speed [km/h]	50.5	47.2	49.5	50.7	47.7	47.2	49.8	48.5	49.8	48.8
Top Speed [km/h]	51.1	50.9	51.4	51.8	49.7	48.6	50.7	49.8	50.5	50.4
Avg. Dist. to Rail [m]	3.1	1.5	1.5	3.7	1.9	1.4	2.0	1.5	1.3	3.2



- [ ] Ranking at each section and finish
- :-:- No data available at this section
- NA No data available

Horse/Jockey Name	Mariners Rose/M J Williamson
Finish Rank	9
Fastest Section Time (Section)	0:13.39 (1980 - 1800)
Top Speed [km/h] (Section)	53.2 (1600-1400)
Race State	Finished



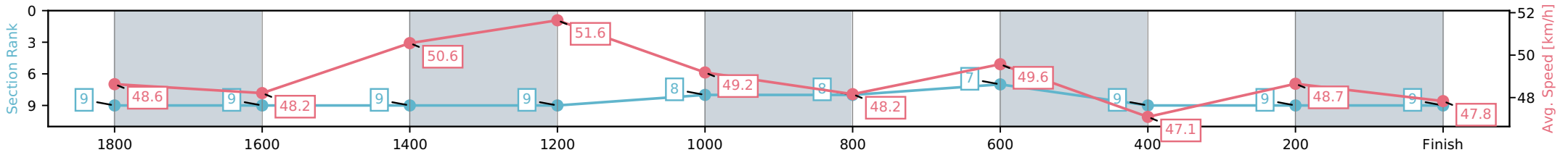
NZ Metropolitan Trotting Club Inc Harness  
 Race 5: 'BETAVET' MILLWOOD NIKE FILLIES CLASSIC  
 (MOBILE PACE) (Gr3) - 1980m



21 November 2025 - 7:02PM

Weather: Cloudy

Section	L1980	L1800	L1600	L1400	L1200	L1000	L800	L600	L400	L200
Section Times	2:27.61 (0:13.39)	2:14.22 [9] (0:15.23)	1:58.99 [9] (0:14.54)	1:44.45 [9] (0:13.95)	1:30.50 [8] (0:15.09)	1:15.41 [8] (0:15.29)	1:00.12 [7] (0:14.53)	0:45.59 [9] (0:15.79)	0:29.80 [9] (0:14.98)	0:14.82 [9] (0:14.82)
Average Speed [km/h]	48.6	48.2	50.6	51.6	49.2	48.2	49.6	47.1	48.7	47.8
Top Speed [km/h]	49.6	49.2	53.2	53.2	50.9	50.5	50.7	49.4	49.5	48.6
Avg. Dist. to Rail [m]	10.9	3.4	3.0	6.1	3.7	3.1	5.1	4.7	2.4	5.7



[ ] Ranking at each section and finish  
 -:-:- No data available at this section  
 NA No data available