



NZ Metropolitan Trotting Club Inc Harness

Race 6: WOODLANDS STUD NEW ZEALAND TROTTING OAKS (MOBILE TROT) (Gr1) - 1980m

21 November 2025 - 7:37PM



Weather: Cloudy

Field Times	2:27.34	2:15.07	1:59.97	1:44.45	1:29.44	1:13.72	0:57.81	0:42.38
(Race Tempo)	(0:12.27)	(0:15.10)	(0:15.53)	(0:15.01)	(0:15.72)	(0:15.91)	(0:15.44)	(0:15.54)

Rank	TAB#	Horse	Overall Time	First 400m	Top Speed km/h (Section)	L1980	L1800	L1600	L1400	L1200	L1000	L800	L600
	(BAR#)	Driver	Margin (DT-W)	Last 600m	Fastest Section (Time)	Start - 1800	1800 - 1600	1600 - 1400	1400 - 1200	1200 - 1000	1000 - 800	800 - 600	600 - 400
1	4	Dash Dosh	2:27.34	0:29.34	58.5 (200-0)	2:27.34	2:14.35 [2]	1:59.59 [2]	1:44.10 [2]	1:29.12 [2]	1:13.35 [2]	0:57.46 [2]	0:42.07 [2]
	(4)	B N Orange		0:42.07	200-0 (0:12.32)	(0:12.99)	(0:14.76)	(0:15.49)	(0:14.98)	(0:15.77)	(0:15.89)	(0:15.39)	(0:15.54)
2	1	Tracy The Jet	2:27.37	0:28.94	56.4 (200-0)	2:27.37	2:14.97 [1]	2:00.01 [1]	1:44.48 [1]	1:29.48 [1]	1:13.76 [1]	0:57.85 [1]	0:42.41 [1]
	(1)	J J Herbertson	0.2L (+0)	0:42.41	1980 - 1800 (0:12.40)	(0:12.40)	(0:14.96)	(0:15.53)	(0:15.00)	(0:15.72)	(0:15.91)	(0:15.44)	(0:15.54)
3	6	Request	2:29.42	0:30.87	54.3 (200-0)	2:29.42	2:15.71 [7]	2:00.14 [7]	1:45.01 [7]	1:30.28 [8]	1:14.38 [8]	0:58.54 [8]	0:43.15 [8]
	(6)	R J Butt	11.6L (+1)	0:43.15	200-0 (0:13.19)	(0:13.71)	(0:15.57)	(0:15.13)	(0:14.73)	(0:15.90)	(0:15.84)	(0:15.39)	(0:15.58)
4	8	Have A Little Faith	2:29.44	0:29.87	53.5 (200-0)	2:29.44	2:16.76 [4]	2:01.19 [3]	1:45.85 [3]	1:30.92 [4]	1:15.12 [4]	0:59.25 [4]	0:43.87 [4]
	(8)	N P Williamson	11.7L (+10)	0:43.87	1980 - 1800 (0:12.68)	(0:12.68)	(0:15.57)	(0:15.34)	(0:14.93)	(0:15.80)	(0:15.87)	(0:15.38)	(0:15.61)
5	3	Penelope Lane	2:29.49	0:30.46	53.2 (200-0)	2:29.49	2:15.89 [6]	2:00.61 [4]	1:45.58 [5]	1:30.68 [6]	1:14.81 [6]	0:58.95 [6]	0:43.56 [5]
	(3)	Brad Williamson	11.9L (+2)	0:43.56	200-0 (0:13.44)	(0:13.60)	(0:15.28)	(0:15.03)	(0:14.90)	(0:15.87)	(0:15.86)	(0:15.39)	(0:15.57)
6	5	Atlantic City	2:29.88	0:30.34	51.1 (1800-1600)	2:29.88	2:17.14 [5]	2:01.25 [5]	1:45.90 [4]	1:31.36 [3]	1:15.61 [3]	0:59.90 [3]	0:44.46 [3]
	(5)	R T May	14.1L (+16)	0:44.46	1980 - 1800 (0:12.74)	(0:12.74)	(0:15.89)	(0:15.35)	(0:14.54)	(0:15.75)	(0:15.71)	(0:15.44)	(0:15.62)
7	9	Mor Moonlight	2:29.91	0:31.33	53.2 (400-200)	2:29.91	2:15.45 [9]	2:00.14 [8]	1:45.08 [8]	1:30.72 [7]	1:14.93 [7]	0:59.23 [7]	0:43.85 [7]
	(9)	K L Green	14.3L (+15)	0:43.85	200-0 (0:13.64)	(0:14.46)	(0:15.31)	(0:15.06)	(0:14.36)	(0:15.79)	(0:15.70)	(0:15.38)	(0:15.77)
8	7	Rangitata	2:30.92	0:31.06	51.7 (1600-1400)	2:30.92	2:16.89 [8]	2:01.39 [6]	1:46.52 [6]	1:32.08 [5]	1:16.30 [5]	1:00.59 [5]	0:45.18 [6]
	(7)	M J Williamson	19.9L (+19)	0:45.18	1980 - 1800 (0:14.03)	(0:14.03)	(0:15.50)	(0:14.87)	(0:14.44)	(0:15.78)	(0:15.71)	(0:15.41)	(0:15.79)
9	2	Ya Rite Darl	2:33.05	0:29.94	54.1 (200-0)	2:33.05	2:20.79 [3]	2:04.95 [10]	1:43.37 [10]	1:28.91 [10]	1:14.30 [10]	0:59.44 [10]	0:44.45 [10]
	(2)	John R Dunn	31.7L (+5)	0:44.45	1980 - 1800 (0:12.26)	(0:12.26)	(0:15.84)	(0:21.58)	(0:14.46)	(0:14.61)	(0:14.86)	(0:14.99)	(0:15.62)
10	10	See No Evil	2:33.65	0:33.06	50.1 (200-0)	2:33.65	2:17.38 [10]	2:02.12 [9]	1:47.12 [9]	1:32.03 [9]	1:16.44 [9]	1:00.69 [9]	0:45.35 [9]
	(10)	S E O'Reilly	35.1L (-1)	0:45.35	200-0 (0:14.60)	(0:16.27)	(0:15.26)	(0:15.00)	(0:15.09)	(0:15.59)	(0:15.75)	(0:15.34)	(0:15.62)

[] Position in running at each section and finish
 TAB# Saddle cloth number
 -:-:- No data available at this section
 BAR# Barrier/Gate Position
 NA No data available
 DNF Did not finish
 DNT Did not track
 DT-W Distance travelled compared to winner in metres

Fastest split
 Fastest section



NZ Metropolitan Trotting Club Inc Harness

Race 6: WOODLANDS STUD NEW ZEALAND TROTTING OAKS (MOBILE TROT) (Gr1) - 1980m

21 November 2025 - 7:37PM



Weather: Cloudy

Field Times 0:26.84 0:12.64
(Race Tempo) (0:14.20) (0:12.64)

Rank	TAB#	Horse	Overall Time	First 400m	Top Speed km/h (Section)	L400	L200						
	(BAR#)	Driver	Margin (DT-W)	Last 600m	Fastest Section (Time)	400 - 200	200 - Finish						
1	4	Dash Dosh	2:27.34	0:29.34	58.5 (200-0)	0:26.53 [2]	0:12.32 [1]						
	(4)	B N Orange		0:42.07	200-0 (0:12.32)	(0:14.21)	(0:12.32)						
2	1	Tracy The Jet	2:27.37	0:28.94	56.4 (200-0)	0:26.87 [1]	0:12.67 [2]						
	(1)	J J Herbertson	0.2L (+0)	0:42.41	1980 - 1800 (0:12.40)	(0:14.20)	(0:12.67)						
3	6	Request	2:29.42	0:30.87	54.3 (200-0)	0:27.57 [6]	0:13.19 [3]						
	(6)	R J Butt	11.6L (+1)	0:43.15	200-0 (0:13.19)	(0:14.38)	(0:13.19)						
4	8	Have A Little Faith	2:29.44	0:29.87	53.5 (200-0)	0:28.26 [4]	0:13.61 [4]						
	(8)	N P Williamson	11.7L (+10)	0:43.87	1980 - 1800 (0:12.68)	(0:14.65)	(0:13.61)						
5	3	Penelope Lane	2:29.49	0:30.46	53.2 (200-0)	0:27.99 [5]	0:13.44 [5]						
	(3)	Brad Williamson	11.9L (+2)	0:43.56	200-0 (0:13.44)	(0:14.55)	(0:13.44)						
6	5	Atlantic City	2:29.88	0:30.34	51.1 (1800-1600)	0:28.84 [3]	0:14.10 [6]						
	(5)	R T May	14.1L (+16)	0:44.46	1980 - 1800 (0:12.74)	(0:14.74)	(0:14.10)						
7	9	Mor Moonlight	2:29.91	0:31.33	53.2 (400-200)	0:28.08 [7]	0:13.64 [7]						
	(9)	K L Green	14.3L (+15)	0:43.85	200-0 (0:13.64)	(0:14.44)	(0:13.64)						
8	7	Rangitata	2:30.92	0:31.06	51.7 (1600-1400)	0:29.39 [8]	0:14.30 [8]						
	(7)	M J Williamson	19.9L (+19)	0:45.18	1980 - 1800 (0:14.03)	(0:15.09)	(0:14.30)						
9	2	Ya Rite Darl	2:33.05	0:29.94	54.1 (200-0)	0:28.83 [10]	0:13.80 [9]						
	(2)	John R Dunn	31.7L (+5)	0:44.45	1980 - 1800 (0:12.26)	(0:15.03)	(0:13.80)						
10	10	See No Evil	2:33.65	0:33.06	50.1 (200-0)	0:29.73 [9]	0:14.60 [10]						
	(10)	S E O'Reilly	35.1L (-1)	0:45.35	200-0 (0:14.60)	(0:15.13)	(0:14.60)						

- [] Position in running at each section and finish TAB# Saddle cloth number
- :-:- No data available at this section BAR# Barrier/Gate Position
- NA No data available DNF Did not finish
- DNT Did not track DT-W Distance travelled compared to winner in metres

- Fastest split
- Fastest section

Horse/Jockey Name	Dash Dosh/B N Orange
Finish Rank	1
Fastest Section Time (Section)	0:12.32 (200-0)
Top Speed [km/h] (Section)	58.5 (200-0)
Race State	Finished



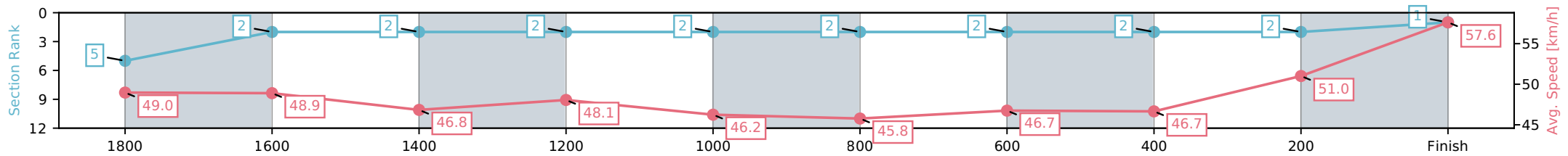
NZ Metropolitan Trotting Club Inc Harness
 Race 6: WOODLANDS STUD NEW ZEALAND TROTTING
 OAKS (MOBILE TROT) (Gr1) - 1980m



21 November 2025 - 7:37PM

Weather: Cloudy

Section	L1980	L1800	L1600	L1400	L1200	L1000	L800	L600	L400	L200
Section Times	2:27.34 (0:12.99)	2:14.35 [2] (0:14.76)	1:59.59 [2] (0:15.49)	1:44.10 [2] (0:14.98)	1:29.12 [2] (0:15.77)	1:13.35 [2] (0:15.89)	0:57.46 [2] (0:15.39)	0:42.07 [2] (0:15.54)	0:26.53 [2] (0:14.21)	0:12.32 [1] (0:12.32)
Average Speed [km/h]	49.0	48.9	46.8	48.1	46.2	45.8	46.7	46.7	51.0	57.6
Top Speed [km/h]	50.5	51.1	48.6	48.7	47.8	47.9	47.5	47.5	55.2	58.5
Avg. Dist. to Rail [m]	4.8	0.8	1.1	4.1	1.8	1.3	1.8	1.3	1.3	1.8



- [] Ranking at each section and finish
- :-:- No data available at this section
- NA No data available

Horse/Jockey Name	Tracy The Jet/J J Herbertson
Finish Rank	2
Fastest Section Time (Section)	0:12.40 (1980 - 1800)
Top Speed [km/h] (Section)	56.4 (200-0)
Race State	Finished



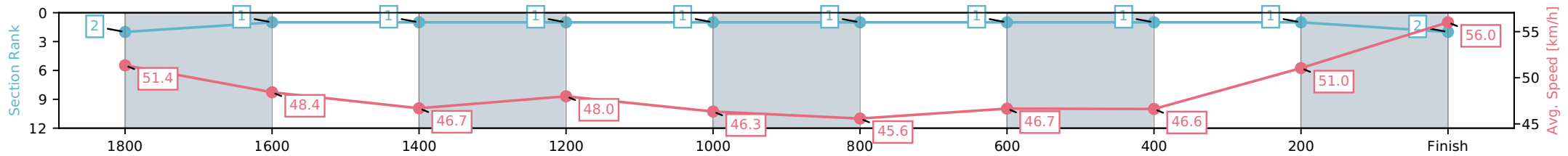
NZ Metropolitan Trotting Club Inc Harness
 Race 6: WOODLANDS STUD NEW ZEALAND TROTting
 OAKS (MOBILE TROT) (Gr1) - 1980m



21 November 2025 - 7:37PM

Weather: Cloudy

Section	L1980	L1800	L1600	L1400	L1200	L1000	L800	L600	L400	L200
Section Times	2:27.37 (0:12.40)	2:14.97 [1] (0:14.96)	2:00.01 [1] (0:15.53)	1:44.48 [1] (0:15.00)	1:29.48 [1] (0:15.72)	1:13.76 [1] (0:15.91)	0:57.85 [1] (0:15.44)	0:42.41 [1] (0:15.54)	0:26.87 [1] (0:14.20)	0:12.67 [2] (0:12.67)
Average Speed [km/h]	51.4	48.4	46.7	48.0	46.3	45.6	46.7	46.6	51.0	56.0
Top Speed [km/h]	52.6	52.4	48.1	48.8	47.1	47.1	47.1	47.8	54.9	56.4
Avg. Dist. to Rail [m]	1.8	1.1	1.1	3.9	1.5	1.1	1.8	1.2	1.4	3.8



[] Ranking at each section and finish
 -:-:- No data available at this section
 NA No data available

Horse/Jockey Name	Request/R J Butt
Finish Rank	3
Fastest Section Time (Section)	0:13.19 (200-0)
Top Speed [km/h] (Section)	54.3 (200-0)
Race State	Finished



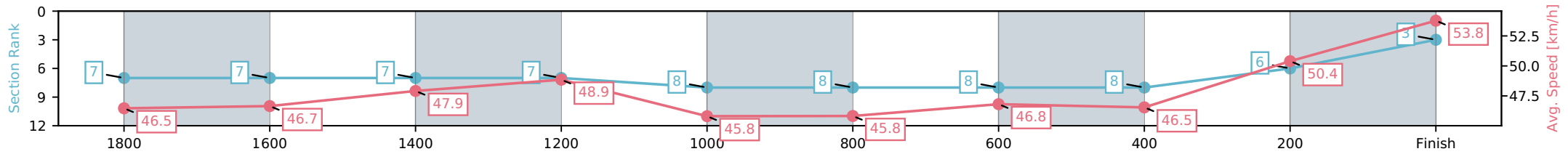
NZ Metropolitan Trotting Club Inc Harness
 Race 6: WOODLANDS STUD NEW ZEALAND TROTting
 OAKS (MOBILE TROT) (Gr1) - 1980m



21 November 2025 - 7:37PM

Weather: Cloudy

Section	L1980	L1800	L1600	L1400	L1200	L1000	L800	L600	L400	L200
Section Times	2:29.42 (0:13.71)	2:15.71 [7] (0:15.57)	2:00.14 [7] (0:15.13)	1:45.01 [7] (0:14.73)	1:30.28 [8] (0:15.90)	1:14.38 [8] (0:15.84)	0:58.54 [8] (0:15.39)	0:43.15 [8] (0:15.58)	0:27.57 [6] (0:14.38)	0:13.19 [3] (0:13.19)
Average Speed [km/h]	46.5	46.7	47.9	48.9	45.8	45.8	46.8	46.5	50.4	53.8
Top Speed [km/h]	48.0	49.2	50.8	50.8	46.5	47.2	48.0	48.6	53.2	54.3
Avg. Dist. to Rail [m]	7.8	2.2	1.1	4.1	1.6	1.3	2.2	1.3	1.2	1.6



- [] Ranking at each section and finish
- :-:- No data available at this section
- NA No data available

Horse/Jockey Name	Have A Little Faith/N P Williamson
Finish Rank	4
Fastest Section Time (Section)	0:12.68 (1980 - 1800)
Top Speed [km/h] (Section)	53.5 (200-0)
Race State	Finished



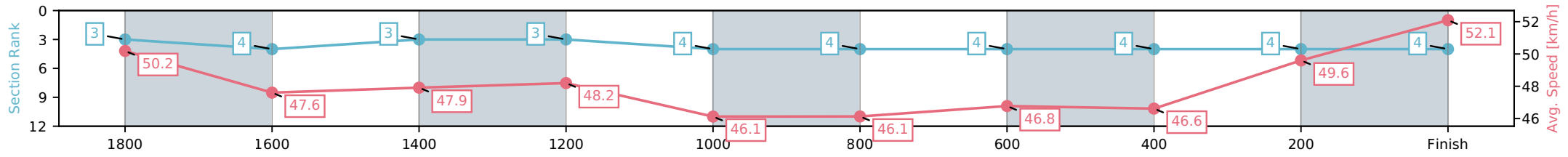
NZ Metropolitan Trotting Club Inc Harness
 Race 6: WOODLANDS STUD NEW ZEALAND TROTting
 OAKS (MOBILE TROT) (Gr1) - 1980m



21 November 2025 - 7:37PM

Weather: Cloudy

Section	L1980	L1800	L1600	L1400	L1200	L1000	L800	L600	L400	L200
Section Times	2:29.44 (0:12.68)	2:16.76 [4] (0:15.57)	2:01.19 [3] (0:15.34)	1:45.85 [3] (0:14.93)	1:30.92 [4] (0:15.80)	1:15.12 [4] (0:15.87)	0:59.25 [4] (0:15.38)	0:43.87 [4] (0:15.61)	0:28.26 [4] (0:14.65)	0:13.61 [4] (0:13.61)
Average Speed [km/h]	50.2	47.6	47.9	48.2	46.1	46.1	46.8	46.6	49.6	52.1
Top Speed [km/h]	51.2	51.0	49.0	48.9	46.8	47.9	47.2	48.2	50.9	53.5
Avg. Dist. to Rail [m]	12.3	4.6	2.6	4.3	1.6	2.1	2.5	1.7	1.8	4.6



- [] Ranking at each section and finish
- :-:- No data available at this section
- NA No data available

Horse/Jockey Name	Penelope Lane/Brad Williamson
Finish Rank	5
Fastest Section Time (Section)	0:13.44 (200-0)
Top Speed [km/h] (Section)	53.2 (200-0)
Race State	Finished



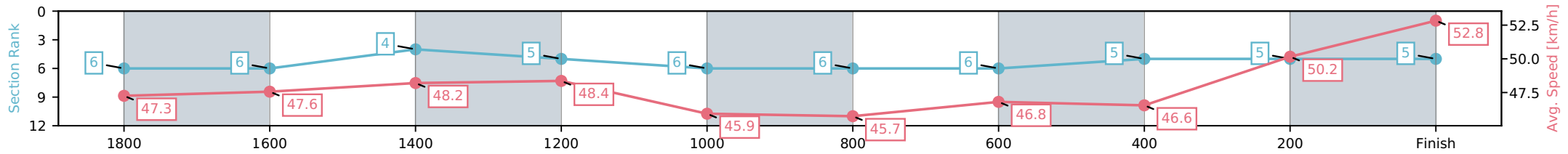
NZ Metropolitan Trotting Club Inc Harness
 Race 6: WOODLANDS STUD NEW ZEALAND TROTting
 OAKS (MOBILE TROT) (Gr1) - 1980m



21 November 2025 - 7:37PM

Weather: Cloudy

Section	L1980	L1800	L1600	L1400	L1200	L1000	L800	L600	L400	L200
Section Times	2:29.49 (0:13.60)	2:15.89 [6] (0:15.28)	2:00.61 [4] (0:15.03)	1:45.58 [5] (0:14.90)	1:30.68 [6] (0:15.87)	1:14.81 [6] (0:15.86)	0:58.95 [6] (0:15.39)	0:43.56 [5] (0:15.57)	0:27.99 [5] (0:14.55)	0:13.44 [5] (0:13.44)
Average Speed [km/h]	47.3	47.6	48.2	48.4	45.9	45.7	46.8	46.6	50.2	52.8
Top Speed [km/h]	48.4	49.0	49.8	49.8	46.7	47.2	47.9	48.2	52.4	53.2
Avg. Dist. to Rail [m]	4.7	2.1	1.2	4.6	1.7	1.3	2.3	1.3	2.7	10.6



- [] Ranking at each section and finish
- :-:- No data available at this section
- NA No data available

Horse/Jockey Name	Atlantic City/R T May
Finish Rank	6
Fastest Section Time (Section)	0:12.74 (1800 - 1800)
Top Speed [km/h] (Section)	51.1 (1800-1600)
Race State	Finished



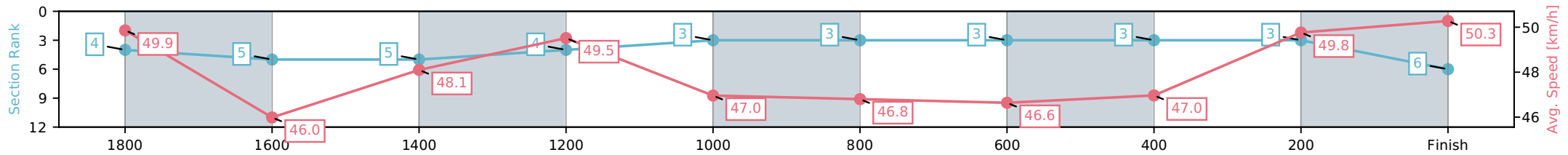
NZ Metropolitan Trotting Club Inc Harness
 Race 6: WOODLANDS STUD NEW ZEALAND TROTTING
 OAKS (MOBILE TROT) (Gr1) - 1980m



21 November 2025 - 7:37PM

Weather: Cloudy

Section	L1980	L1800	L1600	L1400	L1200	L1000	L800	L600	L400	L200
Section Times	2:29.88 (0:12.74)	2:17.14 [5] (0:15.89)	2:01.25 [5] (0:15.35)	1:45.90 [4] (0:14.54)	1:31.36 [3] (0:15.75)	1:15.61 [3] (0:15.71)	0:59.90 [3] (0:15.44)	0:44.46 [3] (0:15.62)	0:28.84 [3] (0:14.74)	0:14.10 [6] (0:14.10)
Average Speed [km/h]	49.9	46.0	48.1	49.5	47.0	46.8	46.6	47.0	49.8	50.3
Top Speed [km/h]	51.0	51.1	50.3	50.2	47.7	48.3	46.9	48.9	50.6	50.8
Avg. Dist. to Rail [m]	6.8	2.3	3.4	6.1	3.4	3.0	3.7	2.9	3.0	6.4



- [] Ranking at each section and finish
- :-:- No data available at this section
- NA No data available

Horse/Jockey Name	Mor Moonlight/K L Green
Finish Rank	7
Fastest Section Time (Section)	0:13.64 (200-0)
Top Speed [km/h] (Section)	53.2 (400-200)
Race State	Finished



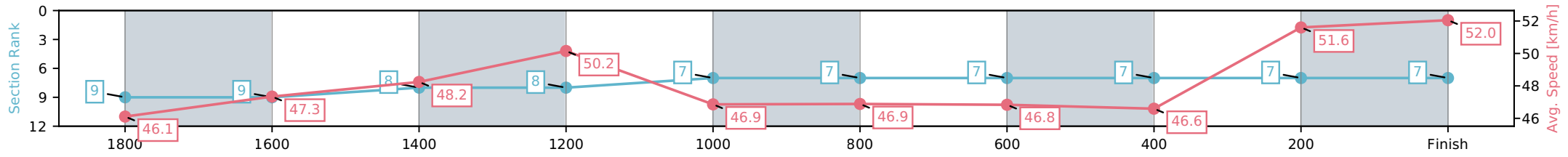
NZ Metropolitan Trotting Club Inc Harness
 Race 6: WOODLANDS STUD NEW ZEALAND TROTting
 OAKS (MOBILE TROT) (Gr1) - 1980m



21 November 2025 - 7:37PM

Weather: Cloudy

Section	L1980	L1800	L1600	L1400	L1200	L1000	L800	L600	L400	L200
Section Times	2:29.91 (0:14.46)	2:15.45 [9] (0:15.31)	2:00.14 [8] (0:15.06)	1:45.08 [8] (0:14.36)	1:30.72 [7] (0:15.79)	1:14.93 [7] (0:15.70)	0:59.23 [7] (0:15.38)	0:43.85 [7] (0:15.77)	0:28.08 [7] (0:14.44)	0:13.64 [7] (0:13.64)
Average Speed [km/h]	46.1	47.3	48.2	50.2	46.9	46.9	46.8	46.6	51.6	52.0
Top Speed [km/h]	47.5	48.7	51.3	51.4	48.5	48.3	47.5	49.1	53.2	52.5
Avg. Dist. to Rail [m]	8.3	1.8	1.5	6.4	3.4	3.2	4.0	3.1	5.3	11.8



[] Ranking at each section and finish
 -:-:- No data available at this section
 NA No data available

Horse/Jockey Name	Rangitata/M J Williamson
Finish Rank	8
Fastest Section Time (Section)	0:14.03 (1980 - 1800)
Top Speed [km/h] (Section)	51.7 (1600-1400)
Race State	Finished



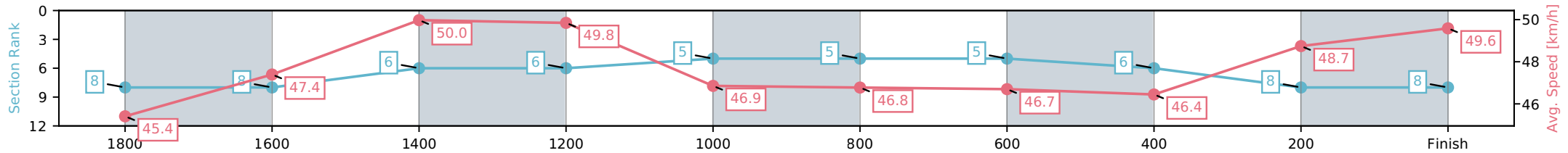
NZ Metropolitan Trotting Club Inc Harness
 Race 6: WOODLANDS STUD NEW ZEALAND TROTting
 OAKS (MOBILE TROT) (Gr1) - 1980m



21 November 2025 - 7:37PM

Weather: Cloudy

Section	L1980	L1800	L1600	L1400	L1200	L1000	L800	L600	L400	L200
Section Times	2:30.92 (0:14.03)	2:16.89 [8] (0:15.50)	2:01.39 [6] (0:14.87)	1:46.52 [6] (0:14.44)	1:32.08 [5] (0:15.78)	1:16.30 [5] (0:15.71)	1:00.59 [5] (0:15.41)	0:45.18 [6] (0:15.79)	0:29.39 [8] (0:15.09)	0:14.30 [8] (0:14.30)
Average Speed [km/h]	45.4	47.4	50.0	49.8	46.9	46.8	46.7	46.4	48.7	49.6
Top Speed [km/h]	46.8	49.4	51.7	51.4	47.7	48.2	47.1	47.7	50.0	50.2
Avg. Dist. to Rail [m]	10.1	3.8	4.0	6.2	3.3	2.9	3.7	2.8	3.5	7.4



- [] Ranking at each section and finish
- :-:- No data available at this section
- NA No data available

Horse/Jockey Name	Ya Rite Darl/John R Dunn
Finish Rank	9
Fastest Section Time (Section)	0:12.26 (1980 - 1800)
Top Speed [km/h] (Section)	54.1 (200-0)
Race State	Finished



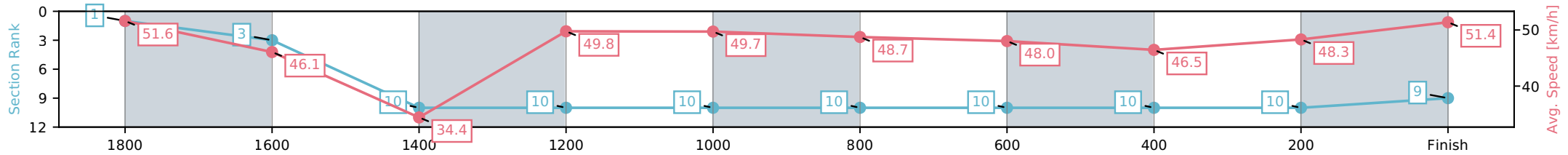
NZ Metropolitan Trotting Club Inc Harness
 Race 6: WOODLANDS STUD NEW ZEALAND TROTting
 OAKS (MOBILE TROT) (Gr1) - 1980m



21 November 2025 - 7:37PM

Weather: Cloudy

Section	L1980	L1800	L1600	L1400	L1200	L1000	L800	L600	L400	L200
Section Times	2:33.05 (0:12.26)	2:20.79 [3] (0:15.84)	2:04.95 [10] (0:21.58)	1:43.37 [10] (0:14.46)	1:28.91 [10] (0:14.61)	1:14.30 [10] (0:14.86)	0:59.44 [10] (0:14.99)	0:44.45 [10] (0:15.62)	0:28.83 [10] (0:15.03)	0:13.80 [9] (0:13.80)
Average Speed [km/h]	51.6	46.1	34.4	49.8	49.7	48.7	48.0	46.5	48.3	51.4
Top Speed [km/h]	52.5	51.0	45.2	51.0	50.3	49.7	48.7	47.2	52.3	54.1
Avg. Dist. to Rail [m]	3.4	2.4	3.9	4.1	1.1	1.1	2.5	1.4	1.7	5.1



- [] Ranking at each section and finish
- :-:- No data available at this section
- NA No data available

Horse/Jockey Name	See No Evil/S E O'Reilly
Finish Rank	10
Fastest Section Time (Section)	0:14.60 (200-0)
Top Speed [km/h] (Section)	50.1 (200-0)
Race State	Finished



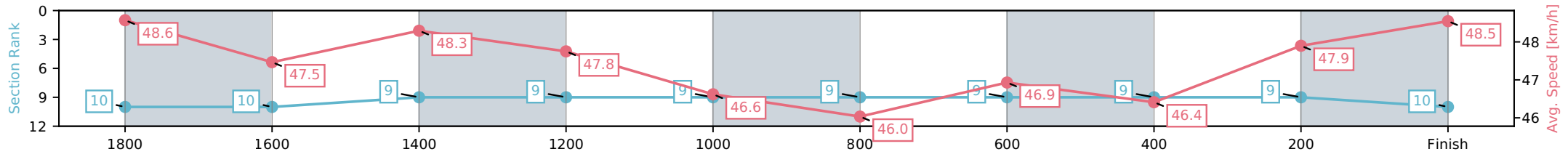
NZ Metropolitan Trotting Club Inc Harness
 Race 6: WOODLANDS STUD NEW ZEALAND TROTting
 OAKS (MOBILE TROT) (Gr1) - 1980m



21 November 2025 - 7:37PM

Weather: Cloudy

Section	L1980	L1800	L1600	L1400	L1200	L1000	L800	L600	L400	L200
Section Times	2:33.65 (0:16.27)	2:17.38 [10] (0:15.26)	2:02.12 [9] (0:15.00)	1:47.12 [9] (0:15.09)	1:32.03 [9] (0:15.59)	1:16.44 [9] (0:15.75)	1:00.69 [9] (0:15.34)	0:45.35 [9] (0:15.62)	0:29.73 [9] (0:15.13)	0:14.60 [10] (0:14.60)
Average Speed [km/h]	48.6	47.5	48.3	47.8	46.6	46.0	46.9	46.4	47.9	48.5
Top Speed [km/h]	49.8	48.2	49.0	48.7	47.8	47.8	47.2	47.0	49.6	50.1
Avg. Dist. to Rail [m]	8.4	1.8	1.2	4.4	1.3	1.2	2.5	1.3	1.3	3.3



[] Ranking at each section and finish
 -:-:- No data available at this section
 NA No data available