



NZ Metropolitan Trotting Club Inc Harness

Race 7: TENNANT ENGINEERING NEW ZEALAND PACING OAKS (MOBILE PACE) (Gr1) - 2600m

21 November 2025 - 8:07PM



Weather: Cloudy

Field Times	3:10.01	2:57.60	2:43.58	2:27.64	2:12.50	1:57.59	1:41.44	1:26.66
(Race Tempo)	(0:12.41)	(0:14.02)	(0:15.94)	(0:15.14)	(0:14.90)	(0:16.16)	(0:14.78)	(0:14.87)

Rank	TAB#	Horse	Overall Time	First 400m	Top Speed km/h (Section)	L2600	L2400	L2200	L2000	L1800	L1600	L1400	L1200
	(BAR#)	Driver	Margin (DT-W)	Last 600m	Fastest Section (Time)	Start - 2400	2400 - 2200	2200 - 2000	2000 - 1800	1800 - 1600	1600 - 1400	1400 - 1200	1200 - 1000
1	5	Arafura	3:10.01	0:28.77	55.5 (200-0)	3:10.01	2:56.44 [9]	2:41.24 [10]	2:25.59 [10]	2:10.27 [10]	1:55.46 [10]	1:39.93 [13]	1:25.32 [14]
	(5)	Mark Purdon		0:41.11	200-0 (0:12.30)	(0:13.57)	(0:15.20)	(0:15.65)	(0:15.32)	(0:14.81)	(0:15.53)	(0:14.61)	(0:14.76)
2	13	Princess Gracy	3:10.07	0:28.44	56.9 (2600 - 2400)	3:10.07	2:56.65 [7]	2:41.63 [8]	2:25.94 [9]	2:10.71 [9]	1:55.86 [6]	1:40.50 [2]	1:26.56 [5]
	(13)	Z E Butcher	0.3L (-10)	0:41.84	200-0 (0:12.77)	(0:13.42)	(0:15.02)	(0:15.69)	(0:15.23)	(0:14.85)	(0:15.36)	(0:13.94)	(0:15.05)
3	6	Chicago Sky	3:10.15	0:29.80	55.3 (1400-1200)	3:10.15	2:56.22 [13]	2:40.35 [13]	2:24.64 [13]	2:09.20 [13]	1:54.49 [14]	1:39.08 [10]	1:25.76 [7]
	(6)	M J Williamson	0.8L (+8)	0:41.92	200-0 (0:12.76)	(0:13.93)	(0:15.87)	(0:15.71)	(0:15.44)	(0:14.71)	(0:15.41)	(0:13.32)	(0:14.43)
4	1	Captains Mistress	3:10.22	0:27.29	59.2 (2600 - 2400)	3:10.22	2:57.59 [3]	2:42.93 [3]	2:27.05 [1]	2:12.71 [1]	1:57.81 [1]	1:41.65 [1]	1:26.88 [1]
	(1)	N P Williamson	1.2L (-35)	0:42.38	2600 - 2400 (0:12.63)	(0:12.63)	(0:14.66)	(0:15.88)	(0:14.34)	(0:14.90)	(0:16.16)	(0:14.77)	(0:14.87)
5	11	Debbie Lincoln	3:10.53	0:28.14	57.9 (2600 - 2400)	3:10.53	2:57.41 [6]	2:42.39 [7]	2:26.68 [7]	2:11.46 [7]	1:56.60 [7]	1:40.74 [11]	1:26.10 [13]
	(11)	P C Ferguson	2.9L (-10)	0:41.32	200-0 (0:12.29)	(0:13.12)	(0:15.02)	(0:15.71)	(0:15.22)	(0:14.86)	(0:15.86)	(0:14.64)	(0:15.02)
6	14	Celestial Sea	3:10.58	0:29.15	55.3 (2600 - 2400)	3:10.58	2:56.71 [11]	2:41.43 [11]	2:25.82 [11]	2:10.41 [11]	1:55.67 [11]	1:40.22 [4]	1:26.79 [2]
	(14)	John R Dunn	3.2L (-7)	0:42.67	200-0 (0:13.39)	(0:13.87)	(0:15.28)	(0:15.61)	(0:15.41)	(0:14.74)	(0:15.45)	(0:13.43)	(0:14.51)
7	12	Always B Magic	3:12.20	0:28.75	54.2 (2600 - 2400)	3:12.20	2:57.62 [8]	2:43.45 [6]	2:28.38 [6]	2:13.28 [6]	1:58.50 [8]	1:42.40 [9]	1:28.02 [9]
	(12)	T M Williams	12.2L (-36)	0:43.43	200-0 (0:14.01)	(0:14.58)	(0:14.17)	(0:15.07)	(0:15.10)	(0:14.78)	(0:16.10)	(0:14.38)	(0:14.92)
8	2	Beside Me	3:12.28	0:26.42	58.1 (2600 - 2400)	3:12.28	2:59.62 [1]	2:45.86 [1]	2:29.92 [2]	2:14.72 [2]	1:59.60 [2]	1:43.42 [3]	1:28.69 [3]
	(2)	C J Dalgety	12.6L (-35)	0:44.15	2600 - 2400 (0:12.66)	(0:12.66)	(0:13.76)	(0:15.94)	(0:15.20)	(0:15.12)	(0:16.18)	(0:14.73)	(0:14.88)
9	15	Winelight	3:12.52	0:29.48	54.6 (2600 - 2400)	3:12.52	2:58.35 [12]	2:43.04 [12]	2:27.40 [12]	2:11.89 [12]	1:57.21 [12]	1:41.83 [7]	1:28.44 [4]
	(15)	S J Ottley	14L (-2)	0:44.55	1400-1200 (0:13.39)	(0:14.17)	(0:15.31)	(0:15.64)	(0:15.51)	(0:14.68)	(0:15.38)	(0:13.39)	(0:14.44)
10	10	General Jen	3:12.58	0:27.63	59.4 (2600 - 2400)	3:12.58	2:59.58 [4]	2:44.95 [4]	2:29.11 [4]	2:14.14 [4]	1:59.21 [5]	1:43.08 [6]	1:28.68 [6]
	(10)	B N Orange	14.3L (-35)	0:44.13	2600 - 2400 (0:13.00)	(0:13.00)	(0:14.63)	(0:15.84)	(0:14.97)	(0:14.93)	(0:16.13)	(0:14.40)	(0:14.88)

Scratched: Nothing But You (#8)

Report Created: Fri 21 November 2025 (Note: Timing is based on positional data)

[] Position in running at each section and finish
 TAB# Saddle cloth number
 -:-:- No data available at this section
 BAR# Barrier/Gate Position
 NA No data available
 DNF Did not finish
 DNT Did not track
 DT-W Distance travelled compared to winner in metres

Fastest split
 Fastest section



NZ Metropolitan Trotting Club Inc Harness
 Race 7: TENNANT ENGINEERING NEW ZEALAND PACING OAKS (MOBILE PACE) (Gr1) - 2600m
 21 November 2025 - 8:07PM



Weather: Cloudy

Field Times (Race Tempo) 3:10.01 (0:12.41) 2:57.60 (0:14.02) 2:43.58 (0:15.94) 2:27.64 (0:15.14) 2:12.50 (0:14.90) 1:57.59 (0:16.16) 1:41.44 (0:14.78) 1:26.66 (0:14.87)

Rank	TAB#	Horse	Overall Time	First 400m	Top Speed km/h (Section)	L2600	L2400	L2200	L2000	L1800	L1600	L1400	L1200
	(BAR#)	Driver	Margin (DT-W)	Last 600m	Fastest Section (Time)	Start - 2400	2400 - 2200	2200 - 2000	2000 - 1800	1800 - 1600	1600 - 1400	1400 - 1200	1200 - 1000
11	9	Sweet Maggie Mae	3:12.69	0:29.09	55.8 (2600 - 2400)	3:12.69	2:58.21 [10]	2:43.60 [9]	2:28.51 [8]	2:13.35 [8]	1:58.61 [9]	1:42.62 [12]	1:28.25 [12]
	(9)	T S Chmiel	14.9L (-39)	0:43.60	200-0 (0:14.16)	(0:14.48)	(0:14.61)	(0:15.09)	(0:15.16)	(0:14.74)	(0:15.99)	(0:14.37)	(0:14.99)
12	7	Forever Dream	3:15.58	0:30.16	54.9 (2600 - 2400)	3:15.58	3:01.45 [14]	2:45.42 [14]	2:29.60 [14]	2:14.28 [14]	1:59.68 [13]	1:44.81 [14]	1:30.81 [10]
	(7)	R T May	30.9L (-8)	0:46.98	1400-1200 (0:14.00)	(0:14.13)	(0:16.03)	(0:15.82)	(0:15.32)	(0:14.60)	(0:14.87)	(0:14.00)	(0:14.39)
13	4	Duchess Of Kent	3:15.60	0:26.92	60.7 (2600 - 2400)	3:15.60	3:03.19 [2]	2:48.68 [2]	2:32.83 [3]	2:17.54 [3]	2:02.53 [3]	1:46.43 [5]	1:31.79 [8]
	(4)	R J Butt	31.1L (-27)	0:47.04	2600 - 2400 (0:12.41)	(0:12.41)	(0:14.51)	(0:15.85)	(0:15.29)	(0:15.01)	(0:16.10)	(0:14.64)	(0:15.06)
14	3	Justyouwait	3:21.02	0:27.85	56.4 (2600 - 2400)	3:21.02	3:07.94 [5]	2:53.17 [5]	2:37.48 [5]	2:22.36 [5]	2:07.43 [4]	1:51.53 [8]	1:36.89 [11]
	(3)	L A McCarthy	61.1L (-12)	0:52.13	2600 - 2400 (0:13.08)	(0:13.08)	(0:14.77)	(0:15.69)	(0:15.12)	(0:14.93)	(0:15.90)	(0:14.64)	(0:15.03)

Scratched: Nothing But You (#8)

- [] Position in running at each section and finish
- No data available at this section
- NA No data available
- DNT Did not track
- TAB# Saddle cloth number
- BAR# Barrier/Gate Position
- DNF Did not finish
- DT-W Distance travelled compared to winner in metres

- Fastest split
- Fastest section



NZ Metropolitan Trotting Club Inc Harness

Race 7: TENNANT ENGINEERING NEW ZEALAND PACING OAKS (MOBILE PACE) (Gr1) - 2600m

21 November 2025 - 8:07PM



Weather: Cloudy

Field Times	1:11.79	0:57.09	0:42.16	0:27.45	0:13.23
(Race Tempo)	(0:14.70)	(0:14.93)	(0:14.71)	(0:14.22)	(0:13.23)

Rank	TAB#	Horse	Overall Time	First 400m	Top Speed km/h (Section)	L1000	L800	L600	L400	L200			
	(BAR#)	Driver	Margin (DT-W)	Last 600m	Fastest Section (Time)	1000 - 800	800 - 600	600 - 400	400 - 200	200 - Finish			
1	5	Arafura	3:10.01	0:28.77	55.5 (200-0)	1:10.56 [12]	0:56.01 [12]	0:41.11 [10]	0:26.18 [5]	0:12.30 [1]			
	(5)	Mark Purdon		0:41.11	200-0 (0:12.30)	(0:14.55)	(0:14.90)	(0:14.93)	(0:13.88)	(0:12.30)			
2	13	Princess Gracy	3:10.07	0:28.44	56.9 (2600 - 2400)	1:11.51 [5]	0:56.75 [6]	0:41.84 [4]	0:27.05 [3]	0:12.77 [2]			
	(13)	Z E Butcher	0.3L (-10)	0:41.84	200-0 (0:12.77)	(0:14.76)	(0:14.91)	(0:14.79)	(0:14.28)	(0:12.77)			
3	6	Chicago Sky	3:10.15	0:29.80	55.3 (1400-1200)	1:11.33 [6]	0:56.77 [5]	0:41.92 [7]	0:26.85 [4]	0:12.76 [3]			
	(6)	M J Williamson	0.8L (+8)	0:41.92	200-0 (0:12.76)	(0:14.56)	(0:14.85)	(0:15.07)	(0:14.09)	(0:12.76)			
4	1	Captains Mistress	3:10.22	0:27.29	59.2 (2600 - 2400)	1:12.01 [1]	0:57.31 [1]	0:42.38 [1]	0:27.66 [1]	0:13.44 [4]			
	(1)	N P Williamson	1.2L (-35)	0:42.38	2600 - 2400 (0:12.63)	(0:14.70)	(0:14.93)	(0:14.72)	(0:14.22)	(0:13.44)			
5	11	Debbie Lincoln	3:10.53	0:28.14	57.9 (2600 - 2400)	1:11.08 [14]	0:56.26 [14]	0:41.32 [13]	0:26.40 [10]	0:12.29 [5]			
	(11)	P C Ferguson	2.9L (-10)	0:41.32	200-0 (0:12.29)	(0:14.82)	(0:14.94)	(0:14.92)	(0:14.11)	(0:12.29)			
6	14	Celestial Sea	3:10.58	0:29.15	55.3 (2600 - 2400)	1:12.28 [2]	0:57.56 [2]	0:42.67 [2]	0:27.87 [2]	0:13.39 [6]			
	(14)	John R Dunn	3.2L (-7)	0:42.67	200-0 (0:13.39)	(0:14.72)	(0:14.89)	(0:14.80)	(0:14.48)	(0:13.39)			
7	12	Always B Magic	3:12.20	0:28.75	54.2 (2600 - 2400)	1:13.10 [10]	0:58.42 [10]	0:43.43 [9]	0:28.53 [9]	0:14.01 [7]			
	(12)	T M Williams	12.2L (-36)	0:43.43	200-0 (0:14.01)	(0:14.68)	(0:14.99)	(0:14.90)	(0:14.52)	(0:14.01)			
8	2	Beside Me	3:12.28	0:26.42	58.1 (2600 - 2400)	1:13.81 [4]	0:59.09 [4]	0:44.15 [3]	0:29.31 [6]	0:14.47 [8]			
	(2)	C J Dalgety	12.6L (-35)	0:44.15	2600 - 2400 (0:12.66)	(0:14.72)	(0:14.94)	(0:14.84)	(0:14.84)	(0:14.47)			
9	15	Winelight	3:12.52	0:29.48	54.6 (2600 - 2400)	1:14.00 [3]	0:59.41 [3]	0:44.55 [5]	0:29.32 [8]	0:14.50 [9]			
	(15)	S J Ottley	14L (-2)	0:44.55	1400-1200 (0:13.39)	(0:14.59)	(0:14.86)	(0:15.23)	(0:14.82)	(0:14.50)			
10	10	General Jen	3:12.58	0:27.63	59.4 (2600 - 2400)	1:13.80 [7]	0:59.07 [7]	0:44.13 [6]	0:29.28 [7]	0:14.64 [10]			
	(10)	B N Orange	14.3L (-35)	0:44.13	2600 - 2400 (0:13.00)	(0:14.73)	(0:14.94)	(0:14.85)	(0:14.64)	(0:14.64)			

Scratched: Nothing But You (#8)



NZ Metropolitan Trotting Club Inc Harness
 Race 7: TENNANT ENGINEERING NEW ZEALAND PACING OAKS (MOBILE PACE) (Gr1) - 2600m
 21 November 2025 - 8:07PM



Weather: Cloudy

Field Times 1:11.79 0:57.09 0:42.16 0:27.45 0:13.23
 (Race Tempo) (0:14.70) (0:14.93) (0:14.71) (0:14.22) (0:13.23)

Rank	TAB#	Horse	Overall Time	First 400m	Top Speed km/h (Section)	L1000	L800	L600	L400	L200			
	(BAR#)	Driver	Margin (DT-W)	Last 600m	Fastest Section (Time)	1000 - 800	800 - 600	600 - 400	400 - 200	200 - Finish			
11	9	Sweet Maggie Mae	3:12.69	0:29.09	55.8 (2600 - 2400)	1:13.26 [13]	0:58.60 [13]	0:43.60 [12]	0:28.69 [11]	0:14.16 [11]			
	(9)	T S Chmiel	14.9L (-39)	0:43.60	200-0 (0:14.16)	(0:14.66)	(0:15.00)	(0:14.91)	(0:14.53)	(0:14.16)			
12	7	Forever Dream	3:15.58	0:30.16	54.9 (2600 - 2400)	1:16.42 [9]	1:01.89 [9]	0:46.98 [11]	0:31.75 [13]	0:16.07 [12]			
	(7)	R T May	30.9L (-8)	0:46.98	1400-1200 (0:14.00)	(0:14.53)	(0:14.91)	(0:15.23)	(0:15.68)	(0:16.07)			
13	4	Duchess Of Kent	3:15.60	0:26.92	60.7 (2600 - 2400)	1:16.73 [8]	1:01.92 [8]	0:47.04 [8]	0:32.03 [12]	0:16.49 [13]			
	(4)	R J Butt	31.1L (-27)	0:47.04	2600 - 2400 (0:12.41)	(0:14.81)	(0:14.88)	(0:15.01)	(0:15.54)	(0:16.49)			
14	3	Justyouwait	3:21.02	0:27.85	56.4 (2600 - 2400)	1:21.86 [11]	1:07.07 [11]	0:52.13 [14]	0:36.76 [14]	0:18.85 [14]			
	(3)	L A McCarthy	61.1L (-12)	0:52.13	2600 - 2400 (0:13.08)	(0:14.79)	(0:14.94)	(0:15.37)	(0:17.91)	(0:18.85)			

Scratched: Nothing But You (#8)

- [] Position in running at each section and finish TAB# Saddle cloth number
- :--:-- No data available at this section BAR# Barrier/Gate Position
- NA No data available DNF Did not finish
- DNT Did not track DT-W Distance travelled compared to winner in metres

- Fastest split
- Fastest section

Horse/Jockey Name	Arafura/Mark Purdon
Finish Rank	1
Fastest Section Time (Section)	0:12.30 (200-0)
Top Speed [km/h] (Section)	55.5 (200-0)
Race State	Finished



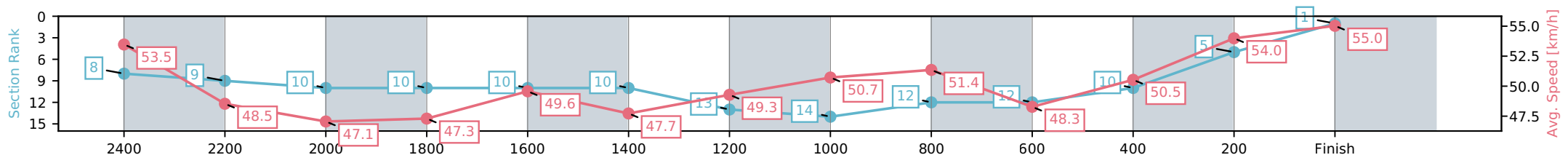
NZ Metropolitan Trotting Club Inc Harness
 Race 7: TENNANT ENGINEERING NEW ZEALAND PACING
 OAKS (MOBILE PACE) (Gr1) - 2600m



21 November 2025 - 8:07PM

Weather: Cloudy

Section	L2600	L2400	L2200	L2000	L1800	L1600	L1400	L1200	L1000	L800	L600	L400	L200
Section Times	3:10.01 (0:13.57)	2:56.44 [9] (0:15.20)	2:41.24 [10] (0:15.65)	2:25.59 [10] (0:15.32)	2:10.27 [10] (0:14.81)	1:55.46 [10] (0:15.53)	1:39.93 [13] (0:14.61)	1:25.32 [14] (0:14.76)	1:10.56 [12] (0:14.55)	0:56.01 [12] (0:14.90)	0:41.11 [10] (0:14.93)	0:26.18 [5] (0:13.88)	0:12.30 [1] (0:12.30)
Average Speed [km/h]	53.5	48.5	47.1	47.3	49.6	47.7	49.3	50.7	51.4	48.3	50.5	54.0	55.0
Top Speed [km/h]	55.1	52.7	48.9	50.7	51.8	50.2	51.5	52.9	53.8	49.6	53.2	55.0	55.5
Avg. Dist. to Rail [m]	8.8	3.8	3.4	3.9	3.5	3.9	5.1	4.4	5.3	5.3	5.8	5.8	9.5



[] Ranking at each section and finish
 -:-:- No data available at this section
 NA No data available

Horse/Jockey Name	Princess Gracy/Z E Butcher
Finish Rank	2
Fastest Section Time (Section)	0:12.77 (200-0)
Top Speed [km/h] (Section)	56.9 (2600 - 2400)
Race State	Finished



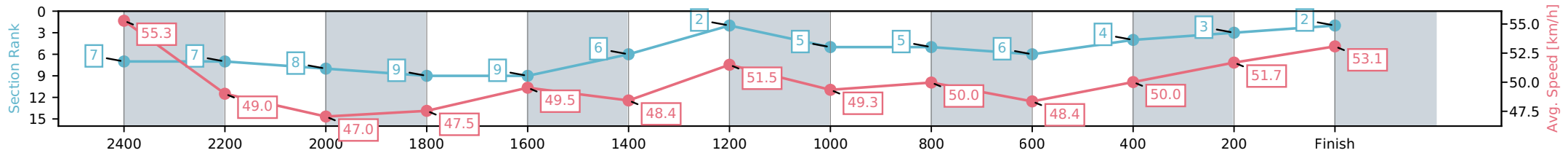
NZ Metropolitan Trotting Club Inc Harness
 Race 7: TENNANT ENGINEERING NEW ZEALAND PACING
 OAKS (MOBILE PACE) (Gr1) - 2600m



21 November 2025 - 8:07PM

Weather: Cloudy

Section	L2600	L2400	L2200	L2000	L1800	L1600	L1400	L1200	L1000	L800	L600	L400	L200
Section Times	3:10.07 (0:13.42)	2:56.65 [7] (0:15.02)	2:41.63 [8] (0:15.69)	2:25.94 [9] (0:15.23)	2:10.71 [9] (0:14.85)	1:55.86 [6] (0:15.36)	1:40.50 [2] (0:13.94)	1:26.56 [5] (0:15.05)	1:11.51 [5] (0:14.76)	0:56.75 [6] (0:14.91)	0:41.84 [4] (0:14.79)	0:27.05 [3] (0:14.28)	0:12.77 [2] (0:12.77)
Average Speed [km/h]	55.3	49.0	47.0	47.5	49.5	48.4	51.5	49.3	50.0	48.4	50.0	51.7	53.1
Top Speed [km/h]	56.9	55.0	48.6	50.5	51.5	53.5	54.2	51.4	52.3	49.1	50.7	53.3	53.8
Avg. Dist. to Rail [m]	6.8	3.7	3.8	3.8	3.6	4.0	5.9	3.6	3.7	3.7	3.7	3.5	6.1



- [] Ranking at each section and finish
- :-:- No data available at this section
- NA No data available

Horse/Jockey Name	Chicago Sky/M J Williamson
Finish Rank	3
Fastest Section Time (Section)	0:12.76 (200-0)
Top Speed [km/h] (Section)	55.3 (1400-1200)
Race State	Finished



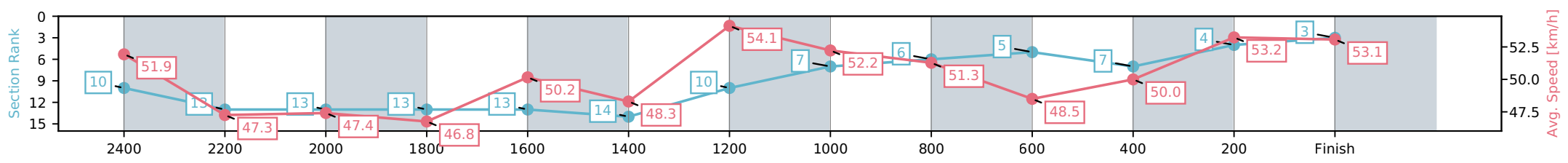
NZ Metropolitan Trotting Club Inc Harness
 Race 7: TENNANT ENGINEERING NEW ZEALAND PACING
 OAKS (MOBILE PACE) (Gr1) - 2600m



21 November 2025 - 8:07PM

Weather: Cloudy

Section	L2600	L2400	L2200	L2000	L1800	L1600	L1400	L1200	L1000	L800	L600	L400	L200
Section Times	3:10.15 (0:13.93)	2:56.22 [13] (0:15.87)	2:40.35 [13] (0:15.71)	2:24.64 [13] (0:15.44)	2:09.20 [13] (0:14.71)	1:54.49 [14] (0:15.41)	1:39.08 [10] (0:13.32)	1:25.76 [7] (0:14.43)	1:11.33 [6] (0:14.56)	0:56.77 [5] (0:14.85)	0:41.92 [7] (0:15.07)	0:26.85 [4] (0:14.09)	0:12.76 [3] (0:12.76)
Average Speed [km/h]	51.9	47.3	47.4	46.8	50.2	48.3	54.1	52.2	51.3	48.5	50.0	53.2	53.1
Top Speed [km/h]	54.2	48.5	48.7	50.0	51.1	51.9	55.3	53.4	54.4	49.1	52.3	54.1	54.0
Avg. Dist. to Rail [m]	11.6	5.8	4.3	4.5	4.0	4.2	7.3	5.6	5.4	5.2	5.8	5.7	7.8



[] Ranking at each section and finish
 -:-:- No data available at this section
 NA No data available

Horse/Jockey Name	Captains Mistress/N P Williamson
Finish Rank	4
Fastest Section Time (Section)	0:12.63 (2600 - 2400)
Top Speed [km/h] (Section)	59.2 (2600 - 2400)
Race State	Finished



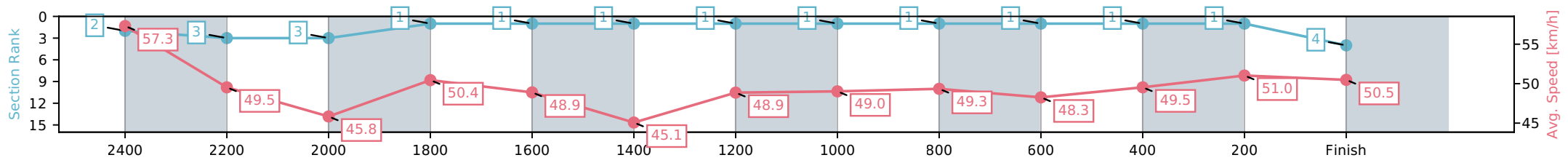
NZ Metropolitan Trotting Club Inc Harness
 Race 7: TENNANT ENGINEERING NEW ZEALAND PACING
 OAKS (MOBILE PACE) (Gr1) - 2600m



21 November 2025 - 8:07PM

Weather: Cloudy

Section	L2600	L2400	L2200	L2000	L1800	L1600	L1400	L1200	L1000	L800	L600	L400	L200
Section Times	3:10.22 (0:12.63)	2:57.59 [3] (0:14.66)	2:42.93 [3] (0:15.88)	2:27.05 [1] (0:14.34)	2:12.71 [1] (0:14.90)	1:57.81 [1] (0:16.16)	1:41.65 [1] (0:14.77)	1:26.88 [1] (0:14.87)	1:12.01 [1] (0:14.70)	0:57.31 [1] (0:14.93)	0:42.38 [1] (0:14.72)	0:27.66 [1] (0:14.22)	0:13.44 [4] (0:13.44)
Average Speed [km/h]	57.3	49.5	45.8	50.4	48.9	45.1	48.9	49.0	49.3	48.3	49.5	51.0	50.5
Top Speed [km/h]	59.2	53.9	47.6	52.3	51.7	46.3	50.5	50.3	51.6	48.6	50.6	51.8	51.7
Avg. Dist. to Rail [m]	3.1	1.8	1.6	3.1	2.9	1.4	2.6	1.5	1.4	1.8	1.7	1.2	2.9



[] Ranking at each section and finish
 -:-:- No data available at this section
 NA No data available

Horse/Jockey Name	Debbie Lincoln/P C Ferguson
Finish Rank	5
Fastest Section Time (Section)	0:12.29 (200-0)
Top Speed [km/h] (Section)	57.9 (2600 - 2400)
Race State	Finished



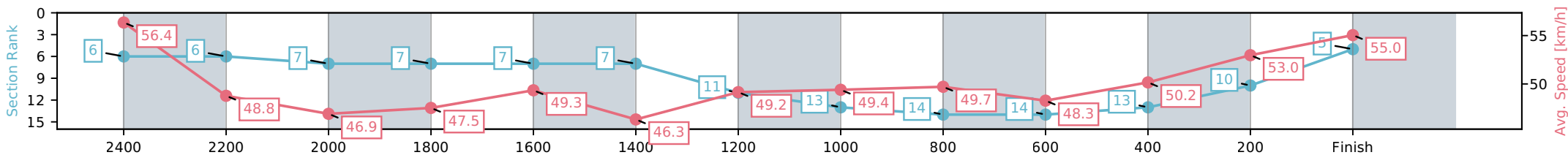
NZ Metropolitan Trotting Club Inc Harness
 Race 7: TENNANT ENGINEERING NEW ZEALAND PACING
 OAKS (MOBILE PACE) (Gr1) - 2600m



21 November 2025 - 8:07PM

Weather: Cloudy

Section	L2600	L2400	L2200	L2000	L1800	L1600	L1400	L1200	L1000	L800	L600	L400	L200
Section Times	3:10.53 (0:13.12)	2:57.41 [6] (0:15.02)	2:42.39 [7] (0:15.71)	2:26.68 [7] (0:15.22)	2:11.46 [7] (0:14.86)	1:56.60 [7] (0:15.86)	1:40.74 [11] (0:14.64)	1:26.10 [13] (0:15.02)	1:11.08 [14] (0:14.82)	0:56.26 [14] (0:14.94)	0:41.32 [13] (0:14.92)	0:26.40 [10] (0:14.11)	0:12.29 [5] (0:12.29)
Average Speed [km/h]	56.4	48.8	46.9	47.5	49.3	46.3	49.2	49.4	49.7	48.3	50.2	53.0	55.0
Top Speed [km/h]	57.9	55.1	48.1	50.3	51.1	48.5	50.9	50.9	52.4	49.1	51.7	55.5	56.6
Avg. Dist. to Rail [m]	4.5	3.0	3.4	3.7	3.2	2.7	4.7	3.4	3.6	5.2	5.1	5.1	8.8



- [] Ranking at each section and finish
- :-:- No data available at this section
- NA No data available

Horse/Jockey Name	Celestial Sea/John R Dunn
Finish Rank	6
Fastest Section Time (Section)	0:13.39 (200-0)
Top Speed [km/h] (Section)	55.3 (2600 - 2400)
Race State	Finished



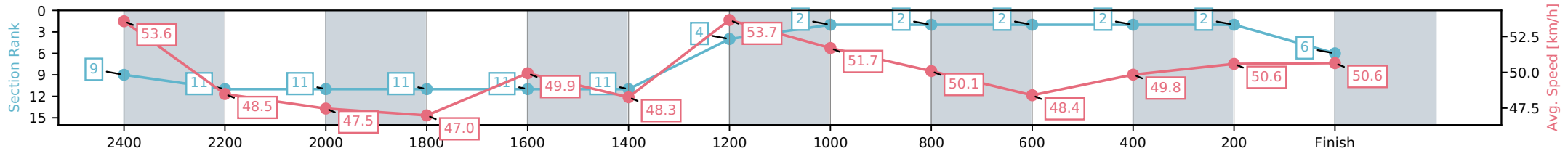
NZ Metropolitan Trotting Club Inc Harness
 Race 7: TENNANT ENGINEERING NEW ZEALAND PACING
 OAKS (MOBILE PACE) (Gr1) - 2600m



21 November 2025 - 8:07PM

Weather: Cloudy

Section	L2600	L2400	L2200	L2000	L1800	L1600	L1400	L1200	L1000	L800	L600	L400	L200
Section Times	3:10.58 (0:13.87)	2:56.71 [11] (0:15.28)	2:41.43 [11] (0:15.61)	2:25.82 [11] (0:15.41)	2:10.41 [11] (0:14.74)	1:55.67 [11] (0:15.45)	1:40.22 [4] (0:13.43)	1:26.79 [2] (0:14.51)	1:12.28 [2] (0:14.72)	0:57.56 [2] (0:14.89)	0:42.67 [2] (0:14.80)	0:27.87 [2] (0:14.48)	0:13.39 [6] (0:13.39)
Average Speed [km/h]	53.6	48.5	47.5	47.0	49.9	48.3	53.7	51.7	50.1	48.4	49.8	50.6	50.6
Top Speed [km/h]	55.3	51.9	49.3	50.3	51.8	52.8	54.2	53.0	52.3	49.1	50.5	51.5	51.5
Avg. Dist. to Rail [m]	8.9	4.4	4.0	4.2	3.9	4.3	6.8	5.1	3.8	3.6	3.4	2.2	4.0



[] Ranking at each section and finish
 -:-:- No data available at this section
 NA No data available

Horse/Jockey Name	Always B Magic/T M Williams
Finish Rank	7
Fastest Section Time (Section)	0:14.01 (200-0)
Top Speed [km/h] (Section)	54.2 (2600 - 2400)
Race State	Finished



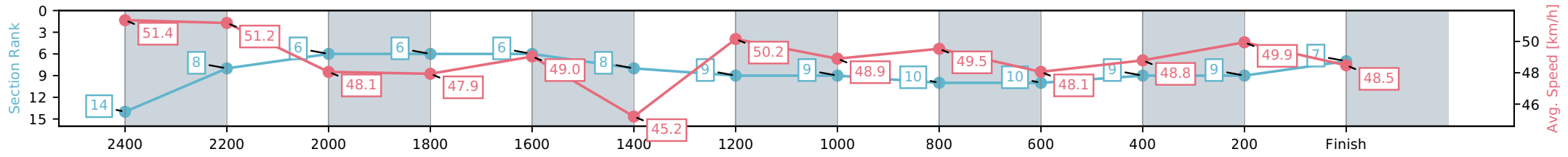
NZ Metropolitan Trotting Club Inc Harness
 Race 7: TENNANT ENGINEERING NEW ZEALAND PACING
 OAKS (MOBILE PACE) (Gr1) - 2600m



21 November 2025 - 8:07PM

Weather: Cloudy

Section	L2600	L2400	L2200	L2000	L1800	L1600	L1400	L1200	L1000	L800	L600	L400	L200
Section Times	3:12.20 (0:14.58)	2:57.62 [8] (0:14.17)	2:43.45 [6] (0:15.07)	2:28.38 [6] (0:15.10)	2:13.28 [6] (0:14.78)	1:58.50 [8] (0:16.10)	1:42.40 [9] (0:14.38)	1:28.02 [9] (0:14.92)	1:13.10 [10] (0:14.68)	0:58.42 [10] (0:14.99)	0:43.43 [9] (0:14.90)	0:28.53 [9] (0:14.52)	0:14.01 [7] (0:14.01)
Average Speed [km/h]	51.4	51.2	48.1	47.9	49.0	45.2	50.2	48.9	49.5	48.1	48.8	49.9	48.5
Top Speed [km/h]	54.2	54.2	50.7	50.7	51.0	47.1	51.0	50.1	51.7	48.6	49.3	50.2	50.2
Avg. Dist. to Rail [m]	6.1	1.6	1.5	2.0	1.8	1.5	3.3	1.7	1.7	2.2	1.6	1.2	2.4



[] Ranking at each section and finish
 -:-:- No data available at this section
 NA No data available

Horse/Jockey Name	Beside Me/C J Dalgety
Finish Rank	8
Fastest Section Time (Section)	0:12.66 (2600 - 2400)
Top Speed [km/h] (Section)	58.1 (2600 - 2400)
Race State	Finished



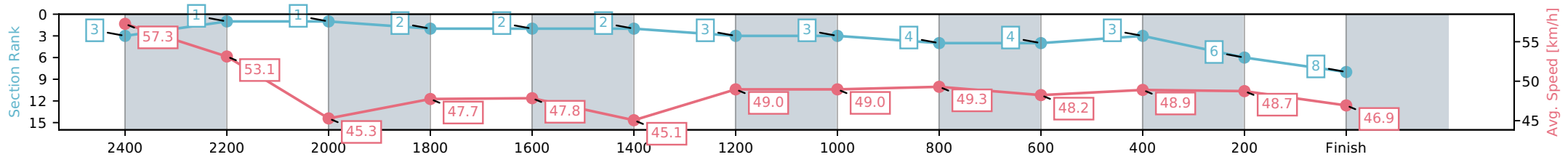
NZ Metropolitan Trotting Club Inc Harness
 Race 7: TENNANT ENGINEERING NEW ZEALAND PACING
 OAKS (MOBILE PACE) (Gr1) - 2600m



21 November 2025 - 8:07PM

Weather: Cloudy

Section	L2600	L2400	L2200	L2000	L1800	L1600	L1400	L1200	L1000	L800	L600	L400	L200
Section Times	3:12.28 (0:12.66)	2:59.62 [1] (0:13.76)	2:45.86 [1] (0:15.94)	2:29.92 [2] (0:15.20)	2:14.72 [2] (0:15.12)	1:59.60 [2] (0:16.18)	1:43.42 [3] (0:14.73)	1:28.69 [3] (0:14.88)	1:13.81 [4] (0:14.72)	0:59.09 [4] (0:14.94)	0:44.15 [3] (0:14.84)	0:29.31 [6] (0:14.84)	0:14.47 [8] (0:14.47)
Average Speed [km/h]	57.3	53.1	45.3	47.7	47.8	45.1	49.0	49.0	49.3	48.2	48.9	48.7	46.9
Top Speed [km/h]	58.1	56.9	48.4	51.7	50.8	46.6	50.9	50.2	51.5	48.6	49.3	49.1	48.5
Avg. Dist. to Rail [m]	5.0	2.9	1.3	1.4	1.6	1.5	2.8	1.4	1.3	1.5	1.4	0.9	4.0



- [] Ranking at each section and finish
- :-:- No data available at this section
- NA No data available

Horse/Jockey Name	Winelight/S J Ottley
Finish Rank	9
Fastest Section Time (Section)	0:13.39 (1400-1200)
Top Speed [km/h] (Section)	54.6 (2600 - 2400)
Race State	Finished



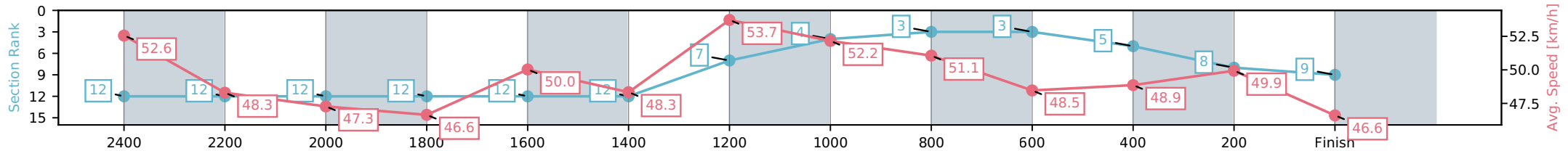
NZ Metropolitan Trotting Club Inc Harness
 Race 7: TENNANT ENGINEERING NEW ZEALAND PACING
 OAKS (MOBILE PACE) (Gr1) - 2600m



21 November 2025 - 8:07PM

Weather: Cloudy

Section	L2600	L2400	L2200	L2000	L1800	L1600	L1400	L1200	L1000	L800	L600	L400	L200
Section Times	3:12.52 (0:14.17)	2:58.35 [12] (0:15.31)	2:43.04 [12] (0:15.64)	2:27.40 [12] (0:15.51)	2:11.89 [12] (0:14.68)	1:57.21 [12] (0:15.38)	1:41.83 [7] (0:13.39)	1:28.44 [4] (0:14.44)	1:14.00 [3] (0:14.59)	0:59.41 [3] (0:14.86)	0:44.55 [5] (0:15.23)	0:29.32 [8] (0:14.82)	0:14.50 [9] (0:14.50)
Average Speed [km/h]	52.6	48.3	47.3	46.6	50.0	48.3	53.7	52.2	51.1	48.5	48.9	49.9	46.6
Top Speed [km/h]	54.6	51.0	48.7	49.8	51.4	52.7	54.2	53.4	54.1	49.0	49.2	50.5	49.8
Avg. Dist. to Rail [m]	10.5	4.0	3.6	4.0	3.4	3.9	6.7	5.4	5.3	4.9	4.7	4.0	7.4



[] Ranking at each section and finish
 -:-:- No data available at this section
 NA No data available

Horse/Jockey Name	General Jen/B N Orange
Finish Rank	10
Fastest Section Time (Section)	0:13.00 (2600 - 2400)
Top Speed [km/h] (Section)	59.4 (2600 - 2400)
Race State	Finished



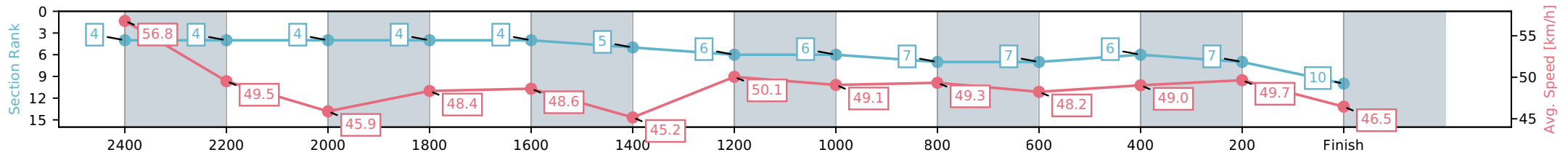
NZ Metropolitan Trotting Club Inc Harness
 Race 7: TENNANT ENGINEERING NEW ZEALAND PACING
 OAKS (MOBILE PACE) (Gr1) - 2600m



21 November 2025 - 8:07PM

Weather: Cloudy

Section	L2600	L2400	L2200	L2000	L1800	L1600	L1400	L1200	L1000	L800	L600	L400	L200
Section Times	3:12.58 (0:13.00)	2:59.58 [4] (0:14.63)	2:44.95 [4] (0:15.84)	2:29.11 [4] (0:14.97)	2:14.14 [4] (0:14.93)	1:59.21 [5] (0:16.13)	1:43.08 [6] (0:14.40)	1:28.68 [6] (0:14.88)	1:13.80 [7] (0:14.73)	0:59.07 [7] (0:14.94)	0:44.13 [6] (0:14.85)	0:29.28 [7] (0:14.64)	0:14.64 [10] (0:14.64)
Average Speed [km/h]	56.8	49.5	45.9	48.4	48.6	45.2	50.1	49.1	49.3	48.2	49.0	49.7	46.5
Top Speed [km/h]	59.4	55.1	47.8	51.3	51.0	47.8	51.1	50.0	51.7	48.8	50.0	50.3	48.9
Avg. Dist. to Rail [m]	2.6	1.7	1.6	1.7	2.0	1.4	2.8	1.7	1.5	1.4	1.6	1.9	5.4



- [] Ranking at each section and finish
- :-:- No data available at this section
- NA No data available

Horse/Jockey Name	Sweet Maggie Mae/T S Chmiel
Finish Rank	11
Fastest Section Time (Section)	0:14.16 (200-0)
Top Speed [km/h] (Section)	55.8 (2600 - 2400)
Race State	Finished



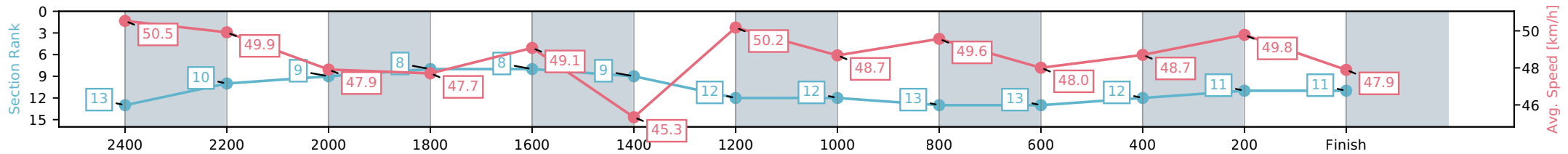
NZ Metropolitan Trotting Club Inc Harness
 Race 7: TENNANT ENGINEERING NEW ZEALAND PACING
 OAKS (MOBILE PACE) (Gr1) - 2600m



21 November 2025 - 8:07PM

Weather: Cloudy

Section	L2600	L2400	L2200	L2000	L1800	L1600	L1400	L1200	L1000	L800	L600	L400	L200
Section Times	3:12.69 (0:14.48)	2:58.21 [10] (0:14.61)	2:43.60 [9] (0:15.09)	2:28.51 [8] (0:15.16)	2:13.35 [8] (0:14.74)	1:58.61 [9] (0:15.99)	1:42.62 [12] (0:14.37)	1:28.25 [12] (0:14.99)	1:13.26 [13] (0:14.66)	0:58.60 [13] (0:15.00)	0:43.60 [12] (0:14.91)	0:28.69 [11] (0:14.53)	0:14.16 [11] (0:14.16)
Average Speed [km/h]	50.5	49.9	47.9	47.7	49.1	45.3	50.2	48.7	49.6	48.0	48.7	49.8	47.9
Top Speed [km/h]	55.8	51.4	50.0	50.6	51.2	47.7	51.5	50.0	51.6	48.7	49.2	50.4	50.1
Avg. Dist. to Rail [m]	13.6	2.1	1.2	2.1	1.4	1.2	3.2	1.6	1.6	2.1	1.3	1.1	2.8



- [] Ranking at each section and finish
- :-:- No data available at this section
- NA No data available

Horse/Jockey Name	Forever Dream/R T May
Finish Rank	12
Fastest Section Time (Section)	0:14.00 (1400-1200)
Top Speed [km/h] (Section)	54.9 (2600 - 2400)
Race State	Finished



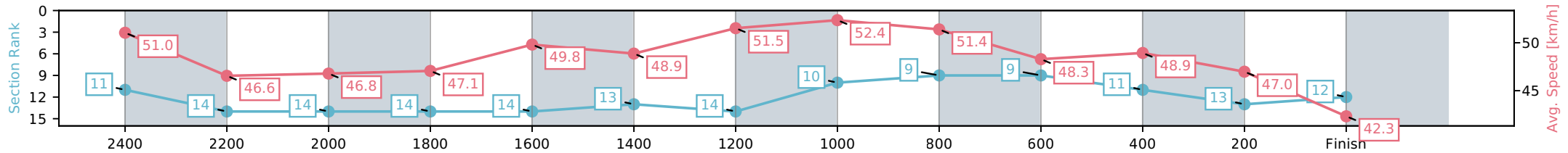
NZ Metropolitan Trotting Club Inc Harness
 Race 7: TENNANT ENGINEERING NEW ZEALAND PACING
 OAKS (MOBILE PACE) (Gr1) - 2600m



21 November 2025 - 8:07PM

Weather: Cloudy

Section	L2600	L2400	L2200	L2000	L1800	L1600	L1400	L1200	L1000	L800	L600	L400	L200
Section Times	3:15.58 (0:14.13)	3:01.45 [14] (0:16.03)	2:45.42 [14] (0:15.82)	2:29.60 [14] (0:15.32)	2:14.28 [14] (0:14.60)	1:59.68 [13] (0:14.87)	1:44.81 [14] (0:14.00)	1:30.81 [10] (0:14.39)	1:16.42 [9] (0:14.53)	1:01.89 [9] (0:14.91)	0:46.98 [11] (0:15.23)	0:31.75 [13] (0:15.68)	0:16.07 [12] (0:16.07)
Average Speed [km/h]	51.0	46.6	46.8	47.1	49.8	48.9	51.5	52.4	51.4	48.3	48.9	47.0	42.3
Top Speed [km/h]	54.9	48.6	47.5	49.0	50.2	51.6	53.0	53.3	53.5	49.2	49.3	48.7	47.0
Avg. Dist. to Rail [m]	13.4	5.1	3.5	2.5	1.7	1.2	5.1	5.6	5.3	5.2	5.0	3.2	2.9



- [] Ranking at each section and finish
- :-:- No data available at this section
- NA No data available

Horse/Jockey Name	Duchess Of Kent/R J Butt
Finish Rank	13
Fastest Section Time (Section)	0:12.41 (2600 - 2400)
Top Speed [km/h] (Section)	60.7 (2600 - 2400)
Race State	Finished



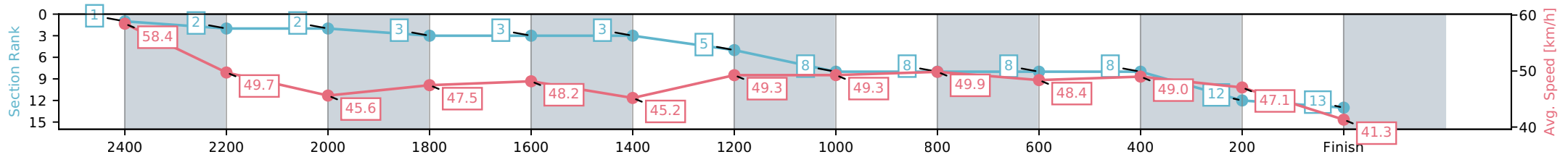
NZ Metropolitan Trotting Club Inc Harness
 Race 7: TENNANT ENGINEERING NEW ZEALAND PACING
 OAKS (MOBILE PACE) (Gr1) - 2600m



21 November 2025 - 8:07PM

Weather: Cloudy

Section	L2600	L2400	L2200	L2000	L1800	L1600	L1400	L1200	L1000	L800	L600	L400	L200
Section Times	3:15.60 (0:12.41)	3:03.19 [2] (0:14.51)	2:48.68 [2] (0:15.85)	2:32.83 [3] (0:15.29)	2:17.54 [3] (0:15.01)	2:02.53 [3] (0:16.10)	1:46.43 [5] (0:14.64)	1:31.79 [8] (0:15.06)	1:16.73 [8] (0:14.81)	1:01.92 [8] (0:14.88)	0:47.04 [8] (0:15.01)	0:32.03 [12] (0:15.54)	0:16.49 [13] (0:16.49)
Average Speed [km/h]	58.4	49.7	45.6	47.5	48.2	45.2	49.3	49.3	49.9	48.4	49.0	47.1	41.3
Top Speed [km/h]	60.7	54.3	48.3	51.5	50.7	47.5	50.1	50.7	52.3	49.0	49.5	48.9	44.9
Avg. Dist. to Rail [m]	7.0	1.2	1.3	1.3	1.5	1.4	4.9	3.6	3.6	3.6	3.4	2.9	5.2



- [] Ranking at each section and finish
- :-:- No data available at this section
- NA No data available

Horse/Jockey Name	Justyouwait/L A McCarthy
Finish Rank	14
Fastest Section Time (Section)	0:13.08 (2600 - 2400)
Top Speed [km/h] (Section)	56.4 (2600 - 2400)
Race State	Finished



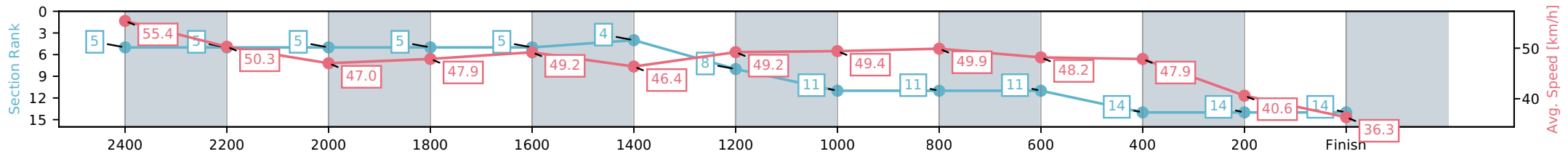
NZ Metropolitan Trotting Club Inc Harness
 Race 7: TENNANT ENGINEERING NEW ZEALAND PACING
 OAKS (MOBILE PACE) (Gr1) - 2600m



21 November 2025 - 8:07PM

Weather: Cloudy

Section	L2600	L2400	L2200	L2000	L1800	L1600	L1400	L1200	L1000	L800	L600	L400	L200
Section Times	3:21.02 (0:13.08)	3:07.94 [5] (0:14.77)	2:53.17 [5] (0:15.69)	2:37.48 [5] (0:15.12)	2:22.36 [5] (0:14.93)	2:07.43 [4] (0:15.90)	1:51.53 [8] (0:14.64)	1:36.89 [11] (0:15.03)	1:21.86 [11] (0:14.79)	1:07.07 [11] (0:14.94)	0:52.13 [14] (0:15.37)	0:36.76 [14] (0:17.91)	0:18.85 [14] (0:18.85)
Average Speed [km/h]	55.4	50.3	47.0	47.9	49.2	46.4	49.2	49.4	49.9	48.2	47.9	40.6	36.3
Top Speed [km/h]	56.4	54.5	48.6	51.1	51.2	48.4	50.4	50.9	52.1	48.6	48.7	45.9	38.5
Avg. Dist. to Rail [m]	6.3	4.5	3.7	3.7	3.4	3.2	4.9	3.6	3.7	3.8	3.4	2.5	5.4



- [] Ranking at each section and finish
- :-:- No data available at this section
- NA No data available