



# NZ Metropolitan Trotting Club Inc Harness

Race 8: GARRARDS NEW ZEALAND TROTTING DERBY (MOBILE TROT) (Gr1) - 2600m

21 November 2025 - 8:38PM



Weather: Cloudy

|              |           |           |           |           |           |           |           |           |
|--------------|-----------|-----------|-----------|-----------|-----------|-----------|-----------|-----------|
| Field Times  | 3:13.51   | 3:01.05   | 2:47.06   | 2:32.11   | 2:16.66   | 2:01.31   | 1:45.95   | 1:30.92   |
| (Race Tempo) | (0:12.46) | (0:13.99) | (0:14.95) | (0:15.45) | (0:15.35) | (0:15.36) | (0:15.03) | (0:14.77) |

| Rank | TAB#   | Horse            | Overall Time  | First 400m | Top Speed km/h (Section) | L2600        | L2400        | L2200        | L2000        | L1800        | L1600        | L1400        | L1200        |
|------|--------|------------------|---------------|------------|--------------------------|--------------|--------------|--------------|--------------|--------------|--------------|--------------|--------------|
|      | (BAR#) | Driver           | Margin (DT-W) | Last 600m  | Fastest Section (Time)   | Start - 2400 | 2400 - 2200  | 2200 - 2000  | 2000 - 1800  | 1800 - 1600  | 1600 - 1400  | 1400 - 1200  | 1200 - 1000  |
| 1    | 4      | Habiti Pat       | 3:13.51       | 0:27.50    | 54.1 (2600 - 2400)       | 3:13.51      | 3:00.60 [7]  | 2:46.01 [7]  | 2:30.49 [8]  | 2:15.08 [8]  | 1:59.51 [8]  | 1:44.40 [10] | 1:29.49 [10] |
|      | (4)    | B N Orange       |               | 0:44.51    | 2600 - 2400 (0:12.91)    | (0:12.91)    | (0:14.59)    | (0:15.52)    | (0:15.41)    | (0:15.57)    | (0:15.11)    | (0:14.91)    | (0:14.73)    |
| 2    | 11     | Meant To Be      | 3:14.01       | 0:28.12    | 54.4 (2600 - 2400)       | 3:14.01      | 3:00.63 [9]  | 2:45.89 [9]  | 2:30.38 [9]  | 2:15.26 [9]  | 1:59.69 [9]  | 1:44.74 [2]  | 1:31.22 [3]  |
|      | (11)   | Z E Butcher      | 2.7L (+4)     | 0:45.28    | 2600 - 2400 (0:13.38)    | (0:13.38)    | (0:14.74)    | (0:15.51)    | (0:15.12)    | (0:15.57)    | (0:14.95)    | (0:13.52)    | (0:14.76)    |
| 3    | 7      | Gatesys Gem      | 3:14.40       | 0:27.84    | 55.1 (2600 - 2400)       | 3:14.40      | 3:01.61 [8]  | 2:46.56 [8]  | 2:31.20 [4]  | 2:16.87 [2]  | 2:01.93 [3]  | 1:46.27 [4]  | 1:31.40 [5]  |
|      | (7)    | LA McCarthy      | 4.9L (+4)     | 0:45.33    | 2600 - 2400 (0:12.79)    | (0:12.79)    | (0:15.05)    | (0:15.36)    | (0:14.33)    | (0:14.94)    | (0:15.66)    | (0:14.87)    | (0:14.88)    |
| 4    | 6      | Youneverknow     | 3:14.41       | 0:26.83    | 56.0 (2600 - 2400)       | 3:14.41      | 3:01.69 [3]  | 2:47.58 [2]  | 2:32.95 [5]  | 2:16.80 [5]  | 2:01.27 [5]  | 1:45.93 [7]  | 1:31.04 [7]  |
|      | (6)    | A G Herlihy MNZM | 5L (+6)       | 0:45.03    | 2600 - 2400 (0:12.72)    | (0:12.72)    | (0:14.11)    | (0:14.63)    | (0:16.15)    | (0:15.53)    | (0:15.34)    | (0:14.89)    | (0:14.78)    |
| 5    | 9      | Higher Power     | 3:15.15       | 0:28.46    | 55.1 (2600 - 2400)       | 3:15.15      | 3:02.19 [11] | 2:46.69 [10] | 2:31.11 [10] | 2:16.02 [10] | 2:00.47 [10] | 1:45.68 [5]  | 1:32.02 [2]  |
|      | (9)    | S D T Phelan     | 9.1L (+3)     | 0:46.41    | 2600 - 2400 (0:12.96)    | (0:12.96)    | (0:15.50)    | (0:15.58)    | (0:15.09)    | (0:15.55)    | (0:14.79)    | (0:13.66)    | (0:14.30)    |
| 6    | 3      | Crackerjack      | 3:15.99       | 0:26.99    | 56.1 (2600 - 2400)       | 3:15.99      | 3:03.40 [5]  | 2:49.00 [5]  | 2:33.50 [7]  | 2:17.94 [7]  | 2:02.52 [7]  | 1:47.20 [9]  | 1:32.33 [9]  |
|      | (3)    | P C Ferguson     | 13.7L (-4)    | 0:46.45    | 2600 - 2400 (0:12.59)    | (0:12.59)    | (0:14.40)    | (0:15.50)    | (0:15.56)    | (0:15.42)    | (0:15.32)    | (0:14.87)    | (0:14.79)    |
| 7    | 5      | Tarragindi       | 3:16.50       | 0:26.45    | 56.4 (2600 - 2400)       | 3:16.50      | 3:04.05 [1]  | 2:50.05 [1]  | 2:35.11 [1]  | 2:19.65 [1]  | 2:04.30 [1]  | 1:48.95 [1]  | 1:33.92 [1]  |
|      | (5)    | M J Williamson   | 16.6L (-22)   | 0:48.09    | 2600 - 2400 (0:12.45)    | (0:12.45)    | (0:14.00)    | (0:14.94)    | (0:15.46)    | (0:15.35)    | (0:15.35)    | (0:15.03)    | (0:14.77)    |
| 8    | 2      | Waterloo Station | 3:18.64       | 0:27.33    | 55.1 (2600 - 2400)       | 3:18.64      | 3:05.65 [6]  | 2:51.31 [6]  | 2:35.86 [6]  | 2:20.73 [6]  | 2:05.24 [6]  | 1:50.12 [8]  | 1:35.09 [8]  |
|      | (2)    | R J Butt         | 28.5L (-19)   | 0:48.88    | 2600 - 2400 (0:12.99)    | (0:12.99)    | (0:14.34)    | (0:15.45)    | (0:15.13)    | (0:15.49)    | (0:15.12)    | (0:15.03)    | (0:14.81)    |
| 9    | 1      | Illicit Love     | 3:19.09       | 0:26.63    | 56.7 (2600 - 2400)       | 3:19.09      | 3:06.45 [2]  | 2:52.46 [3]  | 2:37.34 [2]  | 2:21.89 [3]  | 2:06.38 [2]  | 1:51.19 [3]  | 1:36.19 [4]  |
|      | (1)    | C J Hackett      | 31L (-29)     | 0:49.91    | 2600 - 2400 (0:12.64)    | (0:12.64)    | (0:13.99)    | (0:15.12)    | (0:15.45)    | (0:15.51)    | (0:15.19)    | (0:15.00)    | (0:14.80)    |
| 10   | 10     | Major Doosie     | 3:20.53       | 0:26.91    | 56.6 (2400-2200)         | 3:20.53      | 3:07.51 [4]  | 2:53.62 [4]  | 2:38.39 [3]  | 2:23.02 [4]  | 2:07.50 [4]  | 1:52.34 [6]  | 1:37.33 [6]  |
|      | (10)   | K A Butt         | 39L (-25)     | 0:51.09    | 2600 - 2400 (0:13.02)    | (0:13.02)    | (0:13.89)    | (0:15.23)    | (0:15.37)    | (0:15.52)    | (0:15.16)    | (0:15.01)    | (0:14.80)    |

Scratched: To The Moon And Back (#8)  
Did Not Finish: Chester Gold (#12)

Report Created: Fri 21 November 2025 (Note: Timing is based on positional data)

|       |  |      |   |
|-------|--|------|---|
| [ ]   | Position in running at each section and finish | TAB# | Saddle cloth number                             |
| -:-:- | No data available at this section              | BAR# | Barrier/Gate Position                           |
| NA    | No data available                              | DNF  | Did not finish                                  |
| DNT   | Did not track                                  | DT-W | Distance travelled compared to winner in metres |

Fastest split  
 Fastest section



# NZ Metropolitan Trotting Club Inc Harness

Race 8: GARRARDS NEW ZEALAND TROTTING DERBY (MOBILE TROT) (Gr1) - 2600m

21 November 2025 - 8:38PM



Weather: Cloudy

|              |           |           |           |           |           |
|--------------|-----------|-----------|-----------|-----------|-----------|
| Field Times  | 1:16.16   | 1:01.09   | 0:45.09   | 0:29.33   | 0:14.27   |
| (Race Tempo) | (0:15.07) | (0:16.00) | (0:15.77) | (0:15.06) | (0:14.27) |

| Rank | TAB#   | Horse            | Overall Time  | First 400m | Top Speed km/h (Section) | L1000        | L800         | L600         | L400         | L200         |  |  |  |
|------|--------|------------------|---------------|------------|--------------------------|--------------|--------------|--------------|--------------|--------------|--|--|--|
|      | (BAR#) | Driver           | Margin (DT-W) | Last 600m  | Fastest Section (Time)   | 1000 - 800   | 800 - 600    | 600 - 400    | 400 - 200    | 200 - Finish |  |  |  |
| 1    | 4      | Habibti Pat      | 3:13.51       | 0:27.50    | 54.1 (2600 - 2400)       | 1:14.76 [10] | 0:59.15 [4]  | 0:44.51 [3]  | 0:29.15 [1]  | 0:14.28 [1]  |  |  |  |
|      | (4)    | B N Orange       |               | 0:44.51    | 2600 - 2400 (0:12.91)    | (0:15.61)    | (0:14.64)    | (0:15.36)    | (0:14.87)    | (0:14.28)    |  |  |  |
| 2    | 11     | Meant To Be      | 3:14.01       | 0:28.12    | 54.4 (2600 - 2400)       | 1:16.46 [3]  | 1:01.02 [2]  | 0:45.28 [1]  | 0:29.83 [2]  | 0:14.69 [2]  |  |  |  |
|      | (11)   | Z E Butcher      | 2.7L (+4)     | 0:45.28    | 2600 - 2400 (0:13.38)    | (0:15.44)    | (0:15.74)    | (0:15.45)    | (0:15.14)    | (0:14.69)    |  |  |  |
| 3    | 7      | Gatesys Gem      | 3:14.40       | 0:27.84    | 55.1 (2600 - 2400)       | 1:16.52 [5]  | 1:01.06 [5]  | 0:45.33 [5]  | 0:29.70 [4]  | 0:14.38 [3]  |  |  |  |
|      | (7)    | L A McCarthy     | 4.9L (+4)     | 0:45.33    | 2600 - 2400 (0:12.79)    | (0:15.46)    | (0:15.73)    | (0:15.63)    | (0:15.32)    | (0:14.38)    |  |  |  |
| 4    | 6      | Youneverknow     | 3:14.41       | 0:26.83    | 56.0 (2600 - 2400)       | 1:16.26 [7]  | 1:00.71 [7]  | 0:45.03 [6]  | 0:29.56 [3]  | 0:14.40 [4]  |  |  |  |
|      | (6)    | A G Herlihy MNZM | 5L (+6)       | 0:45.03    | 2600 - 2400 (0:12.72)    | (0:15.55)    | (0:15.68)    | (0:15.47)    | (0:15.16)    | (0:14.40)    |  |  |  |
| 5    | 9      | Higher Power     | 3:15.15       | 0:28.46    | 55.1 (2600 - 2400)       | 1:17.72 [2]  | 1:02.46 [3]  | 0:46.41 [4]  | 0:30.60 [5]  | 0:15.04 [5]  |  |  |  |
|      | (9)    | S D T Phelan     | 9.1L (+3)     | 0:46.41    | 2600 - 2400 (0:12.96)    | (0:15.26)    | (0:16.05)    | (0:15.81)    | (0:15.56)    | (0:15.04)    |  |  |  |
| 6    | 3      | Crackerjack      | 3:15.99       | 0:26.99    | 56.1 (2600 - 2400)       | 1:17.54 [9]  | 1:01.97 [9]  | 0:46.45 [7]  | 0:30.79 [7]  | 0:15.58 [6]  |  |  |  |
|      | (3)    | P C Ferguson     | 13.7L (-4)    | 0:46.45    | 2600 - 2400 (0:12.59)    | (0:15.57)    | (0:15.52)    | (0:15.66)    | (0:15.21)    | (0:15.58)    |  |  |  |
| 7    | 5      | Tarragindi       | 3:16.50       | 0:26.45    | 56.4 (2600 - 2400)       | 1:19.15 [1]  | 1:04.09 [1]  | 0:48.09 [2]  | 0:32.30 [6]  | 0:16.23 [7]  |  |  |  |
|      | (5)    | M J Williamson   | 16.6L (-22)   | 0:48.09    | 2600 - 2400 (0:12.45)    | (0:15.06)    | (0:16.00)    | (0:15.79)    | (0:16.07)    | (0:16.23)    |  |  |  |
| 8    | 2      | Waterloo Station | 3:18.64       | 0:27.33    | 55.1 (2600 - 2400)       | 1:20.28 [8]  | 1:04.66 [10] | 0:48.88 [8]  | 0:32.76 [8]  | 0:16.78 [8]  |  |  |  |
|      | (2)    | R J Butt         | 28.5L (-19)   | 0:48.88    | 2600 - 2400 (0:12.99)    | (0:15.62)    | (0:15.78)    | (0:16.12)    | (0:15.98)    | (0:16.78)    |  |  |  |
| 9    | 1      | Illicit Love     | 3:19.09       | 0:26.63    | 56.7 (2600 - 2400)       | 1:21.39 [4]  | 1:06.09 [6]  | 0:49.91 [10] | 0:32.85 [10] | 0:16.32 [9]  |  |  |  |
|      | (1)    | C J Hackett      | 31L (-29)     | 0:49.91    | 2600 - 2400 (0:12.64)    | (0:15.30)    | (0:16.18)    | (0:17.06)    | (0:16.53)    | (0:16.32)    |  |  |  |
| 10   | 10     | Major Doosie     | 3:20.53       | 0:26.91    | 56.6 (2400-2200)         | 1:22.53 [6]  | 1:07.08 [8]  | 0:51.09 [9]  | 0:34.63 [9]  | 0:18.07 [10] |  |  |  |
|      | (10)   | K A Butt         | 39L (-25)     | 0:51.09    | 2600 - 2400 (0:13.02)    | (0:15.45)    | (0:15.99)    | (0:16.46)    | (0:16.56)    | (0:18.07)    |  |  |  |

Scratched: To The Moon And Back (#8)  
Did Not Finish: Chester Gold (#12)

Report Created: Fri 21 November 2025 (Note: Timing is based on positional data)

|       |  |      |   |
|-------|--|------|---|
| [ ]   | Position in running at each section and finish | TAB# | Saddle cloth number                             |
| -:-:- | No data available at this section              | BAR# | Barrier/Gate Position                           |
| NA    | No data available                              | DNF  | Did not finish                                  |
| DNT   | Did not track                                  | DT-W | Distance travelled compared to winner in metres |

Fastest split  
 Fastest section

|                                |                        |
|--------------------------------|------------------------|
| Horse/Jockey Name              | Habibti Pat/B N Orange |
| Finish Rank                    | 1                      |
| Fastest Section Time (Section) | 0:12.91 (2600 - 2400)  |
| Top Speed [km/h] (Section)     | 54.1 (2600 - 2400)     |
| Race State                     | Finished               |



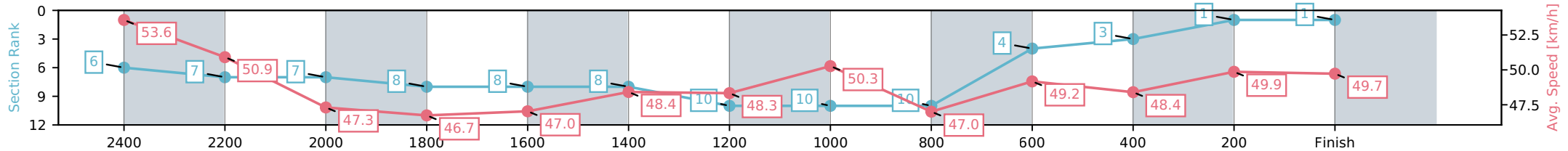
NZ Metropolitan Trotting Club Inc Harness  
 Race 8: GARRARDS NEW ZEALAND TROTTING DERBY  
 (MOBILE TROT) (Gr1) - 2600m



21 November 2025 - 8:38PM

Weather: Cloudy

| Section                | L2600                | L2400                    | L2200                    | L2000                    | L1800                    | L1600                    | L1400                     | L1200                     | L1000                     | L800                     | L600                     | L400                     | L200                     |
|------------------------|----------------------|--------------------------|--------------------------|--------------------------|--------------------------|--------------------------|---------------------------|---------------------------|---------------------------|--------------------------|--------------------------|--------------------------|--------------------------|
| Section Times          | 3:13.51<br>(0:12.91) | 3:00.60 [7]<br>(0:14.59) | 2:46.01 [7]<br>(0:15.52) | 2:30.49 [8]<br>(0:15.41) | 2:15.08 [8]<br>(0:15.57) | 1:59.51 [8]<br>(0:15.11) | 1:44.40 [10]<br>(0:14.91) | 1:29.49 [10]<br>(0:14.73) | 1:14.76 [10]<br>(0:15.61) | 0:59.15 [4]<br>(0:14.64) | 0:44.51 [3]<br>(0:15.36) | 0:29.15 [1]<br>(0:14.87) | 0:14.28 [1]<br>(0:14.28) |
| Average Speed [km/h]   | 53.6                 | 50.9                     | 47.3                     | 46.7                     | 47.0                     | 48.4                     | 48.3                      | 50.3                      | 47.0                      | 49.2                     | 48.4                     | 49.9                     | 49.7                     |
| Top Speed [km/h]       | 54.1                 | 53.6                     | 49.9                     | 48.0                     | 48.5                     | 49.6                     | 51.4                      | 51.9                      | 48.0                      | 49.8                     | 48.7                     | 52.0                     | 51.8                     |
| Avg. Dist. to Rail [m] | 7.5                  | 4.0                      | 2.7                      | 3.4                      | 3.0                      | 2.5                      | 5.6                       | 3.5                       | 3.0                       | 6.0                      | 5.0                      | 4.4                      | 5.6                      |



[ ] Ranking at each section and finish  
 -:-:- No data available at this section  
 NA No data available

|                                |                         |
|--------------------------------|-------------------------|
| Horse/Jockey Name              | Meant To Be/Z E Butcher |
| Finish Rank                    | 2                       |
| Fastest Section Time (Section) | 0:13.38 (2600 - 2400)   |
| Top Speed [km/h] (Section)     | 54.4 (2600 - 2400)      |
| Race State                     | Finished                |



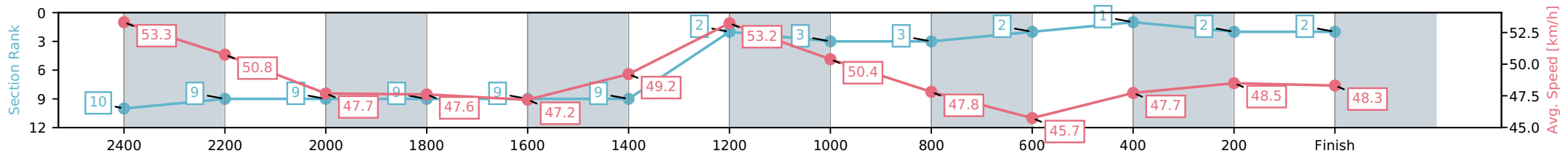
NZ Metropolitan Trotting Club Inc Harness  
 Race 8: GARRARDS NEW ZEALAND TROTting DERBY  
 (MOBILE TROT) (Gr1) - 2600m



21 November 2025 - 8:38PM

Weather: Cloudy

| Section                | L2600                | L2400                    | L2200                    | L2000                    | L1800                    | L1600                    | L1400                    | L1200                    | L1000                    | L800                     | L600                     | L400                     | L200                     |
|------------------------|----------------------|--------------------------|--------------------------|--------------------------|--------------------------|--------------------------|--------------------------|--------------------------|--------------------------|--------------------------|--------------------------|--------------------------|--------------------------|
| Section Times          | 3:14.01<br>(0:13.38) | 3:00.63 [9]<br>(0:14.74) | 2:45.89 [9]<br>(0:15.51) | 2:30.38 [9]<br>(0:15.12) | 2:15.26 [9]<br>(0:15.57) | 1:59.69 [9]<br>(0:14.95) | 1:44.74 [2]<br>(0:13.52) | 1:31.22 [3]<br>(0:14.76) | 1:16.46 [3]<br>(0:15.44) | 1:01.02 [2]<br>(0:15.74) | 0:45.28 [1]<br>(0:15.45) | 0:29.83 [2]<br>(0:15.14) | 0:14.69 [2]<br>(0:14.69) |
| Average Speed [km/h]   | 53.3                 | 50.8                     | 47.7                     | 47.6                     | 47.2                     | 49.2                     | 53.2                     | 50.4                     | 47.8                     | 45.7                     | 47.7                     | 48.5                     | 48.3                     |
| Top Speed [km/h]       | 54.4                 | 54.4                     | 50.0                     | 49.0                     | 48.5                     | 50.1                     | 54.1                     | 53.9                     | 50.2                     | 46.2                     | 48.5                     | 49.5                     | 49.6                     |
| Avg. Dist. to Rail [m] | 9.3                  | 5.0                      | 3.5                      | 3.8                      | 3.4                      | 3.1                      | 8.2                      | 4.0                      | 3.4                      | 4.4                      | 3.8                      | 3.0                      | 5.2                      |



- [ ] Ranking at each section and finish
- :-:- No data available at this section
- NA No data available

|                                |                          |
|--------------------------------|--------------------------|
| Horse/Jockey Name              | Gatesys Gem/L A McCarthy |
| Finish Rank                    | 3                        |
| Fastest Section Time (Section) | 0:12.79 (2600 - 2400)    |
| Top Speed [km/h] (Section)     | 55.1 (2600 - 2400)       |
| Race State                     | Finished                 |



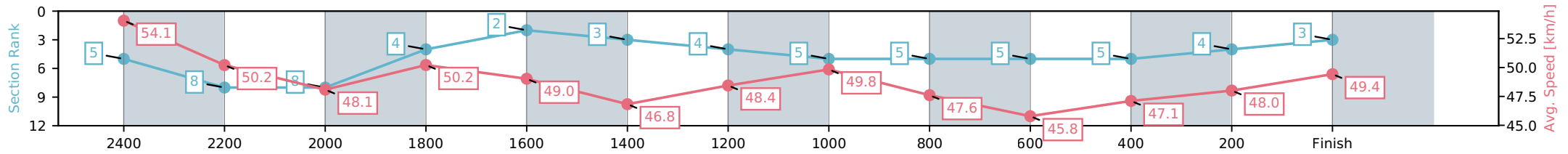
NZ Metropolitan Trotting Club Inc Harness  
 Race 8: GARRARDS NEW ZEALAND TROTTING DERBY  
 (MOBILE TROT) (Gr1) - 2600m



21 November 2025 - 8:38PM

Weather: Cloudy

| Section                | L2600                | L2400                    | L2200                    | L2000                    | L1800                    | L1600                    | L1400                    | L1200                    | L1000                    | L800                     | L600                     | L400                     | L200                     |
|------------------------|----------------------|--------------------------|--------------------------|--------------------------|--------------------------|--------------------------|--------------------------|--------------------------|--------------------------|--------------------------|--------------------------|--------------------------|--------------------------|
| Section Times          | 3:14.40<br>(0:12.79) | 3:01.61 [8]<br>(0:15.05) | 2:46.56 [8]<br>(0:15.36) | 2:31.20 [4]<br>(0:14.33) | 2:16.87 [2]<br>(0:14.94) | 2:01.93 [3]<br>(0:15.66) | 1:46.27 [4]<br>(0:14.87) | 1:31.40 [5]<br>(0:14.88) | 1:16.52 [5]<br>(0:15.46) | 1:01.06 [5]<br>(0:15.73) | 0:45.33 [5]<br>(0:15.63) | 0:29.70 [4]<br>(0:15.32) | 0:14.38 [3]<br>(0:14.38) |
| Average Speed [km/h]   | 54.1                 | 50.2                     | 48.1                     | 50.2                     | 49.0                     | 46.8                     | 48.4                     | 49.8                     | 47.6                     | 45.8                     | 47.1                     | 48.0                     | 49.4                     |
| Top Speed [km/h]       | 55.1                 | 52.4                     | 49.8                     | 50.9                     | 49.9                     | 47.6                     | 52.1                     | 52.2                     | 49.1                     | 46.2                     | 47.8                     | 49.4                     | 49.7                     |
| Avg. Dist. to Rail [m] | 12.8                 | 6.4                      | 3.4                      | 4.6                      | 3.3                      | 2.6                      | 5.7                      | 3.6                      | 3.3                      | 4.5                      | 3.7                      | 3.6                      | 5.1                      |



- [ ] Ranking at each section and finish
- :-:- No data available at this section
- NA No data available

|                                |                               |
|--------------------------------|-------------------------------|
| Horse/Jockey Name              | Youneverknow/A G Herlihy MNZM |
| Finish Rank                    | 4                             |
| Fastest Section Time (Section) | 0:12.72 (2600 - 2400)         |
| Top Speed [km/h] (Section)     | 56.0 (2600 - 2400)            |
| Race State                     | Finished                      |



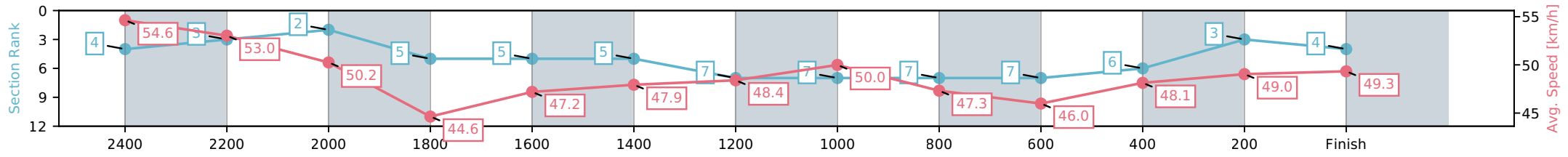
NZ Metropolitan Trotting Club Inc Harness  
 Race 8: GARRARDS NEW ZEALAND TROTTING DERBY  
 (MOBILE TROT) (Gr1) - 2600m



21 November 2025 - 8:38PM

Weather: Cloudy

| Section                | L2600                | L2400                    | L2200                    | L2000                    | L1800                    | L1600                    | L1400                    | L1200                    | L1000                    | L800                     | L600                     | L400                     | L200                     |
|------------------------|----------------------|--------------------------|--------------------------|--------------------------|--------------------------|--------------------------|--------------------------|--------------------------|--------------------------|--------------------------|--------------------------|--------------------------|--------------------------|
| Section Times          | 3:14.41<br>(0:12.72) | 3:01.69 [3]<br>(0:14.11) | 2:47.58 [2]<br>(0:14.63) | 2:32.95 [5]<br>(0:16.15) | 2:16.80 [5]<br>(0:15.53) | 2:01.27 [5]<br>(0:15.34) | 1:45.93 [7]<br>(0:14.89) | 1:31.04 [7]<br>(0:14.78) | 1:16.26 [7]<br>(0:15.55) | 1:00.71 [7]<br>(0:15.68) | 0:45.03 [6]<br>(0:15.47) | 0:29.56 [3]<br>(0:15.16) | 0:14.40 [4]<br>(0:14.40) |
| Average Speed [km/h]   | 54.6                 | 53.0                     | 50.2                     | 44.6                     | 47.2                     | 47.9                     | 48.4                     | 50.0                     | 47.3                     | 46.0                     | 48.1                     | 49.0                     | 49.3                     |
| Top Speed [km/h]       | 56.0                 | 54.1                     | 52.6                     | 49.3                     | 48.7                     | 48.8                     | 51.2                     | 51.2                     | 48.3                     | 46.7                     | 49.0                     | 50.2                     | 50.1                     |
| Avg. Dist. to Rail [m] | 10.7                 | 5.1                      | 3.1                      | 3.4                      | 3.1                      | 3.0                      | 5.5                      | 3.4                      | 3.2                      | 4.7                      | 5.2                      | 5.0                      | 7.0                      |



[ ] Ranking at each section and finish  
 -.-.- No data available at this section  
 NA No data available

|                                |                           |
|--------------------------------|---------------------------|
| Horse/Jockey Name              | Higher Power/S D T Phelan |
| Finish Rank                    | 5                         |
| Fastest Section Time (Section) | 0:12.96 (2600 - 2400)     |
| Top Speed [km/h] (Section)     | 55.1 (2600 - 2400)        |
| Race State                     | Finished                  |



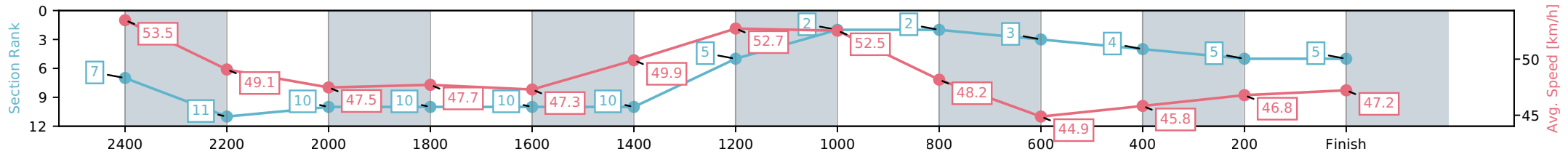
NZ Metropolitan Trotting Club Inc Harness  
 Race 8: GARRARDS NEW ZEALAND TROTTING DERBY  
 (MOBILE TROT) (Gr1) - 2600m



21 November 2025 - 8:38PM

Weather: Cloudy

| Section                | L2600                | L2400                     | L2200                     | L2000                     | L1800                     | L1600                     | L1400                    | L1200                    | L1000                    | L800                     | L600                     | L400                     | L200                     |
|------------------------|----------------------|---------------------------|---------------------------|---------------------------|---------------------------|---------------------------|--------------------------|--------------------------|--------------------------|--------------------------|--------------------------|--------------------------|--------------------------|
| Section Times          | 3:15.15<br>(0:12.96) | 3:02.19 [11]<br>(0:15.50) | 2:46.69 [10]<br>(0:15.58) | 2:31.11 [10]<br>(0:15.09) | 2:16.02 [10]<br>(0:15.55) | 2:00.47 [10]<br>(0:14.79) | 1:45.68 [5]<br>(0:13.66) | 1:32.02 [2]<br>(0:14.30) | 1:17.72 [2]<br>(0:15.26) | 1:02.46 [3]<br>(0:16.05) | 0:46.41 [4]<br>(0:15.81) | 0:30.60 [5]<br>(0:15.56) | 0:15.04 [5]<br>(0:15.04) |
| Average Speed [km/h]   | 53.5                 | 49.1                      | 47.5                      | 47.7                      | 47.3                      | 49.9                      | 52.7                     | 52.5                     | 48.2                     | 44.9                     | 45.8                     | 46.8                     | 47.2                     |
| Top Speed [km/h]       | 55.1                 | 51.0                      | 49.9                      | 48.7                      | 48.9                      | 51.0                      | 54.2                     | 53.7                     | 51.7                     | 45.4                     | 46.7                     | 48.1                     | 48.1                     |
| Avg. Dist. to Rail [m] | 14.8                 | 7.2                       | 3.6                       | 4.1                       | 3.7                       | 3.7                       | 8.5                      | 5.2                      | 3.2                      | 2.5                      | 1.5                      | 2.1                      | 3.9                      |



- [ ] Ranking at each section and finish
- :-:- No data available at this section
- NA No data available

|                                |                          |
|--------------------------------|--------------------------|
| Horse/Jockey Name              | Crackerjack/P C Ferguson |
| Finish Rank                    | 6                        |
| Fastest Section Time (Section) | 0:12.59 (2600 - 2400)    |
| Top Speed [km/h] (Section)     | 56.1 (2600 - 2400)       |
| Race State                     | Finished                 |



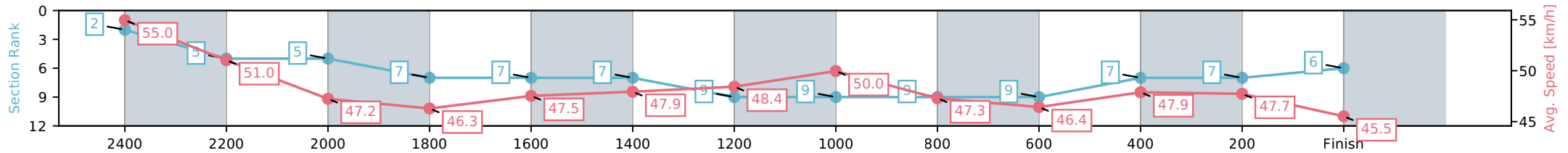
NZ Metropolitan Trotting Club Inc Harness  
 Race 8: GARRARDS NEW ZEALAND TROTTING DERBY  
 (MOBILE TROT) (Gr1) - 2600m



21 November 2025 - 8:38PM

Weather: Cloudy

| Section                | L2600                | L2400                    | L2200                    | L2000                    | L1800                    | L1600                    | L1400                    | L1200                    | L1000                    | L800                     | L600                     | L400                     | L200                     |
|------------------------|----------------------|--------------------------|--------------------------|--------------------------|--------------------------|--------------------------|--------------------------|--------------------------|--------------------------|--------------------------|--------------------------|--------------------------|--------------------------|
| Section Times          | 3:15.99<br>(0:12.59) | 3:03.40 [5]<br>(0:14.40) | 2:49.00 [5]<br>(0:15.50) | 2:33.50 [7]<br>(0:15.56) | 2:17.94 [7]<br>(0:15.42) | 2:02.52 [7]<br>(0:15.32) | 1:47.20 [9]<br>(0:14.87) | 1:32.33 [9]<br>(0:14.79) | 1:17.54 [9]<br>(0:15.57) | 1:01.97 [9]<br>(0:15.52) | 0:46.45 [7]<br>(0:15.66) | 0:30.79 [7]<br>(0:15.21) | 0:15.58 [6]<br>(0:15.58) |
| Average Speed [km/h]   | 55.0                 | 51.0                     | 47.2                     | 46.3                     | 47.5                     | 47.9                     | 48.4                     | 50.0                     | 47.3                     | 46.4                     | 47.9                     | 47.7                     | 45.5                     |
| Top Speed [km/h]       | 56.1                 | 54.1                     | 49.5                     | 48.5                     | 48.9                     | 48.9                     | 51.5                     | 51.5                     | 48.3                     | 47.9                     | 48.5                     | 48.5                     | 47.7                     |
| Avg. Dist. to Rail [m] | 5.5                  | 2.7                      | 2.4                      | 3.1                      | 3.0                      | 2.9                      | 5.6                      | 3.3                      | 3.3                      | 5.2                      | 6.1                      | 1.1                      | 1.6                      |



- [ ] Ranking at each section and finish
- :-:- No data available at this section
- NA No data available

|                                |                           |
|--------------------------------|---------------------------|
| Horse/Jockey Name              | Tarragindi/M J Williamson |
| Finish Rank                    | 7                         |
| Fastest Section Time (Section) | 0:12.45 (2600 - 2400)     |
| Top Speed [km/h] (Section)     | 56.4 (2600 - 2400)        |
| Race State                     | Finished                  |



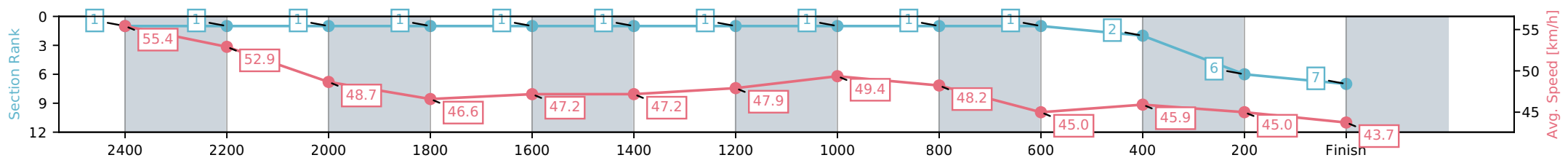
NZ Metropolitan Trotting Club Inc Harness  
 Race 8: GARRARDS NEW ZEALAND TROTTING DERBY  
 (MOBILE TROT) (Gr1) - 2600m



21 November 2025 - 8:38PM

Weather: Cloudy

| Section                | L2600                | L2400                    | L2200                    | L2000                    | L1800                    | L1600                    | L1400                    | L1200                    | L1000                    | L800                     | L600                     | L400                     | L200                     |
|------------------------|----------------------|--------------------------|--------------------------|--------------------------|--------------------------|--------------------------|--------------------------|--------------------------|--------------------------|--------------------------|--------------------------|--------------------------|--------------------------|
| Section Times          | 3:16.50<br>(0:12.45) | 3:04.05 [1]<br>(0:14.00) | 2:50.05 [1]<br>(0:14.94) | 2:35.11 [1]<br>(0:15.46) | 2:19.65 [1]<br>(0:15.35) | 2:04.30 [1]<br>(0:15.35) | 1:48.95 [1]<br>(0:15.03) | 1:33.92 [1]<br>(0:14.77) | 1:19.15 [1]<br>(0:15.06) | 1:04.09 [1]<br>(0:16.00) | 0:48.09 [2]<br>(0:15.79) | 0:32.30 [6]<br>(0:16.07) | 0:16.23 [7]<br>(0:16.23) |
| Average Speed [km/h]   | 55.4                 | 52.9                     | 48.7                     | 46.6                     | 47.2                     | 47.2                     | 47.9                     | 49.4                     | 48.2                     | 45.0                     | 45.9                     | 45.0                     | 43.7                     |
| Top Speed [km/h]       | 56.4                 | 55.1                     | 51.0                     | 47.4                     | 48.7                     | 47.8                     | 49.7                     | 51.7                     | 50.4                     | 45.5                     | 46.4                     | 46.4                     | 44.3                     |
| Avg. Dist. to Rail [m] | 8.8                  | 3.7                      | 1.8                      | 1.5                      | 1.3                      | 1.1                      | 3.0                      | 1.5                      | 1.7                      | 2.8                      | 1.6                      | 1.0                      | 4.0                      |



[ ] Ranking at each section and finish  
 -:-:- No data available at this section  
 NA No data available

|                                |                           |
|--------------------------------|---------------------------|
| Horse/Jockey Name              | Waterloo Station/R J Butt |
| Finish Rank                    | 8                         |
| Fastest Section Time (Section) | 0:12.99 (2600 - 2400)     |
| Top Speed [km/h] (Section)     | 55.1 (2600 - 2400)        |
| Race State                     | Finished                  |



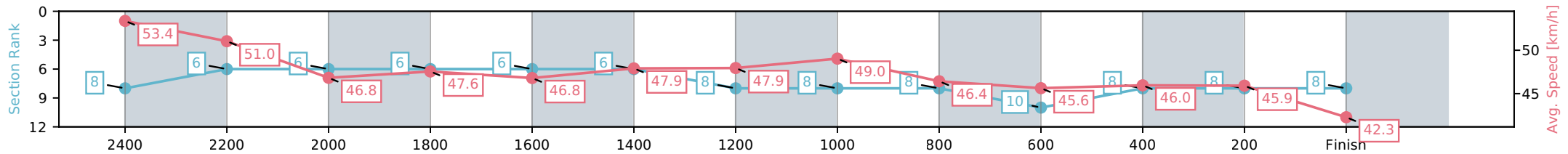
NZ Metropolitan Trotting Club Inc Harness  
 Race 8: GARRARDS NEW ZEALAND TROTting DERBY  
 (MOBILE TROT) (Gr1) - 2600m



21 November 2025 - 8:38PM

Weather: Cloudy

| Section                | L2600                | L2400                    | L2200                    | L2000                    | L1800                    | L1600                    | L1400                    | L1200                    | L1000                    | L800                      | L600                     | L400                     | L200                     |
|------------------------|----------------------|--------------------------|--------------------------|--------------------------|--------------------------|--------------------------|--------------------------|--------------------------|--------------------------|---------------------------|--------------------------|--------------------------|--------------------------|
| Section Times          | 3:18.64<br>(0:12.99) | 3:05.65 [6]<br>(0:14.34) | 2:51.31 [6]<br>(0:15.45) | 2:35.86 [6]<br>(0:15.13) | 2:20.73 [6]<br>(0:15.49) | 2:05.24 [6]<br>(0:15.12) | 1:50.12 [8]<br>(0:15.03) | 1:35.09 [8]<br>(0:14.81) | 1:20.28 [8]<br>(0:15.62) | 1:04.66 [10]<br>(0:15.78) | 0:48.88 [8]<br>(0:16.12) | 0:32.76 [8]<br>(0:15.98) | 0:16.78 [8]<br>(0:16.78) |
| Average Speed [km/h]   | 53.4                 | 51.0                     | 46.8                     | 47.6                     | 46.8                     | 47.9                     | 47.9                     | 49.0                     | 46.4                     | 45.6                      | 46.0                     | 45.9                     | 42.3                     |
| Top Speed [km/h]       | 55.1                 | 55.0                     | 49.3                     | 48.4                     | 47.8                     | 48.4                     | 50.5                     | 50.5                     | 47.4                     | 46.6                      | 46.4                     | 46.2                     | 45.9                     |
| Avg. Dist. to Rail [m] | 4.7                  | 2.2                      | 0.8                      | 1.2                      | 1.3                      | 1.1                      | 3.4                      | 1.3                      | 1.1                      | 2.6                       | 4.1                      | 2.7                      | 5.2                      |



- [ ] Ranking at each section and finish
- :-:- No data available at this section
- NA No data available

|                                |                          |
|--------------------------------|--------------------------|
| Horse/Jockey Name              | Illicit Love/C J Hackett |
| Finish Rank                    | 9                        |
| Fastest Section Time (Section) | 0:12.64 (2600 - 2400)    |
| Top Speed [km/h] (Section)     | 56.7 (2600 - 2400)       |
| Race State                     | Finished                 |



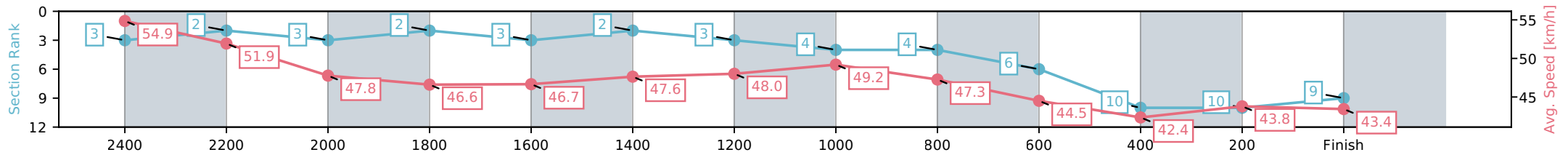
NZ Metropolitan Trotting Club Inc Harness  
 Race 8: GARRARDS NEW ZEALAND TROTTING DERBY  
 (MOBILE TROT) (Gr1) - 2600m



21 November 2025 - 8:38PM

Weather: Cloudy

| Section                | L2600                | L2400                    | L2200                    | L2000                    | L1800                    | L1600                    | L1400                    | L1200                    | L1000                    | L800                     | L600                      | L400                      | L200                     |
|------------------------|----------------------|--------------------------|--------------------------|--------------------------|--------------------------|--------------------------|--------------------------|--------------------------|--------------------------|--------------------------|---------------------------|---------------------------|--------------------------|
| Section Times          | 3:19.09<br>(0:12.64) | 3:06.45 [2]<br>(0:13.99) | 2:52.46 [3]<br>(0:15.12) | 2:37.34 [2]<br>(0:15.45) | 2:21.89 [3]<br>(0:15.51) | 2:06.38 [2]<br>(0:15.19) | 1:51.19 [3]<br>(0:15.00) | 1:36.19 [4]<br>(0:14.80) | 1:21.39 [4]<br>(0:15.30) | 1:06.09 [6]<br>(0:16.18) | 0:49.91 [10]<br>(0:17.06) | 0:32.85 [10]<br>(0:16.53) | 0:16.32 [9]<br>(0:16.32) |
| Average Speed [km/h]   | 54.9                 | 51.9                     | 47.8                     | 46.6                     | 46.7                     | 47.6                     | 48.0                     | 49.2                     | 47.3                     | 44.5                     | 42.4                      | 43.8                      | 43.4                     |
| Top Speed [km/h]       | 56.7                 | 56.5                     | 49.2                     | 47.1                     | 48.2                     | 48.3                     | 50.4                     | 51.0                     | 48.6                     | 45.6                     | 44.5                      | 45.0                      | 46.0                     |
| Avg. Dist. to Rail [m] | 3.0                  | 1.2                      | 0.8                      | 1.2                      | 1.1                      | 0.9                      | 3.1                      | 1.4                      | 1.0                      | 1.4                      | 0.6                       | 1.3                       | 5.9                      |



- [ ] Ranking at each section and finish
- :-:- No data available at this section
- NA No data available

|                                |                       |
|--------------------------------|-----------------------|
| Horse/Jockey Name              | Major Doosie/K A Butt |
| Finish Rank                    | 10                    |
| Fastest Section Time (Section) | 0:13.02 (2600 - 2400) |
| Top Speed [km/h] (Section)     | 56.6 (2400-2200)      |
| Race State                     | Finished              |



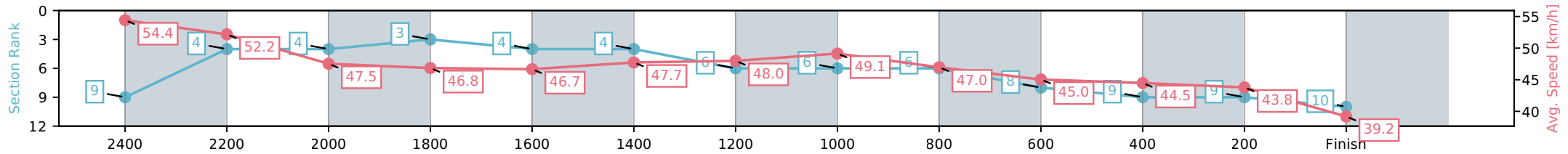
NZ Metropolitan Trotting Club Inc Harness  
 Race 8: GARRARDS NEW ZEALAND TROTTING DERBY  
 (MOBILE TROT) (Gr1) - 2600m



21 November 2025 - 8:38PM

Weather: Cloudy

| Section                | L2600                | L2400                    | L2200                    | L2000                    | L1800                    | L1600                    | L1400                    | L1200                    | L1000                    | L800                     | L600                     | L400                     | L200                      |
|------------------------|----------------------|--------------------------|--------------------------|--------------------------|--------------------------|--------------------------|--------------------------|--------------------------|--------------------------|--------------------------|--------------------------|--------------------------|---------------------------|
| Section Times          | 3:20.53<br>(0:13.02) | 3:07.51 [4]<br>(0:13.89) | 2:53.62 [4]<br>(0:15.23) | 2:38.39 [3]<br>(0:15.37) | 2:23.02 [4]<br>(0:15.52) | 2:07.50 [4]<br>(0:15.16) | 1:52.34 [6]<br>(0:15.01) | 1:37.33 [6]<br>(0:14.80) | 1:22.53 [6]<br>(0:15.45) | 1:07.08 [8]<br>(0:15.99) | 0:51.09 [9]<br>(0:16.46) | 0:34.63 [9]<br>(0:16.56) | 0:18.07 [10]<br>(0:18.07) |
| Average Speed [km/h]   | 54.4                 | 52.2                     | 47.5                     | 46.8                     | 46.7                     | 47.7                     | 48.0                     | 49.1                     | 47.0                     | 45.0                     | 44.5                     | 43.8                     | 39.2                      |
| Top Speed [km/h]       | 56.6                 | 56.6                     | 49.2                     | 47.6                     | 48.0                     | 48.3                     | 50.6                     | 50.5                     | 47.9                     | 46.4                     | 45.0                     | 44.7                     | 43.0                      |
| Avg. Dist. to Rail [m] | 3.0                  | 1.1                      | 0.8                      | 1.1                      | 1.2                      | 1.0                      | 3.3                      | 1.4                      | 1.2                      | 2.2                      | 2.5                      | 1.2                      | 3.4                       |



- [ ] Ranking at each section and finish
- :-:- No data available at this section
- NA No data available