



NZ Metropolitan Trotting Club Inc Harness

Race 9: GARRARDS NEW ZEALAND PACING DERBY (MOBILE PACE) (Gr1) - 2600m

21 November 2025 - 9:07PM

Weather: Cloudy



Field Times	3:08.83	2:57.20	2:42.41	2:25.92	2:09.63	1:53.51	1:38.32	1:24.24
(Race Tempo)	(0:11.63)	(0:14.79)	(0:16.49)	(0:16.29)	(0:16.12)	(0:15.19)	(0:14.08)	(0:14.73)

Rank	TAB#	Horse	Overall Time	First 400m	Top Speed km/h (Section)	L2600	L2400	L2200	L2000	L1800	L1600	L1400	L1200
	(BAR#)	Driver	Margin (DT-W)	Last 600m	Fastest Section (Time)	Start - 2400	2400 - 2200	2200 - 2000	2000 - 1800	1800 - 1600	1600 - 1400	1400 - 1200	1200 - 1000
1	5	Marketplace	3:08.83	0:26.41	59.8 (2600 - 2400)	3:08.83	2:57.21 [1]	2:42.42 [1]	2:25.93 [1]	2:09.64 [1]	1:53.52 [1]	1:38.33 [1]	1:24.25 [1]
	(5)	C R Ferguson		0:39.35	2600 - 2400 (0:11.62)	(0:11.62)	(0:14.79)	(0:16.49)	(0:16.29)	(0:16.12)	(0:15.19)	(0:14.08)	(0:14.74)
2	4	Got The Chocolates	3:08.91	0:27.20	58.4 (400-200)	3:08.91	2:56.34 [4]	2:41.71 [3]	2:25.59 [2]	2:09.51 [2]	1:53.39 [2]	1:38.25 [2]	1:24.20 [2]
	(4)	John R Dunn	0.5L (+26)	0:39.42	200-0 (0:12.42)	(0:12.57)	(0:14.63)	(0:16.12)	(0:16.08)	(0:16.12)	(0:15.14)	(0:14.05)	(0:14.81)
3	2	Bettors Anvil	3:10.28	0:26.77	58.4 (2600 - 2400)	3:10.28	2:58.38 [2]	2:43.51 [2]	2:27.03 [3]	2:10.77 [3]	1:54.66 [3]	1:39.44 [3]	1:25.40 [3]
	(2)	T M Williams	8.1L (-1)	0:40.52	2600 - 2400 (0:11.90)	(0:11.90)	(0:14.87)	(0:16.48)	(0:16.26)	(0:16.11)	(0:15.22)	(0:14.04)	(0:14.76)
4	7	Greased Lightnin	3:10.73	0:27.67	56.1 (200-0)	3:10.73	2:57.82 [7]	2:43.06 [7]	2:26.77 [6]	2:10.71 [6]	1:54.59 [6]	1:39.48 [6]	1:25.47 [6]
	(7)	Z E Butcher	10.6L (+25)	0:40.66	2600 - 2400 (0:12.91)	(0:12.91)	(0:14.76)	(0:16.29)	(0:16.06)	(0:16.12)	(0:15.11)	(0:14.01)	(0:14.84)
5	3	Always Dreaming	3:11.12	0:27.38	57.1 (2600 - 2400)	3:11.12	2:58.71 [5]	2:43.74 [5]	2:27.48 [4]	2:11.41 [4]	1:55.28 [4]	1:40.15 [4]	1:26.12 [4]
	(3)	N P Williamson	12.7L (+29)	0:41.31	2600 - 2400 (0:12.41)	(0:12.41)	(0:14.97)	(0:16.26)	(0:16.07)	(0:16.13)	(0:15.13)	(0:14.03)	(0:14.82)
6	6	Always Be Batman	3:12.24	0:28.01	56.1 (2600 - 2400)	3:12.24	2:59.70 [8]	2:44.23 [8]	2:27.94 [8]	2:11.60 [8]	1:55.58 [8]	1:40.49 [7]	1:26.70 [8]
	(6)	H V Douglas	19L (+22)	0:41.87	2600 - 2400 (0:12.54)	(0:12.54)	(0:15.47)	(0:16.29)	(0:16.34)	(0:16.02)	(0:15.09)	(0:13.79)	(0:14.83)
7	1	Rack'em Up	3:13.17	0:27.06	56.4 (2600 - 2400)	3:13.17	3:00.85 [3]	2:46.11 [4]	2:29.57 [5]	2:13.32 [5]	1:57.24 [5]	1:42.07 [5]	1:27.98 [5]
	(1)	J W Cox	24.1L (-4)	0:42.98	2600 - 2400 (0:12.32)	(0:12.32)	(0:14.74)	(0:16.54)	(0:16.25)	(0:16.08)	(0:15.17)	(0:14.09)	(0:14.77)
8	8	Coba Charged	3:14.01	0:27.45	55.1 (2600 - 2400)	3:14.01	3:01.08 [6]	2:46.56 [6]	2:30.06 [7]	2:13.73 [7]	1:57.69 [7]	1:42.52 [8]	1:28.45 [7]
	(8)	S J Thornley	28.8L (+5)	0:43.31	2600 - 2400 (0:12.93)	(0:12.93)	(0:14.52)	(0:16.50)	(0:16.33)	(0:16.04)	(0:15.17)	(0:14.07)	(0:14.76)

[] Position in running at each section and finish
 TAB# Saddle cloth number
 -:-:- No data available at this section
 BAR# Barrier/Gate Position
 NA No data available
 DNF Did not finish
 DNT Did not track
 DT-W Distance travelled compared to winner in metres

Fastest split
 Fastest section



NZ Metropolitan Trotting Club Inc Harness
 Race 9: GARRARDS NEW ZEALAND PACING DERBY (MOBILE PACE) (Gr1) - 2600m
 21 November 2025 - 9:07PM



Weather: Cloudy

Field Times
 (Race Tempo) 1:09.51 0:53.89 0:39.34 0:25.38 0:12.41
 (0:15.62) (0:14.55) (0:13.96) (0:12.97) (0:12.41)

Rank	TAB#	Horse	Overall Time	First 400m	Top Speed km/h (Section)	L1000	L800	L600	L400	L200			
	(BAR#)	Driver	Margin (DT-W)	Last 600m	Fastest Section (Time)	1000 - 800	800 - 600	600 - 400	400 - 200	200 - Finish			
1	5	Marketplace	3:08.83	0:26.41	59.8 (2600 - 2400)	1:09.51 [1]	0:53.90 [1]	0:39.35 [1]	0:25.38 [1]	0:12.42 [1]			
	(5)	C R Ferguson		0:39.35	2600 - 2400 (0:11.62)	(0:15.61)	(0:14.55)	(0:13.97)	(0:12.96)	(0:12.42)			
2	4	Got The Chocolates	3:08.91	0:27.20	58.4 (400-200)	1:09.39 [2]	0:53.87 [2]	0:39.42 [2]	0:25.37 [2]	0:12.42 [2]			
	(4)	John R Dunn	0.5L (+26)	0:39.42	200-0 (0:12.42)	(0:15.52)	(0:14.45)	(0:14.05)	(0:12.95)	(0:12.42)			
3	2	Bettors Anvil	3:10.28	0:26.77	58.4 (2600 - 2400)	1:10.64 [3]	0:55.05 [3]	0:40.52 [3]	0:26.56 [3]	0:13.22 [3]			
	(2)	T M Williams	8.1L (-1)	0:40.52	2600 - 2400 (0:11.90)	(0:15.59)	(0:14.53)	(0:13.96)	(0:13.34)	(0:13.22)			
4	7	Greased Lightnin	3:10.73	0:27.67	56.1 (200-0)	1:10.63 [6]	0:55.09 [5]	0:40.66 [5]	0:26.58 [4]	0:13.40 [4]			
	(7)	Z E Butcher	10.6L (+25)	0:40.66	2600 - 2400 (0:12.91)	(0:15.54)	(0:14.43)	(0:14.08)	(0:13.18)	(0:13.40)			
5	3	Always Dreaming	3:11.12	0:27.38	57.1 (2600 - 2400)	1:11.30 [4]	0:55.75 [4]	0:41.31 [4]	0:27.30 [5]	0:13.69 [5]			
	(3)	N P Williamson	12.7L (+29)	0:41.31	2600 - 2400 (0:12.41)	(0:15.55)	(0:14.44)	(0:14.01)	(0:13.61)	(0:13.69)			
6	6	Always Be Batman	3:12.24	0:28.01	56.1 (2600 - 2400)	1:11.87 [8]	0:56.30 [7]	0:41.87 [7]	0:27.62 [6]	0:13.92 [6]			
	(6)	H V Douglas	19L (+22)	0:41.87	2600 - 2400 (0:12.54)	(0:15.57)	(0:14.43)	(0:14.25)	(0:13.70)	(0:13.92)			
7	1	Rack'em Up	3:13.17	0:27.06	56.4 (2600 - 2400)	1:13.21 [5]	0:57.64 [6]	0:42.98 [6]	0:28.81 [7]	0:14.71 [7]			
	(1)	J W Cox	24.1L (-4)	0:42.98	2600 - 2400 (0:12.32)	(0:15.57)	(0:14.66)	(0:14.17)	(0:14.10)	(0:14.71)			
8	8	Coba Charged	3:14.01	0:27.45	55.1 (2600 - 2400)	1:13.69 [7]	0:58.16 [8]	0:43.31 [8]	0:28.86 [8]	0:14.46 [8]			
	(8)	S J Thornley	28.8L (+5)	0:43.31	2600 - 2400 (0:12.93)	(0:15.53)	(0:14.85)	(0:14.45)	(0:14.40)	(0:14.46)			

- [] Position in running at each section and finish
- No data available at this section
- NA No data available
- DNT Did not track
- TAB# Saddle cloth number
- BAR# Barrier/Gate Position
- DNF Did not finish
- DT-W Distance travelled compared to winner in metres

- Fastest split
- Fastest section

Horse/Jockey Name	Marketplace/C R Ferguson
Finish Rank	1
Fastest Section Time (Section)	0:11.62 (2600 - 2400)
Top Speed [km/h] (Section)	59.8 (2600 - 2400)
Race State	Finished



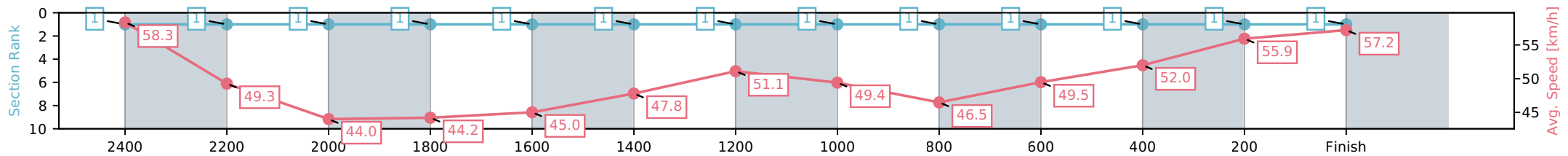
NZ Metropolitan Trotting Club Inc Harness
 Race 9: GARRARDS NEW ZEALAND PACING DERBY
 (MOBILE PACE) (Gr1) - 2600m



21 November 2025 - 9:07PM

Weather: Cloudy

Section	L2600	L2400	L2200	L2000	L1800	L1600	L1400	L1200	L1000	L800	L600	L400	L200
Section Times	3:08.83 (0:11.62)	2:57.21 [1] (0:14.79)	2:42.42 [1] (0:16.49)	2:25.93 [1] (0:16.29)	2:09.64 [1] (0:16.12)	1:53.52 [1] (0:15.19)	1:38.33 [1] (0:14.08)	1:24.25 [1] (0:14.74)	1:09.51 [1] (0:15.61)	0:53.90 [1] (0:14.55)	0:39.35 [1] (0:13.97)	0:25.38 [1] (0:12.96)	0:12.42 [1] (0:12.42)
Average Speed [km/h]	58.3	49.3	44.0	44.2	45.0	47.8	51.1	49.4	46.5	49.5	52.0	55.9	57.2
Top Speed [km/h]	59.8	56.4	45.6	44.6	45.7	49.8	52.0	50.7	47.7	51.0	53.0	58.6	59.5
Avg. Dist. to Rail [m]	6.7	1.7	1.2	1.6	1.5	1.1	3.3	1.5	1.2	1.5	1.4	1.2	3.3



[] Ranking at each section and finish
 -:-:- No data available at this section
 NA No data available

Horse/Jockey Name	Got The Chocolates/John R Dunn
Finish Rank	2
Fastest Section Time (Section)	0:12.42 (200-0)
Top Speed [km/h] (Section)	58.4 (400-200)
Race State	Finished



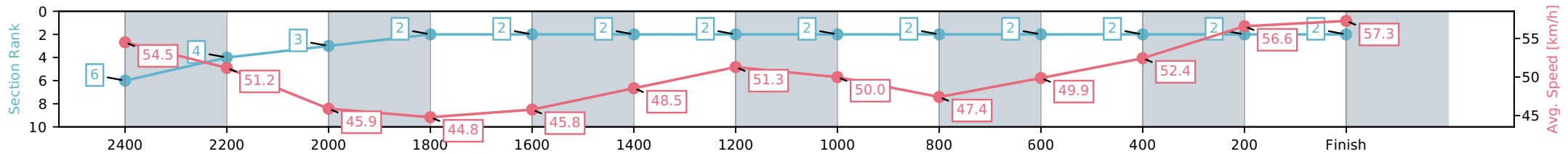
NZ Metropolitan Trotting Club Inc Harness
 Race 9: GARRARDS NEW ZEALAND PACING DERBY
 (MOBILE PACE) (Gr1) - 2600m



21 November 2025 - 9:07PM

Weather: Cloudy

Section	L2600	L2400	L2200	L2000	L1800	L1600	L1400	L1200	L1000	L800	L600	L400	L200
Section Times	3:08.91 (0:12.57)	2:56.34 [4] (0:14.63)	2:41.71 [3] (0:16.12)	2:25.59 [2] (0:16.08)	2:09.51 [2] (0:16.12)	1:53.39 [2] (0:15.14)	1:38.25 [2] (0:14.05)	1:24.20 [2] (0:14.81)	1:09.39 [2] (0:15.52)	0:53.87 [2] (0:14.45)	0:39.42 [2] (0:14.05)	0:25.37 [2] (0:12.95)	0:12.42 [2] (0:12.42)
Average Speed [km/h]	54.5	51.2	45.9	44.8	45.8	48.5	51.3	50.0	47.4	49.9	52.4	56.6	57.3
Top Speed [km/h]	55.8	53.0	49.2	45.2	47.1	50.1	51.8	51.1	49.0	51.2	54.4	58.4	58.3
Avg. Dist. to Rail [m]	6.9	5.0	3.9	4.1	3.9	2.9	5.6	3.6	3.1	3.8	3.3	2.7	5.2



- [] Ranking at each section and finish
- :-:- No data available at this section
- NA No data available

Horse/Jockey Name	Bettors Anvil/T M Williams
Finish Rank	3
Fastest Section Time (Section)	0:11.90 (2600 - 2400)
Top Speed [km/h] (Section)	58.4 (2600 - 2400)
Race State	Finished



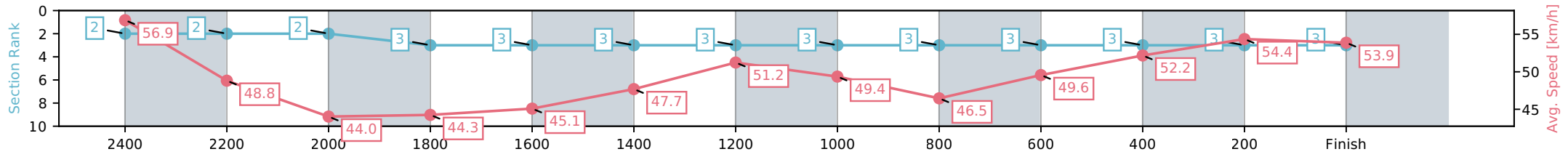
NZ Metropolitan Trotting Club Inc Harness
 Race 9: GARRARDS NEW ZEALAND PACING DERBY
 (MOBILE PACE) (Gr1) - 2600m



21 November 2025 - 9:07PM

Weather: Cloudy

Section	L2600	L2400	L2200	L2000	L1800	L1600	L1400	L1200	L1000	L800	L600	L400	L200
Section Times	3:10.28 (0:11.90)	2:58.38 [2] (0:14.87)	2:43.51 [2] (0:16.48)	2:27.03 [3] (0:16.26)	2:10.77 [3] (0:16.11)	1:54.66 [3] (0:15.22)	1:39.44 [3] (0:14.04)	1:25.40 [3] (0:14.76)	1:10.64 [3] (0:15.59)	0:55.05 [3] (0:14.53)	0:40.52 [3] (0:13.96)	0:26.56 [3] (0:13.34)	0:13.22 [3] (0:13.22)
Average Speed [km/h]	56.9	48.8	44.0	44.3	45.1	47.7	51.2	49.4	46.5	49.6	52.2	54.4	53.9
Top Speed [km/h]	58.4	54.8	45.7	44.9	45.8	50.0	52.0	50.8	48.1	51.3	53.8	55.8	55.9
Avg. Dist. to Rail [m]	3.5	1.4	1.1	1.7	1.6	1.1	3.2	1.5	1.0	1.7	1.7	1.2	3.2



- [] Ranking at each section and finish
- :-:- No data available at this section
- NA No data available

Horse/Jockey Name	Greased Lightnin/Z E Butcher
Finish Rank	4
Fastest Section Time (Section)	0:12.91 (2600 - 2400)
Top Speed [km/h] (Section)	56.1 (200-0)
Race State	Finished



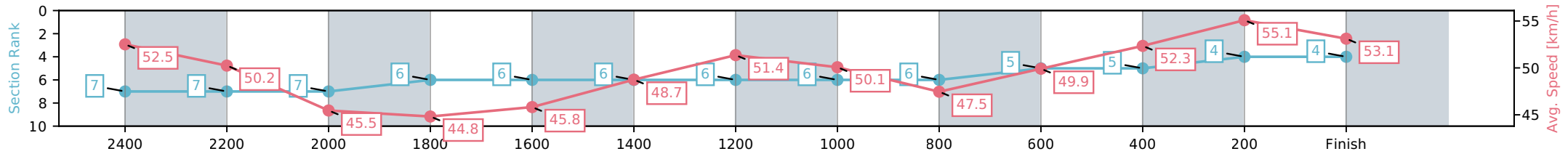
NZ Metropolitan Trotting Club Inc Harness
 Race 9: GARRARDS NEW ZEALAND PACING DERBY
 (MOBILE PACE) (Gr1) - 2600m



21 November 2025 - 9:07PM

Weather: Cloudy

Section	L2600	L2400	L2200	L2000	L1800	L1600	L1400	L1200	L1000	L800	L600	L400	L200
Section Times	3:10.73 (0:12.91)	2:57.82 [7] (0:14.76)	2:43.06 [7] (0:16.29)	2:26.77 [6] (0:16.06)	2:10.71 [6] (0:16.12)	1:54.59 [6] (0:15.11)	1:39.48 [6] (0:14.01)	1:25.47 [6] (0:14.84)	1:10.63 [6] (0:15.54)	0:55.09 [5] (0:14.43)	0:40.66 [5] (0:14.08)	0:26.58 [4] (0:13.18)	0:13.40 [4] (0:13.40)
Average Speed [km/h]	52.5	50.2	45.5	44.8	45.8	48.7	51.4	50.1	47.5	49.9	52.3	55.1	53.1
Top Speed [km/h]	54.3	53.1	46.9	45.3	46.7	49.8	52.2	50.8	49.1	51.2	54.5	55.9	56.1
Avg. Dist. to Rail [m]	11.3	4.1	3.6	4.2	4.0	3.2	5.7	3.9	3.4	3.8	3.4	1.5	4.8



- [] Ranking at each section and finish
- :-:- No data available at this section
- NA No data available

Horse/Jockey Name	Always Dreaming/N P Williamson
Finish Rank	5
Fastest Section Time (Section)	0:12.41 (2600 - 2400)
Top Speed [km/h] (Section)	57.1 (2600 - 2400)
Race State	Finished



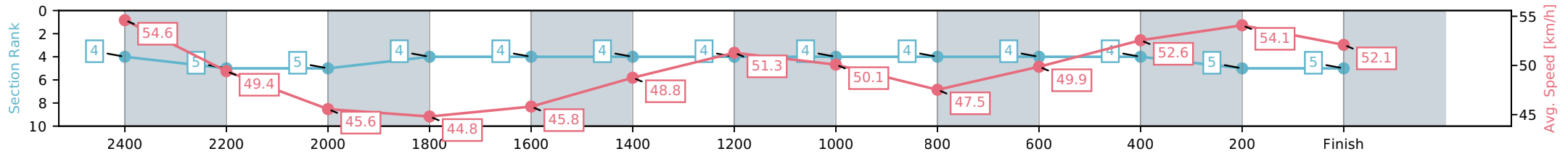
NZ Metropolitan Trotting Club Inc Harness
 Race 9: GARRARDS NEW ZEALAND PACING DERBY
 (MOBILE PACE) (Gr1) - 2600m



21 November 2025 - 9:07PM

Weather: Cloudy

Section	L2600	L2400	L2200	L2000	L1800	L1600	L1400	L1200	L1000	L800	L600	L400	L200
Section Times	3:11.12 (0:12.41)	2:58.71 [5] (0:14.97)	2:43.74 [5] (0:16.26)	2:27.48 [4] (0:16.07)	2:11.41 [4] (0:16.13)	1:55.28 [4] (0:15.13)	1:40.15 [4] (0:14.03)	1:26.12 [4] (0:14.82)	1:11.30 [4] (0:15.55)	0:55.75 [4] (0:14.44)	0:41.31 [4] (0:14.01)	0:27.30 [5] (0:13.61)	0:13.69 [5] (0:13.69)
Average Speed [km/h]	54.6	49.4	45.6	44.8	45.8	48.8	51.3	50.1	47.5	49.9	52.6	54.1	52.1
Top Speed [km/h]	57.1	52.1	47.0	45.4	47.2	50.1	52.0	50.9	49.1	51.4	54.4	54.8	54.0
Avg. Dist. to Rail [m]	5.3	3.5	3.8	4.2	4.1	3.3	5.7	3.9	3.5	3.8	3.4	3.3	5.0



- [] Ranking at each section and finish
- :-:- No data available at this section
- NA No data available

Horse/Jockey Name	Always Be Batman/H V Douglas
Finish Rank	6
Fastest Section Time (Section)	0:12.54 (2600 - 2400)
Top Speed [km/h] (Section)	56.1 (2600 - 2400)
Race State	Finished



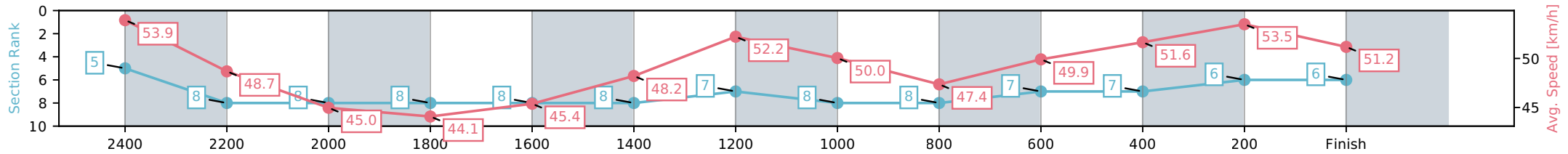
NZ Metropolitan Trotting Club Inc Harness
 Race 9: GARRARDS NEW ZEALAND PACING DERBY
 (MOBILE PACE) (Gr1) - 2600m



21 November 2025 - 9:07PM

Weather: Cloudy

Section	L2600	L2400	L2200	L2000	L1800	L1600	L1400	L1200	L1000	L800	L600	L400	L200
Section Times	3:12.24 (0:12.54)	2:59.70 [8] (0:15.47)	2:44.23 [8] (0:16.29)	2:27.94 [8] (0:16.34)	2:11.60 [8] (0:16.02)	1:55.58 [8] (0:15.09)	1:40.49 [7] (0:13.79)	1:26.70 [8] (0:14.83)	1:11.87 [8] (0:15.57)	0:56.30 [7] (0:14.43)	0:41.87 [7] (0:14.25)	0:27.62 [6] (0:13.70)	0:13.92 [6] (0:13.92)
Average Speed [km/h]	53.9	48.7	45.0	44.1	45.4	48.2	52.2	50.0	47.4	49.9	51.6	53.5	51.2
Top Speed [km/h]	56.1	50.8	46.7	45.1	46.2	51.6	53.3	50.7	49.0	51.3	53.2	53.9	53.1
Avg. Dist. to Rail [m]	9.2	5.8	2.5	2.3	1.9	1.6	5.6	3.8	3.3	3.7	3.2	2.9	6.0



- [] Ranking at each section and finish
- :-:- No data available at this section
- NA No data available

Horse/Jockey Name	Rack'em Up/J W Cox
Finish Rank	7
Fastest Section Time (Section)	0:12.32 (2600 - 2400)
Top Speed [km/h] (Section)	56.4 (2600 - 2400)
Race State	Finished



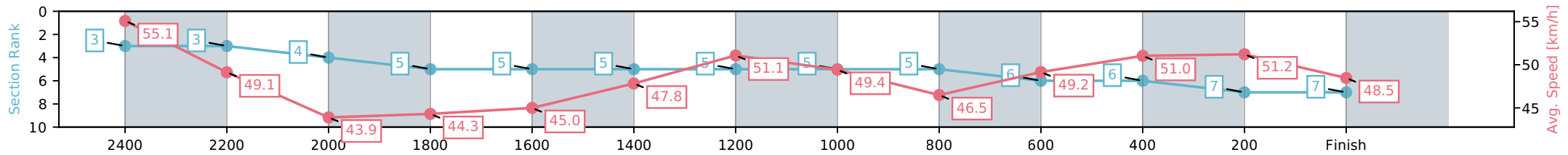
NZ Metropolitan Trotting Club Inc Harness
 Race 9: GARRARDS NEW ZEALAND PACING DERBY
 (MOBILE PACE) (Gr1) - 2600m



21 November 2025 - 9:07PM

Weather: Cloudy

Section	L2600	L2400	L2200	L2000	L1800	L1600	L1400	L1200	L1000	L800	L600	L400	L200
Section Times	3:13.17 (0:12.32)	3:00.85 [3] (0:14.74)	2:46.11 [4] (0:16.54)	2:29.57 [5] (0:16.25)	2:13.32 [5] (0:16.08)	1:57.24 [5] (0:15.17)	1:42.07 [5] (0:14.09)	1:27.98 [5] (0:14.77)	1:13.21 [5] (0:15.57)	0:57.64 [6] (0:14.66)	0:42.98 [6] (0:14.17)	0:28.81 [7] (0:14.10)	0:14.71 [7] (0:14.71)
Average Speed [km/h]	55.1	49.1	43.9	44.3	45.0	47.8	51.1	49.4	46.5	49.2	51.0	51.2	48.5
Top Speed [km/h]	56.4	54.1	45.4	45.3	45.6	49.9	51.6	50.9	48.2	50.9	51.7	51.8	51.2
Avg. Dist. to Rail [m]	1.6	1.0	1.0	1.7	1.1	1.2	3.5	1.7	0.9	1.6	1.0	0.8	3.5



- [] Ranking at each section and finish
- :-:- No data available at this section
- NA No data available

Horse/Jockey Name	Coba Charged/S J Thornley
Finish Rank	8
Fastest Section Time (Section)	0:12.93 (2600 - 2400)
Top Speed [km/h] (Section)	55.1 (2600 - 2400)
Race State	Finished



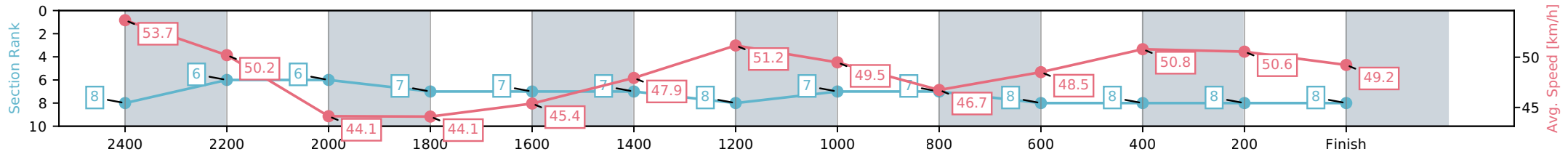
NZ Metropolitan Trotting Club Inc Harness
 Race 9: GARRARDS NEW ZEALAND PACING DERBY
 (MOBILE PACE) (Gr1) - 2600m



21 November 2025 - 9:07PM

Weather: Cloudy

Section	L2600	L2400	L2200	L2000	L1800	L1600	L1400	L1200	L1000	L800	L600	L400	L200
Section Times	3:14.01 (0:12.93)	3:01.08 [6] (0:14.52)	2:46.56 [6] (0:16.50)	2:30.06 [7] (0:16.33)	2:13.73 [7] (0:16.04)	1:57.69 [7] (0:15.17)	1:42.52 [8] (0:14.07)	1:28.45 [7] (0:14.76)	1:13.69 [7] (0:15.53)	0:58.16 [8] (0:14.85)	0:43.31 [8] (0:14.45)	0:28.86 [8] (0:14.40)	0:14.46 [8] (0:14.46)
Average Speed [km/h]	53.7	50.2	44.1	44.1	45.4	47.9	51.2	49.5	46.7	48.5	50.8	50.6	49.2
Top Speed [km/h]	55.1	53.2	45.8	45.3	46.2	49.8	52.2	51.1	49.7	50.0	51.4	51.3	50.7
Avg. Dist. to Rail [m]	8.5	2.1	1.5	2.4	2.0	1.4	3.7	1.8	1.4	2.4	3.0	1.8	7.4



[] Ranking at each section and finish
 -:-:- No data available at this section
 NA No data available