



NZ Metropolitan Trotting Club Inc Harness
 Race 1: IRT. YOUR HORSE. OUR PASSION. MOBILE PACE - 1980m
 23 January 2026 - 5:02PM



Weather: Fine

Field Times (Race Tempo) 2:26.05 (0:12.13) 2:13.92 (0:15.36) 1:58.56 (0:15.07) 1:43.49 (0:14.64) 1:28.85 (0:15.15) 1:13.69 (0:15.29) 0:58.40 (0:15.03) 0:43.37 (0:15.18)

Rank	TAB#	Horse	Overall Time	First 400m	Top Speed km/h (Section)	L1980	L1800	L1600	L1400	L1200	L1000	L800	L600
	(BAR#)	Driver	Margin (DT-W)	Last 600m	Fastest Section (Time)	Start - 1800	1800 - 1600	1600 - 1400	1400 - 1200	1200 - 1000	1000 - 800	800 - 600	600 - 400
1	5	Scotlynn Crunch	2:26.05	0:29.27	53.4 (1980 - 1800)	2:26.05	2:13.89 [2]	1:58.28 [2]	1:43.42 [2]	1:28.85 [1]	1:13.70 [1]	0:58.39 [2]	0:43.36 [2]
	(5)	J C Morrison		0:43.35	200-0 (0:13.87)	(0:12.16)	(0:15.61)	(0:14.86)	(0:14.58)	(0:15.15)	(0:15.30)	(0:15.03)	(0:15.31)
2	1	Iron Heart	2:26.08	0:28.98	53.6 (1800-1600)	2:26.08	2:13.95 [1]	1:58.59 [1]	1:43.52 [1]	1:28.87 [2]	1:13.58 [2]	0:58.43 [1]	0:43.40 [1]
	(1)	T M Williams	0.2L (-17)	0:43.40	200-0 (0:13.94)	(0:12.13)	(0:15.36)	(0:15.07)	(0:14.65)	(0:15.29)	(0:15.15)	(0:15.03)	(0:15.18)
3	2	Show Stopper	2:26.10	0:29.55	53.3 (200-0)	2:26.10	2:13.64 [4]	1:58.05 [3]	1:43.22 [3]	1:28.58 [3]	1:13.44 [3]	0:58.14 [3]	0:43.13 [3]
	(2)	C J Dalgety	0.3L (-13)	0:43.13	200-0 (0:13.64)	(0:12.46)	(0:15.59)	(0:14.84)	(0:14.63)	(0:15.15)	(0:15.29)	(0:15.02)	(0:15.31)
4	7	Route Sixty Six	2:26.34	0:30.17	53.3 (200-0)	2:26.34	2:13.56 [5]	1:57.69 [5]	1:43.10 [5]	1:28.75 [4]	1:13.64 [4]	0:58.35 [4]	0:43.34 [4]
	(7)	W J House	1.6L (+2)	0:43.34	200-0 (0:13.81)	(0:12.78)	(0:15.88)	(0:14.59)	(0:14.35)	(0:15.10)	(0:15.29)	(0:15.01)	(0:15.32)
5	6	Rockoutray	2:26.35	0:29.94	53.7 (200-0)	2:26.35	2:13.99 [3]	1:57.93 [4]	1:43.13 [4]	1:28.49 [5]	1:13.31 [5]	0:58.08 [5]	0:43.04 [5]
	(6)	B N Orange	1.7L (-15)	0:43.05	200-0 (0:13.59)	(0:12.36)	(0:16.06)	(0:14.80)	(0:14.64)	(0:15.18)	(0:15.23)	(0:15.04)	(0:15.32)
6	4	Gotta Lather Up	2:26.60	0:30.33	53.5 (200-0)	2:26.60	2:13.07 [7]	1:57.77 [6]	1:43.03 [6]	1:28.64 [6]	1:13.56 [6]	0:58.27 [6]	0:43.26 [6]
	(4)	R D Close	3.1L (-5)	0:43.26	200-0 (0:13.74)	(0:13.53)	(0:15.30)	(0:14.74)	(0:14.39)	(0:15.08)	(0:15.30)	(0:15.01)	(0:15.32)
7	8	Mike's Eyre	2:26.78	0:30.93	54.5 (200-0)	2:26.78	2:13.01 [8]	1:57.39 [8]	1:42.57 [8]	1:28.43 [8]	1:13.41 [7]	0:58.13 [7]	0:43.13 [7]
	(8)	B T Hope	4.1L (+6)	0:43.13	200-0 (0:13.77)	(0:13.77)	(0:15.62)	(0:14.82)	(0:14.14)	(0:15.02)	(0:15.28)	(0:15.00)	(0:15.35)
8	3	Shadow Creek	2:31.83	0:30.61	51.9 (1400-1200)	2:31.83	2:18.60 [6]	2:02.76 [7]	1:47.81 [7]	1:33.55 [7]	1:18.42 [8]	1:03.12 [8]	0:47.76 [8]
	(3)	B Weaver	32.1L (-12)	0:47.76	1400-1200 (0:14.26)	(0:13.24)	(0:15.84)	(0:14.95)	(0:14.26)	(0:15.13)	(0:15.30)	(0:15.36)	(0:16.15)

- [] Position in running at each section and finish TAB# Saddle cloth number
- :-:- No data available at this section BAR# Barrier/Gate Position
- NA No data available DNF Did not finish
- DNT Did not track DT-W Distance travelled compared to winner in metres

- Fastest split
- Fastest section



NZ Metropolitan Trotting Club Inc Harness
 Race 1: IRT. YOUR HORSE. OUR PASSION. MOBILE PACE - 1980m
 23 January 2026 - 5:02PM



Weather: Fine

Field Times 0:28.19 0:13.91
 (Race Tempo) (0:14.28) (0:13.91)

Rank	TAB#	Horse	Overall Time	First 400m	Top Speed km/h (Section)	L400	L200						
	(BAR#)	Driver	Margin (DT-W)	Last 600m	Fastest Section (Time)	400 - 200	200 - Finish						
1	5	Scotlynn Crunch	2:26.05	0:29.27	53.4 (1980 - 1800)	0:28.04 [2]	0:13.87 [2]						
	(5)	J C Morrison		0:43.35	200-0 (0:13.87)	(0:14.17)	(0:13.87)						
2	1	Iron Heart	2:26.08	0:28.98	53.6 (1800-1600)	0:28.22 [1]	0:13.94 [1]						
	(1)	T M Williams	0.2L (-17)	0:43.40	200-0 (0:13.94)	(0:14.28)	(0:13.94)						
3	2	Show Stopper	2:26.10	0:29.55	53.3 (200-0)	0:27.82 [3]	0:13.64 [3]						
	(2)	C J Dalgety	0.3L (-13)	0:43.13	200-0 (0:13.64)	(0:14.18)	(0:13.64)						
4	7	Route Sixty Six	2:26.34	0:30.17	53.3 (200-0)	0:28.02 [4]	0:13.81 [4]						
	(7)	W J House	1.6L (+2)	0:43.34	200-0 (0:13.81)	(0:14.21)	(0:13.81)						
5	6	Rockoutray	2:26.35	0:29.94	53.7 (200-0)	0:27.72 [5]	0:13.59 [5]						
	(6)	B N Orange	1.7L (-15)	0:43.05	200-0 (0:13.59)	(0:14.14)	(0:13.59)						
6	4	Gotta Lather Up	2:26.60	0:30.33	53.5 (200-0)	0:27.94 [6]	0:13.74 [6]						
	(4)	R D Close	3.1L (-5)	0:43.26	200-0 (0:13.74)	(0:14.20)	(0:13.74)						
7	8	Mike's Eyre	2:26.78	0:30.93	54.5 (200-0)	0:27.78 [7]	0:13.77 [7]						
	(8)	B T Hope	4.1L (+6)	0:43.13	200-0 (0:13.77)	(0:14.01)	(0:13.77)						
8	3	Shadow Creek	2:31.83	0:30.61	51.9 (1400-1200)	0:31.61 [8]	0:16.02 [8]						
	(3)	B Weaver	32.1L (-12)	0:47.76	1400-1200 (0:14.26)	(0:15.59)	(0:16.02)						

[] Position in running at each section and finish TAB# Saddle cloth number
 -:-:- No data available at this section BAR# Barrier/Gate Position
 NA No data available DNF Did not finish
 DNT Did not track DT-W Distance travelled compared to winner in metres

Fastest split
 Fastest section

Horse/Jockey Name	Scotlynn Crunch/J C Morrison
Finish Rank	1
Fastest Section Time (Section)	0:13.87 (200-0)
Top Speed [km/h] (Section)	53.4 (1980 - 1800)
Race State	Finished



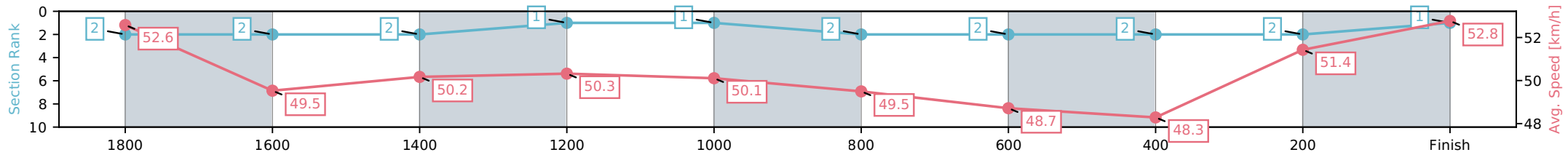
NZ Metropolitan Trotting Club Inc Harness
 Race 1: IRT. YOUR HORSE. OUR PASSION. MOBILE PACE - 1980m



23 January 2026 - 5:02PM

Weather: Fine

Section	L1980	L1800	L1600	L1400	L1200	L1000	L800	L600	L400	L200
Section Times	2:26.05 (0:12.16)	2:13.89 [2] (0:15.61)	1:58.28 [2] (0:14.86)	1:43.42 [1] (0:14.58)	1:28.85 [1] (0:15.15)	1:13.70 [2] (0:15.30)	0:58.39 [2] (0:15.03)	0:43.36 [2] (0:15.31)	0:28.04 [2] (0:14.17)	0:13.87 [1] (0:13.87)
Average Speed [km/h]	52.6	49.5	50.2	50.3	50.1	49.5	48.7	48.3	51.4	52.8
Top Speed [km/h]	53.4	53.4	50.8	50.5	50.7	50.0	49.1	49.2	52.7	53.0
Avg. Dist. to Rail [m]	6.7	4.0	3.6	5.4	3.2	2.7	2.9	2.7	2.8	4.9



- [] Ranking at each section and finish
- :-:- No data available at this section
- NA No data available

Horse/Jockey Name	Iron Heart/T M Williams
Finish Rank	2
Fastest Section Time (Section)	0:13.94 (200-0)
Top Speed [km/h] (Section)	53.6 (1800-1600)
Race State	Finished



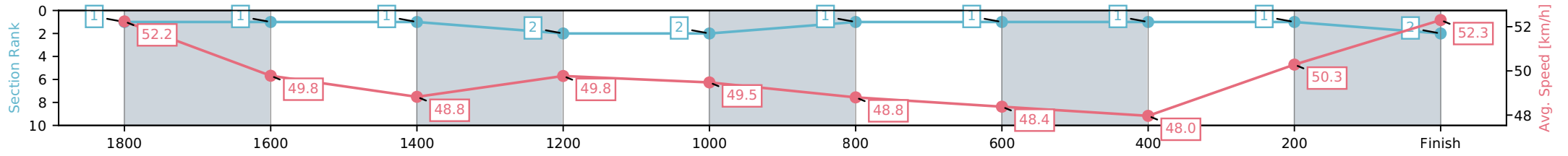
NZ Metropolitan Trotting Club Inc Harness
 Race 1: IRT. YOUR HORSE. OUR PASSION. MOBILE PACE - 1980m



23 January 2026 - 5:02PM

Weather: Fine

Section	L1980	L1800	L1600	L1400	L1200	L1000	L800	L600	L400	L200
Section Times	2:26.08 (0:12.13)	2:13.95 [1] (0:15.36)	1:58.59 [1] (0:15.07)	1:43.52 [2] (0:14.65)	1:28.87 [2] (0:15.29)	1:13.58 [1] (0:15.15)	0:58.43 [1] (0:15.03)	0:43.40 [1] (0:15.18)	0:28.22 [1] (0:14.28)	0:13.94 [2] (0:13.94)
Average Speed [km/h]	52.2	49.8	48.8	49.8	49.5	48.8	48.4	48.0	50.3	52.3
Top Speed [km/h]	53.6	53.6	49.8	50.3	50.4	49.4	49.0	48.7	52.0	52.8
Avg. Dist. to Rail [m]	1.4	0.9	3.4	5.3	2.4	0.8	0.5	0.3	1.9	3.6



- [] Ranking at each section and finish
- :-:- No data available at this section
- NA No data available

Horse/Jockey Name	Show Stopper/C J Dalgety
Finish Rank	3
Fastest Section Time (Section)	0:13.64 (200-0)
Top Speed [km/h] (Section)	53.3 (200-0)
Race State	Finished



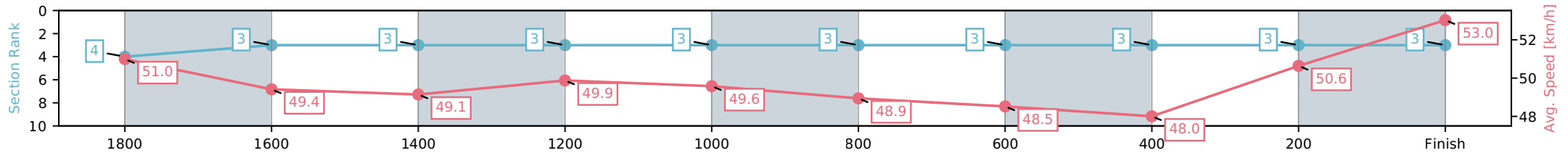
NZ Metropolitan Trotting Club Inc Harness
 Race 1: IRT. YOUR HORSE. OUR PASSION. MOBILE PACE - 1980m



23 January 2026 - 5:02PM

Weather: Fine

Section	L1980	L1800	L1600	L1400	L1200	L1000	L800	L600	L400	L200
Section Times	2:26.10 (0:12.46)	2:13.64 [3] (0:15.59)	1:58.05 [3] (0:14.84)	1:43.22 [3] (0:14.63)	1:28.58 [3] (0:15.15)	1:13.44 [3] (0:15.29)	0:58.14 [3] (0:15.02)	0:43.13 [3] (0:15.31)	0:27.82 [3] (0:14.18)	0:13.64 [3] (0:13.64)
Average Speed [km/h]	51.0	49.4	49.1	49.9	49.6	48.9	48.5	48.0	50.6	53.0
Top Speed [km/h]	52.2	52.2	50.3	50.3	50.4	49.6	49.1	48.8	52.2	53.3
Avg. Dist. to Rail [m]	3.6	2.2	2.1	3.3	1.5	1.3	1.5	1.3	1.5	1.9



- [] Ranking at each section and finish
- :-:- No data available at this section
- NA No data available

Horse/Jockey Name	Route Sixty Six/W J House
Finish Rank	4
Fastest Section Time (Section)	0:13.81 (200-0)
Top Speed [km/h] (Section)	53.3 (200-0)
Race State	Finished



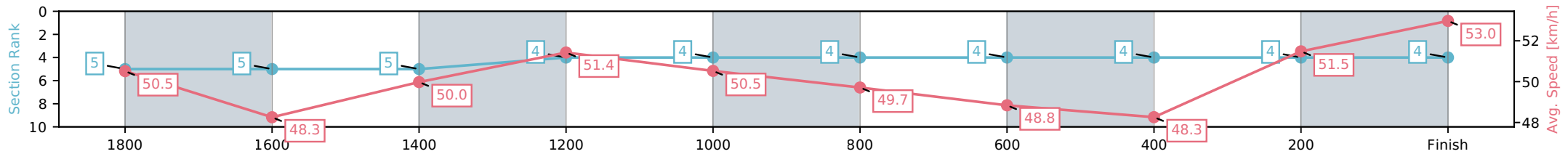
NZ Metropolitan Trotting Club Inc Harness
 Race 1: IRT. YOUR HORSE. OUR PASSION. MOBILE PACE - 1980m



23 January 2026 - 5:02PM

Weather: Fine

Section	L1980	L1800	L1600	L1400	L1200	L1000	L800	L600	L400	L200
Section Times	2:26.34 (0:12.78)	2:13.56 [5] (0:15.88)	1:57.69 [5] (0:14.59)	1:43.10 [4] (0:14.35)	1:28.75 [4] (0:15.10)	1:13.64 [4] (0:15.29)	0:58.35 [4] (0:15.01)	0:43.34 [4] (0:15.32)	0:28.02 [4] (0:14.21)	0:13.81 [4] (0:13.81)
Average Speed [km/h]	50.5	48.3	50.0	51.4	50.5	49.7	48.8	48.3	51.5	53.0
Top Speed [km/h]	50.9	50.7	51.7	51.7	51.3	50.1	49.2	49.3	52.7	53.3
Avg. Dist. to Rail [m]	9.4	3.6	3.5	5.3	3.4	3.1	3.2	3.2	3.3	6.4



- [] Ranking at each section and finish
- :-:- No data available at this section
- NA No data available

Horse/Jockey Name	Rockoutray/B N Orange
Finish Rank	5
Fastest Section Time (Section)	0:13.59 (200-0)
Top Speed [km/h] (Section)	53.7 (200-0)
Race State	Finished



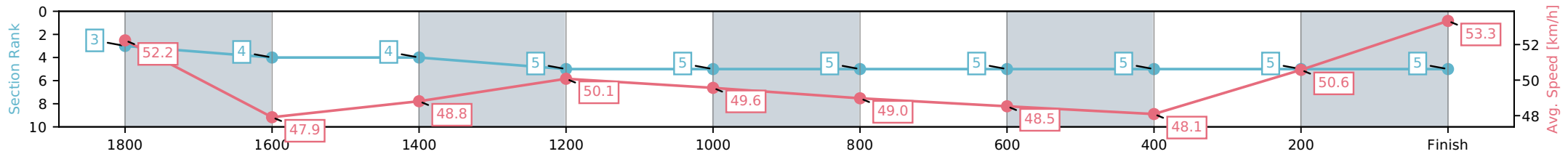
NZ Metropolitan Trotting Club Inc Harness
 Race 1: IRT. YOUR HORSE. OUR PASSION. MOBILE PACE - 1980m



23 January 2026 - 5:02PM

Weather: Fine

Section	L1980	L1800	L1600	L1400	L1200	L1000	L800	L600	L400	L200
Section Times	2:26.35 (0:12.36)	2:13.99 [4] (0:16.06)	1:57.93 [4] (0:14.80)	1:43.13 [5] (0:14.64)	1:28.49 [5] (0:15.18)	1:13.31 [5] (0:15.23)	0:58.08 [5] (0:15.04)	0:43.04 [5] (0:15.32)	0:27.72 [5] (0:14.14)	0:13.59 [5] (0:13.59)
Average Speed [km/h]	52.2	47.9	48.8	50.1	49.6	49.0	48.5	48.1	50.6	53.3
Top Speed [km/h]	53.1	52.7	50.4	50.4	50.4	49.5	49.0	48.7	52.4	53.7
Avg. Dist. to Rail [m]	8.5	3.2	1.7	3.3	1.3	1.5	1.6	1.3	1.1	0.7



- [] Ranking at each section and finish
- :-:- No data available at this section
- NA No data available

Horse/Jockey Name	Gotta Lather Up/R D Close
Finish Rank	6
Fastest Section Time (Section)	0:13.74 (200-0)
Top Speed [km/h] (Section)	53.5 (200-0)
Race State	Finished



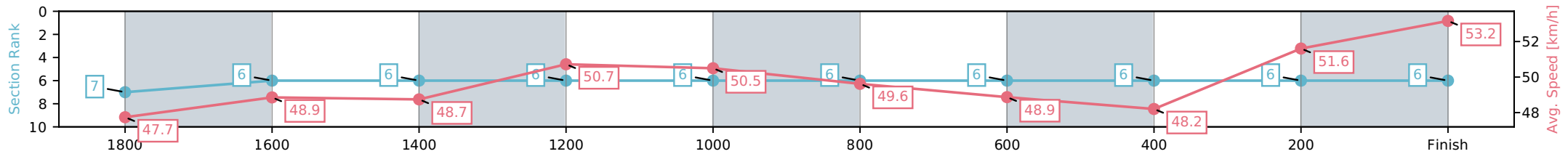
NZ Metropolitan Trotting Club Inc Harness
 Race 1: IRT. YOUR HORSE. OUR PASSION. MOBILE PACE - 1980m



23 January 2026 - 5:02PM

Weather: Fine

Section	L1980	L1800	L1600	L1400	L1200	L1000	L800	L600	L400	L200
Section Times	2:26.60 (0:13.53)	2:13.07 [6] (0:15.30)	1:57.77 [6] (0:14.74)	1:43.03 [6] (0:14.39)	1:28.64 [6] (0:15.08)	1:13.56 [6] (0:15.30)	0:58.27 [6] (0:15.01)	0:43.26 [6] (0:15.32)	0:27.94 [6] (0:14.20)	0:13.74 [6] (0:13.74)
Average Speed [km/h]	47.7	48.9	48.7	50.7	50.5	49.6	48.9	48.2	51.6	53.2
Top Speed [km/h]	48.3	50.2	50.4	51.0	51.0	50.2	49.3	49.1	52.9	53.5
Avg. Dist. to Rail [m]	5.3	1.0	1.6	5.1	3.3	3.0	3.3	3.1	4.0	7.6



- [] Ranking at each section and finish
- :-:- No data available at this section
- NA No data available

Horse/Jockey Name	Mike's Eyre/B T Hope
Finish Rank	7
Fastest Section Time (Section)	0:13.77 (200-0)
Top Speed [km/h] (Section)	54.5 (200-0)
Race State	Finished



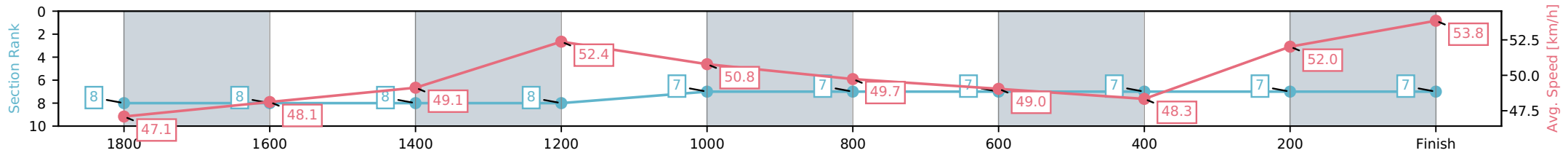
NZ Metropolitan Trotting Club Inc Harness
 Race 1: IRT. YOUR HORSE. OUR PASSION. MOBILE PACE - 1980m



23 January 2026 - 5:02PM

Weather: Fine

Section	L1980	L1800	L1600	L1400	L1200	L1000	L800	L600	L400	L200
Section Times	2:26.78 (0:13.77)	2:13.01 [8] (0:15.62)	1:57.39 [8] (0:14.82)	1:42.57 [8] (0:14.14)	1:28.43 [7] (0:15.02)	1:13.41 [7] (0:15.28)	0:58.13 [7] (0:15.00)	0:43.13 [7] (0:15.35)	0:27.78 [7] (0:14.01)	0:13.77 [7] (0:13.77)
Average Speed [km/h]	47.1	48.1	49.1	52.4	50.8	49.7	49.0	48.3	52.0	53.8
Top Speed [km/h]	48.0	48.9	50.7	53.2	51.4	50.3	49.4	49.4	53.9	54.5
Avg. Dist. to Rail [m]	10.2	3.5	3.4	5.3	3.4	3.1	3.2	3.5	3.5	4.0



- [] Ranking at each section and finish
- :-:- No data available at this section
- NA No data available

Horse/Jockey Name	Shadow Creek/B Weaver
Finish Rank	8
Fastest Section Time (Section)	0:14.26 (1400-1200)
Top Speed [km/h] (Section)	51.9 (1400-1200)
Race State	Finished



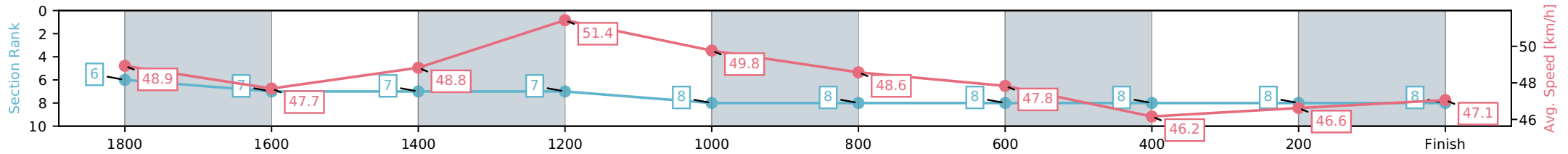
NZ Metropolitan Trotting Club Inc Harness
 Race 1: IRT. YOUR HORSE. OUR PASSION. MOBILE PACE - 1980m



23 January 2026 - 5:02PM

Weather: Fine

Section	L1980	L1800	L1600	L1400	L1200	L1000	L800	L600	L400	L200
Section Times	2:31.83 (0:13.24)	2:18.60 [7] (0:15.84)	2:02.76 [7] (0:14.95)	1:47.81 [7] (0:14.26)	1:33.55 [8] (0:15.13)	1:18.42 [8] (0:15.30)	1:03.12 [8] (0:15.36)	0:47.76 [8] (0:16.15)	0:31.61 [8] (0:15.59)	0:16.02 [8] (0:16.02)
Average Speed [km/h]	48.9	47.7	48.8	51.4	49.8	48.6	47.8	46.2	46.6	47.1
Top Speed [km/h]	49.2	48.9	50.1	51.9	51.2	49.0	48.0	47.7	47.4	48.0
Avg. Dist. to Rail [m]	4.6	3.0	2.8	3.4	1.3	1.1	1.9	1.3	0.9	2.7



- [] Ranking at each section and finish
- :-:- No data available at this section
- NA No data available