



# NZ Metropolitan Trotting Club Inc Harness

Race 2: BRECKON FARMS - CHECK OUT OUR 2026 DRAFT MOBILE TROT - 1980m

23 January 2026 - 5:28PM



Weather: Fine

Field Times	2:31.26	2:17.84	2:00.98	1:45.27	1:30.38	1:14.95	0:59.02	0:43.60
(Race Tempo)	(0:13.42)	(0:16.86)	(0:15.71)	(0:14.89)	(0:15.43)	(0:15.93)	(0:15.42)	(0:15.21)

Rank	TAB#	Horse	Overall Time	First 400m	Top Speed km/h (Section)	L1980	L1800	L1600	L1400	L1200	L1000	L800	L600
	(BAR#)	Driver	Margin (DT-W)	Last 600m	Fastest Section (Time)	Start - 1800	1800 - 1600	1600 - 1400	1400 - 1200	1200 - 1000	1000 - 800	800 - 600	600 - 400
1	1	He's My Creation	2:31.26	0:32.23	53.0 (200-0)	2:31.26	2:17.16 [3]	2:00.60 [3]	1:44.92 [3]	1:30.06 [3]	1:14.51 [3]	0:58.59 [3]	0:43.24 [4]
	(1)	B N Orange		0:43.24	200-0 (0:13.61)	(0:14.10)	(0:16.56)	(0:15.68)	(0:14.86)	(0:15.55)	(0:15.92)	(0:15.35)	(0:15.23)
2	2	Lap It Up	2:31.41	0:31.87	51.6 (200-0)	2:31.41	2:17.64 [2]	2:01.13 [1]	1:45.42 [1]	1:30.53 [1]	1:15.10 [1]	0:59.17 [1]	0:43.72 [2]
	(2)	K A Butt	0.8L (-1)	0:43.72	200-0 (0:14.09)	(0:13.77)	(0:16.51)	(0:15.72)	(0:14.89)	(0:15.43)	(0:15.93)	(0:15.44)	(0:15.18)
3	7	Bullet	2:32.76	0:32.09	50.6 (200-0)	2:32.76	2:18.40 [4]	2:02.26 [2]	1:46.52 [2]	1:31.64 [2]	1:16.20 [2]	1:00.26 [2]	0:44.80 [3]
	(U1)	J P Versteeg	8.3L (+24)	0:44.80	200-0 (0:14.34)	(0:14.36)	(0:16.14)	(0:15.74)	(0:14.88)	(0:15.44)	(0:15.95)	(0:15.45)	(0:15.54)
4	6	Makani	2:35.07	0:32.65	52.2 (200-0)	2:35.07	2:20.59 [5]	2:03.98 [5]	1:48.31 [4]	1:33.44 [4]	1:17.88 [4]	1:02.05 [4]	0:47.41 [1]
	(6)	J W Cox	21.2L (+25)	0:47.41	400-200 (0:14.41)	(0:14.48)	(0:16.61)	(0:15.67)	(0:14.87)	(0:15.56)	(0:15.83)	(0:14.64)	(0:15.21)
5	4	Maroubra	2:37.08	0:35.99	51.3 (200-0)	2:37.08	2:18.90 [6]	2:02.64 [6]	1:47.06 [5]	1:31.77 [5]	1:16.19 [5]	1:00.40 [5]	0:44.65 [5]
	(4)	C B Ford	32.3L (+0)	0:44.65	200-0 (0:14.06)	(0:18.18)	(0:16.26)	(0:15.58)	(0:15.29)	(0:15.58)	(0:15.79)	(0:15.75)	(0:15.64)
6	3	Whata Castleton	2:37.92	0:36.86	50.3 (1600-1400)	2:37.92	2:17.36 [7]	2:02.52 [7]	1:47.59 [6]	1:32.28 [6]	1:16.72 [6]	1:00.90 [6]	0:45.16 [6]
	(3)	B T Hope	37.0L (+37)	0:45.16	200-0 (0:14.54)	(0:20.56)	(0:14.84)	(0:14.93)	(0:15.31)	(0:15.56)	(0:15.82)	(0:15.74)	(0:15.64)
7	5	Neil William	2:39.70	0:34.22	50.1 (200-0)	2:39.70	2:26.28 [1]	2:08.83 [4]	1:48.16 [7]	1:32.87 [7]	1:17.58 [7]	1:01.72 [7]	0:46.10 [7]
	(5)	S J Thornley	46.8L (+21)	0:46.10	200-0 (0:14.73)	(0:13.42)	(0:17.45)	(0:20.67)	(0:15.30)	(0:15.29)	(0:15.86)	(0:15.62)	(0:16.27)

- [ ] Position in running at each section and finish
- No data available at this section
- NA No data available
- DNT Did not track
- TAB# Saddle cloth number
- BAR# Barrier/Gate Position
- DNF Did not finish
- DT-W Distance travelled compared to winner in metres

- Fastest split
- Fastest section



NZ Metropolitan Trotting Club Inc Harness  
 Race 2: BRECKON FARMS - CHECK OUT OUR 2026 DRAFT MOBILE TROT - 1980m  
 23 January 2026 - 5:28PM



Weather: Fine

Field Times                      0:28.39    0:13.98  
 (Race Tempo)                    (0:14.41)   (0:13.98)

Rank	TAB#	Horse	Overall Time	First 400m	Top Speed km/h (Section)	L400	L200						
	(BAR#)	Driver	Margin (DT-W)	Last 600m	Fastest Section (Time)	400 - 200	200 - Finish						
1	1	He's My Creation	2:31.26	0:32.23	53.0 (200-0)	0:28.01 [3]	0:13.61 [3]						
	(1)	B N Orange		0:43.24	200-0 (0:13.61)	(0:14.40)	(0:13.61)						
2	2	Lap It Up	2:31.41	0:31.87	51.6 (200-0)	0:28.54 [1]	0:14.09 [2]						
	(2)	K A Butt	0.8L (-1)	0:43.72	200-0 (0:14.09)	(0:14.45)	(0:14.09)						
3	7	Bullet	2:32.76	0:32.09	50.6 (200-0)	0:29.26 [4]	0:14.34 [4]						
	(U1)	J P Versteeg	8.3L (+24)	0:44.80	200-0 (0:14.34)	(0:14.92)	(0:14.34)						
4	6	Makani	2:35.07	0:32.65	52.2 (200-0)	0:32.20 [2]	0:17.79 [1]						
	(6)	J W Cox	21.2L (+25)	0:47.41	400-200 (0:14.41)	(0:14.41)	(0:17.79)						
5	4	Maroubra	2:37.08	0:35.99	51.3 (200-0)	0:29.00 [5]	0:14.06 [5]						
	(4)	C B Ford	32.3L (+0)	0:44.65	200-0 (0:14.06)	(0:14.95)	(0:14.06)						
6	3	Whata Castleton	2:37.92	0:36.86	50.3 (1600-1400)	0:29.52 [6]	0:14.54 [6]						
	(3)	B T Hope	37.0L (+37)	0:45.16	200-0 (0:14.54)	(0:14.98)	(0:14.54)						
7	5	Neil William	2:39.70	0:34.22	50.1 (200-0)	0:29.83 [7]	0:14.73 [7]						
	(5)	S J Thornley	46.8L (+21)	0:46.10	200-0 (0:14.73)	(0:15.10)	(0:14.73)						

- [ ] Position in running at each section and finish    TAB# Saddle cloth number
- :-:- No data available at this section                    BAR# Barrier/Gate Position
- NA No data available    DNF Did not finish
- DNT Did not track     DT-W Distance travelled compared to winner in metres

- Fastest split
- Fastest section

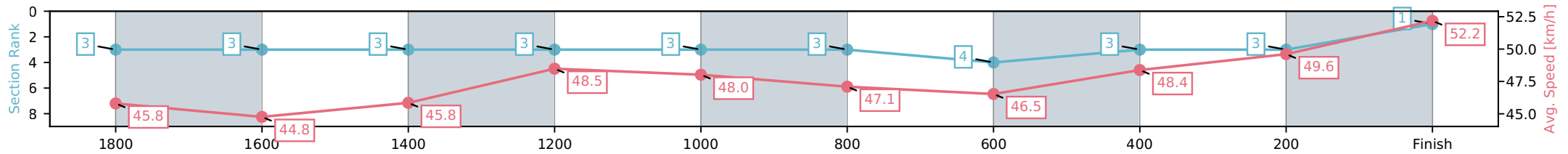
Horse/Jockey Name	He's My Creation/B N Orange
Finish Rank	1
Fastest Section Time (Section)	0:13.61 (200-0)
Top Speed [km/h] (Section)	53.0 (200-0)
Race State	Finished



NZ Metropolitan Trotting Club Inc Harness  
 Race 2: BRECKON FARMS - CHECK OUT OUR 2026 DRAFT  
 MOBILE TROT - 1980m  
 23 January 2026 - 5:28PM  
 Weather: Fine



Section	L1980	L1800	L1600	L1400	L1200	L1000	L800	L600	L400	L200
Section Times	2:31.26 (0:14.10)	2:17.16 [3] (0:16.56)	2:00.60 [3] (0:15.68)	1:44.92 [3] (0:14.86)	1:30.06 [3] (0:15.55)	1:14.51 [3] (0:15.92)	0:58.59 [4] (0:15.35)	0:43.24 [3] (0:15.23)	0:28.01 [3] (0:14.40)	0:13.61 [1] (0:13.61)
Average Speed [km/h]	45.8	44.8	45.8	48.5	48.0	47.1	46.5	48.4	49.6	52.2
Top Speed [km/h]	46.2	45.9	46.8	49.3	49.3	48.1	47.6	49.0	51.3	53.0
Avg. Dist. to Rail [m]	1.7	1.7	0.8	2.4	1.0	0.8	1.0	1.2	1.4	2.1



- [ ] Ranking at each section and finish
- :-:- No data available at this section
- NA No data available

Horse/Jockey Name	Lap It Up/K A Butt
Finish Rank	2
Fastest Section Time (Section)	0:14.09 (200-0)
Top Speed [km/h] (Section)	51.6 (200-0)
Race State	Finished



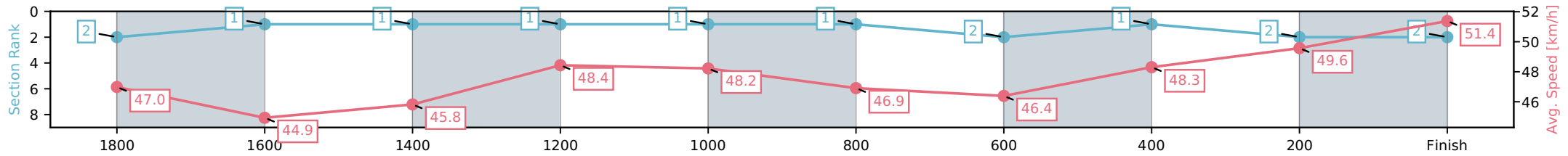
NZ Metropolitan Trotting Club Inc Harness  
 Race 2: BRECKON FARMS - CHECK OUT OUR 2026 DRAFT  
 MOBILE TROT - 1980m



23 January 2026 - 5:28PM

Weather: Fine

Section	L1980	L1800	L1600	L1400	L1200	L1000	L800	L600	L400	L200
Section Times	2:31.41 (0:13.77)	2:17.64 [1] (0:16.51)	2:01.13 [1] (0:15.72)	1:45.42 [1] (0:14.89)	1:30.53 [1] (0:15.43)	1:15.10 [1] (0:15.93)	0:59.17 [2] (0:15.44)	0:43.72 [1] (0:15.18)	0:28.54 [2] (0:14.45)	0:14.09 [2] (0:14.09)
Average Speed [km/h]	47.0	44.9	45.8	48.4	48.2	46.9	46.4	48.3	49.6	51.4
Top Speed [km/h]	47.7	46.8	47.0	49.3	49.2	47.6	47.3	48.9	51.0	51.6
Avg. Dist. to Rail [m]	3.0	1.5	0.9	2.6	0.9	0.8	1.0	0.9	1.3	4.0



- [ ] Ranking at each section and finish
- :-:- No data available at this section
- NA No data available

Horse/Jockey Name	Bullet/J P Versteeg
Finish Rank	3
Fastest Section Time (Section)	0:14.34 (200-0)
Top Speed [km/h] (Section)	50.6 (200-0)
Race State	Finished



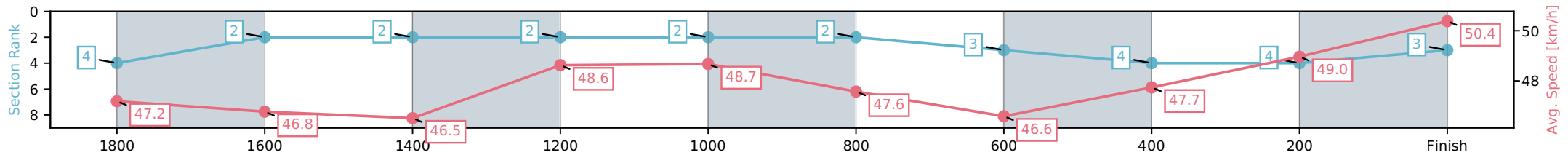
NZ Metropolitan Trotting Club Inc Harness  
 Race 2: BRECKON FARMS - CHECK OUT OUR 2026 DRAFT  
 MOBILE TROT - 1980m



23 January 2026 - 5:28PM

Weather: Fine

Section	L1980	L1800	L1600	L1400	L1200	L1000	L800	L600	L400	L200
Section Times	2:32.76 (0:14.36)	2:18.40 [2] (0:16.14)	2:02.26 [2] (0:15.74)	1:46.52 [2] (0:14.88)	1:31.64 [2] (0:15.44)	1:16.20 [2] (0:15.95)	1:00.26 [3] (0:15.45)	0:44.80 [4] (0:15.54)	0:29.26 [4] (0:14.92)	0:14.34 [3] (0:14.34)
Average Speed [km/h]	47.2	46.8	46.5	48.6	48.7	47.6	46.6	47.7	49.0	50.4
Top Speed [km/h]	47.8	47.8	47.3	49.2	49.2	48.4	47.5	47.8	49.8	50.6
Avg. Dist. to Rail [m]	7.3	3.5	2.4	4.1	2.6	2.5	2.8	2.8	2.4	3.8



- [ ] Ranking at each section and finish
- :-:- No data available at this section
- NA No data available

Horse/Jockey Name	Makani/J W Cox
Finish Rank	4
Fastest Section Time (Section)	0:14.41 (400-200)
Top Speed [km/h] (Section)	52.2 (200-0)
Race State	Finished



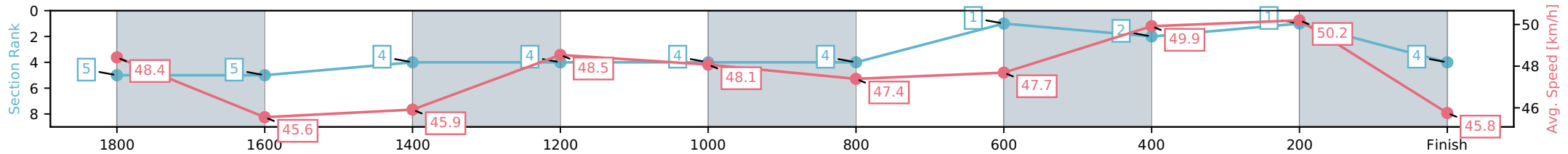
NZ Metropolitan Trotting Club Inc Harness  
 Race 2: BRECKON FARMS - CHECK OUT OUR 2026 DRAFT  
 MOBILE TROT - 1980m



23 January 2026 - 5:28PM

Weather: Fine

Section	L1980	L1800	L1600	L1400	L1200	L1000	L800	L600	L400	L200
Section Times	2:35.07 (0:14.48)	2:20.59 [5] (0:16.61)	2:03.98 [4] (0:15.67)	1:48.31 [4] (0:14.87)	1:33.44 [4] (0:15.56)	1:17.88 [4] (0:15.83)	1:02.05 [1] (0:14.64)	0:47.41 [2] (0:15.21)	0:32.20 [1] (0:14.41)	0:17.79 [4] (0:17.79)
Average Speed [km/h]	48.4	45.6	45.9	48.5	48.1	47.4	47.7	49.9	50.2	45.8
Top Speed [km/h]	49.4	48.6	46.9	49.2	49.2	48.4	50.7	51.0	51.7	52.2
Avg. Dist. to Rail [m]	4.1	2.0	1.1	2.4	1.2	1.3	3.7	3.3	3.0	12.7



- [ ] Ranking at each section and finish
- :-:- No data available at this section
- NA No data available

Horse/Jockey Name	Maroubra/C B Ford
Finish Rank	5
Fastest Section Time (Section)	0:14.06 (200-0)
Top Speed [km/h] (Section)	51.3 (200-0)
Race State	Finished



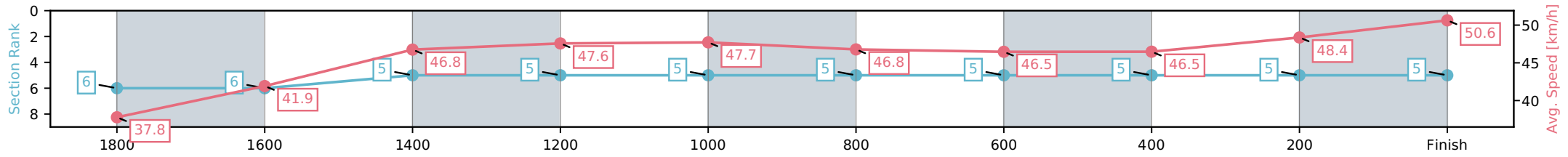
NZ Metropolitan Trotting Club Inc Harness  
 Race 2: BRECKON FARMS - CHECK OUT OUR 2026 DRAFT  
 MOBILE TROT - 1980m



23 January 2026 - 5:28PM

Weather: Fine

Section	L1980	L1800	L1600	L1400	L1200	L1000	L800	L600	L400	L200
Section Times	2:37.08 (0:18.18)	2:18.90 [6] (0:16.26)	2:02.64 [5] (0:15.58)	1:47.06 [5] (0:15.29)	1:31.77 [5] (0:15.58)	1:16.19 [5] (0:15.79)	1:00.40 [5] (0:15.75)	0:44.65 [5] (0:15.64)	0:29.00 [5] (0:14.95)	0:14.06 [5] (0:14.06)
Average Speed [km/h]	37.8	41.9	46.8	47.6	47.7	46.8	46.5	46.5	48.4	50.6
Top Speed [km/h]	45.2	45.3	47.2	47.8	48.0	47.0	46.6	47.0	49.2	51.3
Avg. Dist. to Rail [m]	6.7	1.7	1.0	2.7	1.1	1.1	1.3	1.0	1.5	3.5



[ ] Ranking at each section and finish  
 -:-:- No data available at this section  
 NA No data available

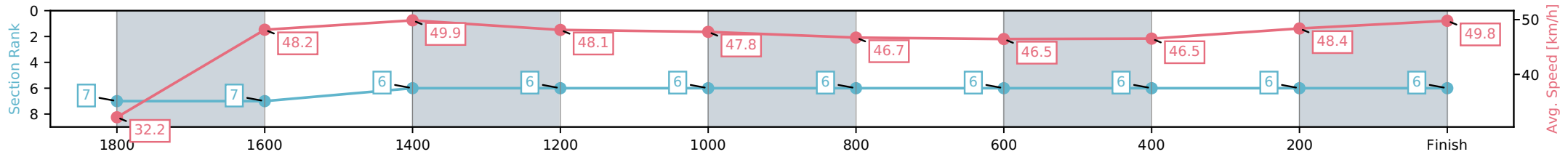
Horse/Jockey Name	Whata Castleton/B T Hope
Finish Rank	6
Fastest Section Time (Section)	0:14.54 (200-0)
Top Speed [km/h] (Section)	50.3 (1600-1400)
Race State	Finished



NZ Metropolitan Trotting Club Inc Harness  
 Race 2: BRECKON FARMS - CHECK OUT OUR 2026 DRAFT  
 MOBILE TROT - 1980m  
 23 January 2026 - 5:28PM  
 Weather: Fine



Section	L1980	L1800	L1600	L1400	L1200	L1000	L800	L600	L400	L200
Section Times	2:37.92 (0:20.56)	2:17.36 [7] (0:14.84)	2:02.52 [6] (0:14.93)	1:47.59 [6] (0:15.31)	1:32.28 [6] (0:15.56)	1:16.72 [6] (0:15.82)	1:00.90 [6] (0:15.74)	0:45.16 [6] (0:15.64)	0:29.52 [6] (0:14.98)	0:14.54 [6] (0:14.54)
Average Speed [km/h]	32.2	48.2	49.9	48.1	47.8	46.7	46.5	46.5	48.4	49.8
Top Speed [km/h]	45.3	50.0	50.3	49.1	48.0	47.1	46.7	47.2	49.1	50.1
Avg. Dist. to Rail [m]	7.7	1.3	1.3	2.7	1.2	1.1	1.3	1.0	1.2	2.9



[ ] Ranking at each section and finish  
 -:-:- No data available at this section  
 NA No data available

Horse/Jockey Name	Neil William/S J Thornley
Finish Rank	7
Fastest Section Time (Section)	0:14.73 (200-0)
Top Speed [km/h] (Section)	50.1 (200-0)
Race State	Finished



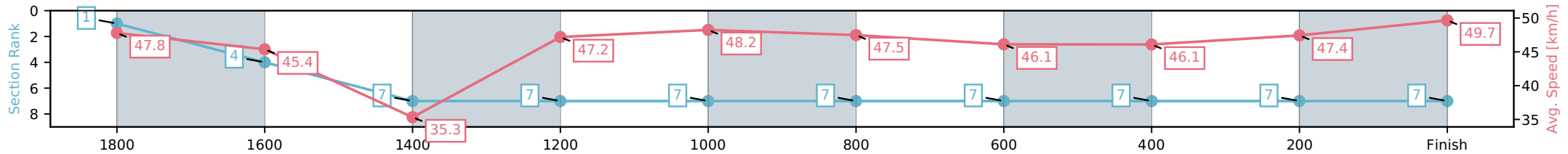
NZ Metropolitan Trotting Club Inc Harness  
 Race 2: BRECKON FARMS - CHECK OUT OUR 2026 DRAFT  
 MOBILE TROT - 1980m



23 January 2026 - 5:28PM

Weather: Fine

Section	L1980	L1800	L1600	L1400	L1200	L1000	L800	L600	L400	L200
Section Times	2:39.70 (0:13.42)	2:26.28 [4] (0:17.45)	2:08.83 [7] (0:20.67)	1:48.16 [7] (0:15.30)	1:32.87 [7] (0:15.29)	1:17.58 [7] (0:15.86)	1:01.72 [7] (0:15.62)	0:46.10 [7] (0:16.27)	0:29.83 [7] (0:15.10)	0:14.73 [7] (0:14.73)
Average Speed [km/h]	47.8	45.4	35.3	47.2	48.2	47.5	46.1	46.1	47.4	49.7
Top Speed [km/h]	48.7	48.4	45.4	48.0	48.4	48.1	47.2	47.2	49.3	50.1
Avg. Dist. to Rail [m]	6.0	2.8	6.6	3.0	1.3	1.4	2.6	2.3	2.2	4.9



- [ ] Ranking at each section and finish
- :-:- No data available at this section
- NA No data available