



NZ Metropolitan Trotting Club Inc Harness

Race 3: BETAVET SUPPORTS THEIR YEARLING SALE PREPARERS MOBILE PACE - 1980m

23 January 2026 - 5:58PM



Weather: Fine

Field Times	2:27.56	2:15.78	2:00.78	1:45.11	1:30.93	1:16.16	1:00.17	0:44.90
(Race Tempo)	(0:11.78)	(0:15.01)	(0:15.67)	(0:14.18)	(0:14.77)	(0:15.99)	(0:15.27)	(0:15.58)

Rank	TAB#	Horse	Overall Time	First 400m	Top Speed km/h (Section)	L1980	L1800	L1600	L1400	L1200	L1000	L800	L600
	(BAR#)	Driver	Margin (DT-W)	Last 600m	Fastest Section (Time)	Start - 1800	1800 - 1600	1600 - 1400	1400 - 1200	1200 - 1000	1000 - 800	800 - 600	600 - 400
1	13	Lily's A Star	2:27.56	0:30.38	54.0 (200-0)	2:27.56	2:14.16 [10]	1:58.78 [11]	1:43.24 [11]	1:29.33 [10]	1:14.82 [9]	0:58.90 [9]	0:43.90 [10]
	(U1)	S J Thornley		0:43.90	200-0 (0:13.65)	(0:13.40)	(0:15.38)	(0:15.55)	(0:13.91)	(0:14.51)	(0:15.92)	(0:15.00)	(0:15.62)
2	11	Jukebox Gypsy	2:27.68	0:29.72	54.1 (200-0)	2:27.68	2:14.71 [8]	1:59.56 [8]	1:43.81 [9]	1:29.67 [9]	1:14.92 [10]	0:58.97 [10]	0:44.19 [8]
	(11)	S E O'Reilly	0.7L (+9)	0:44.19	200-0 (0:13.62)	(0:12.97)	(0:15.16)	(0:15.74)	(0:14.14)	(0:14.75)	(0:15.96)	(0:14.78)	(0:15.74)
3	6	Gem N Em	2:27.71	0:28.34	55.4 (1980 - 1800)	2:27.71	2:15.93 [1]	2:00.92 [1]	1:45.26 [1]	1:30.95 [2]	1:16.31 [1]	1:00.32 [1]	0:45.05 [1]
	(6)	D L Dolan	0.8L (-25)	0:45.05	1400-1200 (0:14.30)	(0:11.78)	(0:15.01)	(0:15.67)	(0:14.30)	(0:14.64)	(0:15.99)	(0:15.27)	(0:15.58)
4	1	Kushite Warrior	2:28.04	0:29.15	52.9 (1200-1000)	2:28.04	2:15.31 [6]	2:00.45 [5]	1:44.95 [4]	1:30.59 [6]	1:15.98 [5]	0:59.98 [5]	0:44.75 [6]
	(1)	G D Smith	2.6L (-17)	0:44.74	200-0 (0:14.09)	(0:12.73)	(0:14.87)	(0:15.49)	(0:14.37)	(0:14.61)	(0:16.00)	(0:15.23)	(0:15.61)
5	12	Gatecrasher	2:28.07	0:29.52	53.2 (1200-1000)	2:28.07	2:15.29 [7]	2:00.11 [7]	1:44.97 [5]	1:31.12 [3]	1:16.25 [4]	1:00.16 [4]	0:45.01 [4]
	(12)	C J Dalgety	2.8L (+5)	0:45.01	1400-1200 (0:13.86)	(0:12.78)	(0:15.18)	(0:15.14)	(0:13.86)	(0:14.86)	(0:16.10)	(0:15.14)	(0:15.61)
6	14	By Chance	2:28.31	0:29.14	54.7 (1200-1000)	2:28.31	2:15.83 [4]	2:00.73 [4]	1:45.44 [3]	1:31.68 [1]	1:16.80 [2]	1:00.79 [2]	0:45.57 [2]
	(U2)	J C Morrison	4.1L (+1)	0:45.58	1400-1200 (0:13.76)	(0:12.48)	(0:15.10)	(0:15.29)	(0:13.76)	(0:14.88)	(0:16.01)	(0:15.21)	(0:15.58)
7	7	Didjaseemiki	2:28.31	0:29.83	53.1 (1200-1000)	2:28.31	2:14.66 [11]	1:59.95 [9]	1:44.91 [7]	1:30.55 [8]	1:15.94 [7]	0:59.92 [7]	0:44.71 [9]
	(7)	R D Close	4.2L (-13)	0:44.71	200-0 (0:14.30)	(0:13.65)	(0:14.70)	(0:15.04)	(0:14.36)	(0:14.61)	(0:16.01)	(0:15.21)	(0:15.60)
8	10	B B King	2:28.65	0:30.03	53.8 (1200-1000)	2:28.65	2:15.34 [9]	2:00.22 [10]	1:44.45 [10]	1:30.18 [11]	1:15.58 [11]	0:59.55 [11]	0:44.86 [11]
	(10)	T M Williams	6.1L (+20)	0:44.86	200-0 (0:14.18)	(0:13.31)	(0:15.12)	(0:15.77)	(0:14.28)	(0:14.60)	(0:16.03)	(0:14.69)	(0:15.73)
9	4	Stubing	2:28.69	0:28.75	53.1 (1800-1600)	2:28.69	2:16.47 [3]	2:01.49 [2]	1:45.91 [2]	1:31.57 [4]	1:16.96 [3]	1:00.96 [3]	0:45.68 [3]
	(4)	M J Williamson	6.3L (-23)	0:45.67	1400-1200 (0:14.33)	(0:12.22)	(0:14.98)	(0:15.59)	(0:14.33)	(0:14.61)	(0:16.00)	(0:15.29)	(0:15.57)
10	9	Sofia Rose	2:28.97	0:29.06	53.4 (1980 - 1800)	2:28.97	2:16.84 [2]	2:01.50 [3]	1:45.80 [6]	1:31.68 [5]	1:16.85 [6]	1:00.74 [6]	0:45.62 [7]
	(9)	O G Thornley	7.8L (-5)	0:45.62	1400-1200 (0:14.12)	(0:12.13)	(0:15.33)	(0:15.71)	(0:14.12)	(0:14.82)	(0:16.11)	(0:15.12)	(0:15.62)

Scratched: Trendy Van Gogh (#3), Burnham Girl (#8)
Did Not Finish: Eastwood Dream (#5)

Report Created: Fri 23 January 2026 (Note: Timing is based on positional data)

[] Position in running at each section and finish
 TAB# Saddle cloth number
 -:--: No data available at this section
 BAR# Barrier/Gate Position
 NA No data available
 DNF Did not finish
 DNT Did not track
 DT-W Distance travelled compared to winner in metres

Fastest split
 Fastest section



NZ Metropolitan Trotting Club Inc Harness

Race 3: BETAVET SUPPORTS THEIR YEARLING SALE PREPARERS MOBILE PACE - 1980m

23 January 2026 - 5:58PM

Weather: Fine



Field Times	2:27.56	2:15.78	2:00.78	1:45.11	1:30.93	1:16.16	1:00.17	0:44.90
(Race Tempo)	(0:11.78)	(0:15.01)	(0:15.67)	(0:14.18)	(0:14.77)	(0:15.99)	(0:15.27)	(0:15.58)

Rank	TAB#	Horse	Overall Time	First 400m	Top Speed km/h (Section)	L1980	L1800	L1600	L1400	L1200	L1000	L800	L600
	(BAR#)	Driver	Margin (DT-W)	Last 600m	Fastest Section (Time)	Start - 1800	1800 - 1600	1600 - 1400	1400 - 1200	1200 - 1000	1000 - 800	800 - 600	600 - 400
11	2	Touch N Go	2:30.16	0:29.38	53.1 (1200-1000)	2:30.16	2:17.58 [5]	2:02.39 [6]	1:46.67 [8]	1:32.53 [7]	1:17.72 [8]	1:01.77 [8]	0:46.98 [5]
	(2)	John R Dunn	14.4L (+4)	0:46.99	1400-1200 (0:14.14)	(0:12.58)	(0:15.19)	(0:15.73)	(0:14.14)	(0:14.82)	(0:15.94)	(0:14.79)	(0:16.03)

Scratched: Trendy Van Gogh (#3), Burnham Girl (#8)
 Did Not Finish: Eastwood Dream (#5)

[] Position in running at each section and finish TAB# Saddle cloth number

-:--:-- No data available at this section

NA No data available

DNT Did not track

BAR# Barrier/Gate Position

DNF Did not finish

DT-W Distance travelled compared to winner in metres

Fastest split

Fastest section



NZ Metropolitan Trotting Club Inc Harness

Race 3: BETAVET SUPPORTS THEIR YEARLING SALE PREPARERS MOBILE PACE - 1980m

23 January 2026 - 5:58PM



Weather: Fine

Field Times 0:29.32 0:14.27
(Race Tempo) (0:15.05) (0:14.27)

Rank	TAB#	Horse	Overall Time	First 400m	Top Speed km/h (Section)	L400	L200						
	(BAR#)	Driver	Margin (DT-W)	Last 600m	Fastest Section (Time)	400 - 200	200 - Finish						
1	13	Lily's A Star	2:27.56	0:30.38	54.0 (200-0)	0:28.28 [10]	0:13.65 [5]						
	(U1)	S J Thornley		0:43.90	200-0 (0:13.65)	(0:14.63)	(0:13.65)						
2	11	Jukebox Gypsy	2:27.68	0:29.72	54.1 (200-0)	0:28.45 [9]	0:13.62 [9]						
	(11)	S E O'Reilly	0.7L (+9)	0:44.19	200-0 (0:13.62)	(0:14.83)	(0:13.62)						
3	6	Gem N Em	2:27.71	0:28.34	55.4 (1980 - 1800)	0:29.48 [1]	0:14.42 [1]						
	(6)	D L Dolan	0.8L (-25)	0:45.05	1400-1200 (0:14.30)	(0:15.05)	(0:14.42)						
4	1	Kushite Warrior	2:28.04	0:29.15	52.9 (1200-1000)	0:29.14 [5]	0:14.09 [6]						
	(1)	G D Smith	2.6L (-17)	0:44.74	200-0 (0:14.09)	(0:15.04)	(0:14.09)						
5	12	Gatecrasher	2:28.07	0:29.52	53.2 (1200-1000)	0:29.40 [4]	0:14.36 [3]						
	(12)	C J Dalgety	2.8L (+5)	0:45.01	1400-1200 (0:13.86)	(0:15.04)	(0:14.36)						
6	14	By Chance	2:28.31	0:29.14	54.7 (1200-1000)	0:29.99 [2]	0:14.89 [2]						
	(U2)	J C Morrison	4.1L (+1)	0:45.58	1400-1200 (0:13.76)	(0:15.11)	(0:14.89)						
7	7	Didjaseemiki	2:28.31	0:29.83	53.1 (1200-1000)	0:29.11 [7]	0:14.30 [7]						
	(7)	R D Close	4.2L (-13)	0:44.71	200-0 (0:14.30)	(0:14.81)	(0:14.30)						
8	10	B B King	2:28.65	0:30.03	53.8 (1200-1000)	0:29.13 [11]	0:14.18 [10]						
	(10)	T M Williams	6.1L (+20)	0:44.86	200-0 (0:14.18)	(0:14.95)	(0:14.18)						
9	4	Stubing	2:28.69	0:28.75	53.1 (1800-1600)	0:30.11 [3]	0:14.96 [4]						
	(4)	M J Williamson	6.3L (-23)	0:45.67	1400-1200 (0:14.33)	(0:15.14)	(0:14.96)						
10	9	Sofia Rose	2:28.97	0:29.06	53.4 (1980 - 1800)	0:30.00 [6]	0:14.92 [8]						
	(9)	O G Thornley	7.8L (-5)	0:45.62	1400-1200 (0:14.12)	(0:15.08)	(0:14.92)						

Scratched: Trendy Van Gogh (#3), Burnham Girl (#8)
Did Not Finish: Eastwood Dream (#5)

Report Created: Fri 23 January 2026 (Note: Timing is based on positional data)

[] Position in running at each section and finish TAB# Saddle cloth number
 -:-:- No data available at this section BAR# Barrier/Gate Position
 NA No data available DNF Did not finish
 DNT Did not track DT-W Distance travelled compared to winner in metres

Fastest split
 Fastest section



NZ Metropolitan Trotting Club Inc Harness

Race 3: BETAVET SUPPORTS THEIR YEARLING SALE PREPARERS MOBILE PACE - 1980m

23 January 2026 - 5:58PM

Weather: Fine



Field Times 0:29.32 0:14.27
(Race Tempo) (0:15.05) (0:14.27)

Rank	TAB#	Horse	Overall Time	First 400m	Top Speed km/h (Section)	L400	L200						
	(BAR#)	Driver	Margin (DT-W)	Last 600m	Fastest Section (Time)	400 - 200	200 - Finish						
11	2	Touch N Go	2:30.16	0:29.38	53.1 (1200-1000)	0:30.96 [8]	0:15.09 [11]						
	(2)	John R Dunn	14.4L (+4)	0:46.99	1400-1200 (0:14.14)	(0:15.87)	(0:15.09)						

Scratched: Trendy Van Gogh (#3), Burnham Girl (#8)
Did Not Finish: Eastwood Dream (#5)

Horse/Jockey Name	Lily's A Star/S J Thornley
Finish Rank	1
Fastest Section Time (Section)	0:13.65 (200-0)
Top Speed [km/h] (Section)	54.0 (200-0)
Race State	Finished



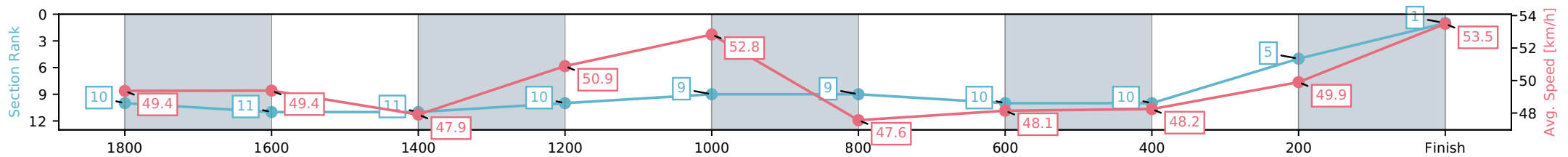
NZ Metropolitan Trotting Club Inc Harness
 Race 3: BETAVET SUPPORTS THEIR YEARLING SALE
 PREPARERS MOBILE PACE - 1980m



23 January 2026 - 5:58PM

Weather: Fine

Section	L1980	L1800	L1600	L1400	L1200	L1000	L800	L600	L400	L200
Section Times	2:27.56 (0:13.40)	2:14.16 [11] (0:15.38)	1:58.78 [11] (0:15.55)	1:43.24 [10] (0:13.91)	1:29.33 [9] (0:14.51)	1:14.82 [9] (0:15.92)	0:58.90 [10] (0:15.00)	0:43.90 [10] (0:15.62)	0:28.28 [5] (0:14.63)	0:13.65 [1] (0:13.65)
Average Speed [km/h]	49.4	49.4	47.9	50.9	52.8	47.6	48.1	48.2	49.9	53.5
Top Speed [km/h]	50.2	50.2	49.0	52.8	53.7	50.4	49.1	48.9	52.3	54.0
Avg. Dist. to Rail [m]	6.9	3.7	2.3	2.7	1.5	1.5	3.3	3.3	5.1	7.8



- [] Ranking at each section and finish
- :-:- No data available at this section
- NA No data available

Horse/Jockey Name	Jukebox Gypsy/S E O'Reilly
Finish Rank	2
Fastest Section Time (Section)	0:13.62 (200-0)
Top Speed [km/h] (Section)	54.1 (200-0)
Race State	Finished



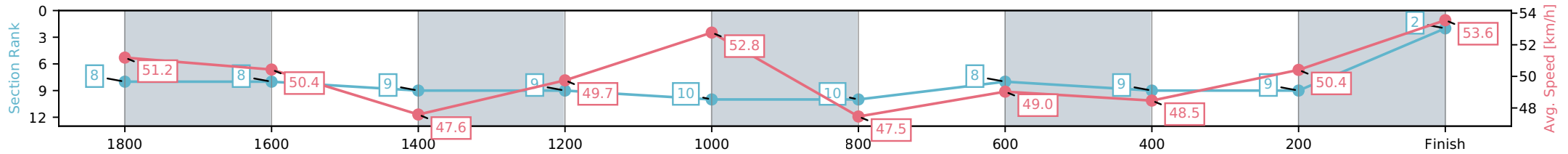
NZ Metropolitan Trotting Club Inc Harness
 Race 3: BETAVET SUPPORTS THEIR YEARLING SALE
 PREPARERS MOBILE PACE - 1980m



23 January 2026 - 5:58PM

Weather: Fine

Section	L1980	L1800	L1600	L1400	L1200	L1000	L800	L600	L400	L200
Section Times	2:27.68 (0:12.97)	2:14.71 [8] (0:15.16)	1:59.56 [9] (0:15.74)	1:43.81 [9] (0:14.14)	1:29.67 [10] (0:14.75)	1:14.92 [10] (0:15.96)	0:58.97 [8] (0:14.78)	0:44.19 [9] (0:15.74)	0:28.45 [9] (0:14.83)	0:13.62 [2] (0:13.62)
Average Speed [km/h]	51.2	50.4	47.6	49.7	52.8	47.5	49.0	48.5	50.4	53.6
Top Speed [km/h]	51.5	51.5	48.6	52.1	53.6	50.3	50.0	49.6	52.1	54.1
Avg. Dist. to Rail [m]	4.0	2.9	2.8	4.9	3.3	3.4	5.0	5.5	7.3	10.1



- [] Ranking at each section and finish
- :-:- No data available at this section
- NA No data available

Horse/Jockey Name	Gem N Em/D L Dolan
Finish Rank	3
Fastest Section Time (Section)	0:14.30 (1400-1200)
Top Speed [km/h] (Section)	55.4 (1980 - 1800)
Race State	Finished



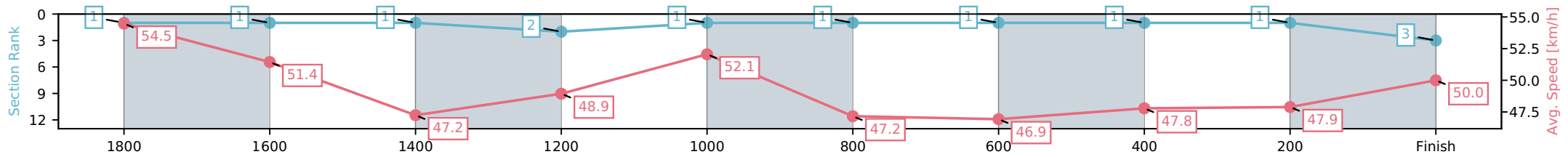
NZ Metropolitan Trotting Club Inc Harness
 Race 3: BETAVET SUPPORTS THEIR YEARLING SALE
 PREPARERS MOBILE PACE - 1980m



23 January 2026 - 5:58PM

Weather: Fine

Section	L1980	L1800	L1600	L1400	L1200	L1000	L800	L600	L400	L200
Section Times	2:27.71 (0:11.78)	2:15.93 [1] (0:15.01)	2:00.92 [1] (0:15.67)	1:45.26 [2] (0:14.30)	1:30.95 [1] (0:14.64)	1:16.31 [1] (0:15.99)	1:00.32 [1] (0:15.27)	0:45.05 [1] (0:15.58)	0:29.48 [1] (0:15.05)	0:14.42 [3] (0:14.42)
Average Speed [km/h]	54.5	51.4	47.2	48.9	52.1	47.2	46.9	47.8	47.9	50.0
Top Speed [km/h]	55.4	54.9	48.2	51.7	53.2	49.3	48.3	48.3	49.1	50.4
Avg. Dist. to Rail [m]	6.8	1.2	1.2	2.9	0.8	0.9	1.6	0.8	1.2	3.2



- [] Ranking at each section and finish
- :-:- No data available at this section
- NA No data available

Horse/Jockey Name	Kushite Warrior/G D Smith
Finish Rank	4
Fastest Section Time (Section)	0:14.09 (200-0)
Top Speed [km/h] (Section)	52.9 (1200-1000)
Race State	Finished



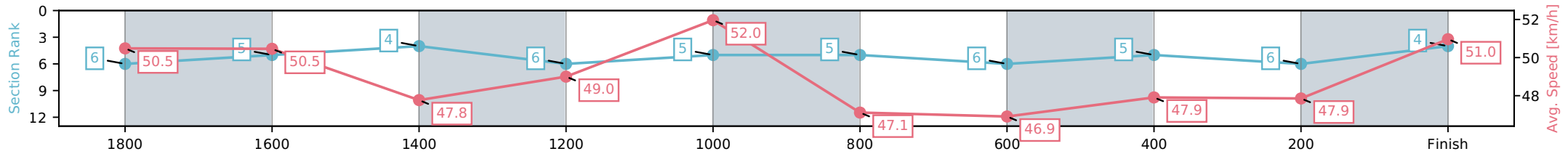
NZ Metropolitan Trotting Club Inc Harness
 Race 3: BETAVET SUPPORTS THEIR YEARLING SALE
 PREPARERS MOBILE PACE - 1980m



23 January 2026 - 5:58PM

Weather: Fine

Section	L1980	L1800	L1600	L1400	L1200	L1000	L800	L600	L400	L200
Section Times	2:28.04 (0:12.73)	2:15.31 [5] (0:14.87)	2:00.45 [4] (0:15.49)	1:44.95 [6] (0:14.37)	1:30.59 [5] (0:14.61)	1:15.98 [5] (0:16.00)	0:59.98 [6] (0:15.23)	0:44.75 [5] (0:15.61)	0:29.14 [6] (0:15.04)	0:14.09 [4] (0:14.09)
Average Speed [km/h]	50.5	50.5	47.8	49.0	52.0	47.1	46.9	47.9	47.9	51.0
Top Speed [km/h]	50.9	51.0	48.9	51.4	52.9	49.4	48.5	48.5	49.1	51.9
Avg. Dist. to Rail [m]	2.3	1.0	1.2	3.0	1.1	1.0	1.6	1.2	1.0	1.2



- [] Ranking at each section and finish
- :-:- No data available at this section
- NA No data available

Horse/Jockey Name	Gatecrasher/C J Dalgety
Finish Rank	5
Fastest Section Time (Section)	0:13.86 (1400-1200)
Top Speed [km/h] (Section)	53.2 (1200-1000)
Race State	Finished



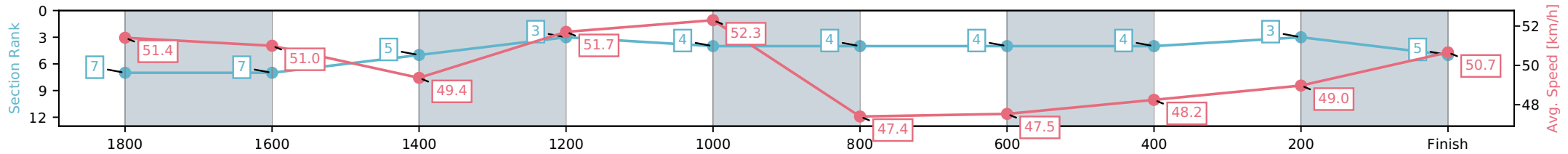
NZ Metropolitan Trotting Club Inc Harness
 Race 3: BETAVET SUPPORTS THEIR YEARLING SALE
 PREPARERS MOBILE PACE - 1980m



23 January 2026 - 5:58PM

Weather: Fine

Section	L1980	L1800	L1600	L1400	L1200	L1000	L800	L600	L400	L200
Section Times	2:28.07 (0:12.78)	2:15.29 [7] (0:15.18)	2:00.11 [5] (0:15.14)	1:44.97 [3] (0:13.86)	1:31.12 [4] (0:14.86)	1:16.25 [4] (0:16.10)	1:00.16 [4] (0:15.14)	0:45.01 [4] (0:15.61)	0:29.40 [3] (0:15.04)	0:14.36 [5] (0:14.36)
Average Speed [km/h]	51.4	51.0	49.4	51.7	52.3	47.4	47.5	48.2	49.0	50.7
Top Speed [km/h]	52.1	52.2	49.9	52.9	53.2	49.6	48.7	48.7	49.7	51.1
Avg. Dist. to Rail [m]	5.7	4.4	4.2	6.0	3.0	2.6	3.1	3.2	3.0	6.3



- [] Ranking at each section and finish
- :-:- No data available at this section
- NA No data available

Horse/Jockey Name	By Chance/J C Morrison
Finish Rank	6
Fastest Section Time (Section)	0:13.76 (1400-1200)
Top Speed [km/h] (Section)	54.7 (1200-1000)
Race State	Finished



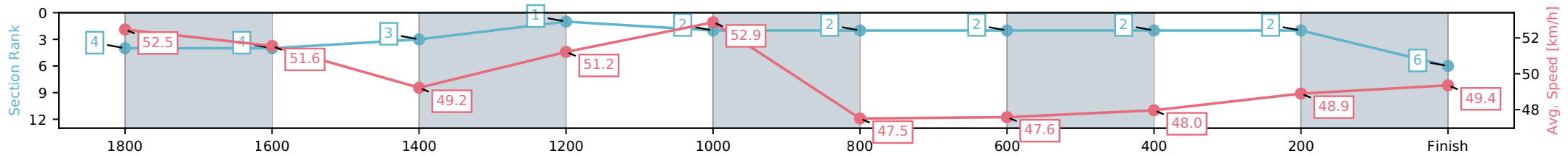
NZ Metropolitan Trotting Club Inc Harness
 Race 3: BETAVET SUPPORTS THEIR YEARLING SALE
 PREPARERS MOBILE PACE - 1980m



23 January 2026 - 5:58PM

Weather: Fine

Section	L1980	L1800	L1600	L1400	L1200	L1000	L800	L600	L400	L200
Section Times	2:28.31 (0:12.48)	2:15.83 [4] (0:15.10)	2:00.73 [3] (0:15.29)	1:45.44 [1] (0:13.76)	1:31.68 [2] (0:14.88)	1:16.80 [2] (0:16.01)	1:00.79 [2] (0:15.21)	0:45.57 [2] (0:15.58)	0:29.99 [2] (0:15.11)	0:14.89 [6] (0:14.89)
Average Speed [km/h]	52.5	51.6	49.2	51.2	52.9	47.5	47.6	48.0	48.9	49.4
Top Speed [km/h]	53.3	53.4	49.6	54.0	54.7	49.3	48.3	48.3	49.4	49.6
Avg. Dist. to Rail [m]	10.5	4.4	4.1	4.6	3.1	2.7	3.1	2.5	2.7	4.6



- [] Ranking at each section and finish
- :-:- No data available at this section
- NA No data available

Horse/Jockey Name	Didjaseemiki/R D Close
Finish Rank	7
Fastest Section Time (Section)	0:14.30 (200-0)
Top Speed [km/h] (Section)	53.1 (1200-1000)
Race State	Finished



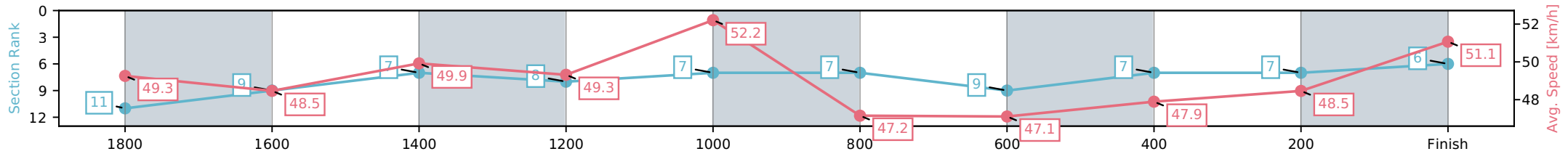
NZ Metropolitan Trotting Club Inc Harness
 Race 3: BETAVET SUPPORTS THEIR YEARLING SALE
 PREPARERS MOBILE PACE - 1980m



23 January 2026 - 5:58PM

Weather: Fine

Section	L1980	L1800	L1600	L1400	L1200	L1000	L800	L600	L400	L200
Section Times	2:28.31 (0:13.65)	2:14.66 [9] (0:14.70)	1:59.95 [7] (0:15.04)	1:44.91 [8] (0:14.36)	1:30.55 [7] (0:14.61)	1:15.94 [7] (0:16.01)	0:59.92 [9] (0:15.21)	0:44.71 [7] (0:15.60)	0:29.11 [7] (0:14.81)	0:14.30 [6] (0:14.30)
Average Speed [km/h]	49.3	48.5	49.9	49.3	52.2	47.2	47.1	47.9	48.5	51.1
Top Speed [km/h]	50.5	51.1	51.2	51.5	53.1	49.6	48.7	48.7	50.5	51.9
Avg. Dist. to Rail [m]	8.1	2.3	0.9	2.6	1.3	1.1	1.5	1.3	2.3	5.4



- [] Ranking at each section and finish
- :-:- No data available at this section
- NA No data available

Horse/Jockey Name	B B King/T M Williams
Finish Rank	8
Fastest Section Time (Section)	0:14.18 (200-0)
Top Speed [km/h] (Section)	53.8 (1200-1000)
Race State	Finished



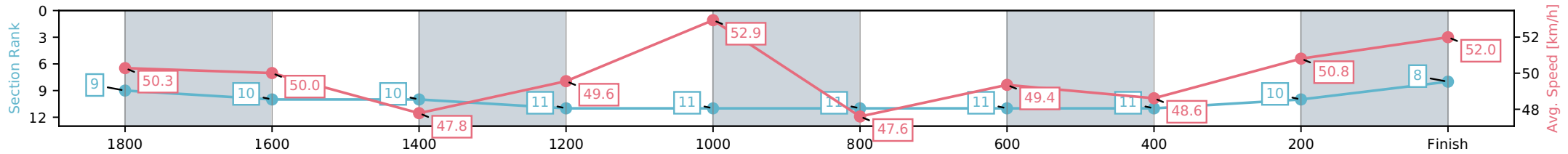
NZ Metropolitan Trotting Club Inc Harness
 Race 3: BETAVET SUPPORTS THEIR YEARLING SALE
 PREPARERS MOBILE PACE - 1980m



23 January 2026 - 5:58PM

Weather: Fine

Section	L1980	L1800	L1600	L1400	L1200	L1000	L800	L600	L400	L200
Section Times	2:28.65 (0:13.31)	2:15.34 [10] (0:15.12)	2:00.22 [10] (0:15.77)	1:44.45 [11] (0:14.28)	1:30.18 [11] (0:14.60)	1:15.58 [11] (0:16.03)	0:59.55 [11] (0:14.69)	0:44.86 [11] (0:15.73)	0:29.13 [10] (0:14.95)	0:14.18 [8] (0:14.18)
Average Speed [km/h]	50.3	50.0	47.8	49.6	52.9	47.6	49.4	48.6	50.8	52.0
Top Speed [km/h]	51.0	50.4	49.1	51.4	53.8	50.7	50.5	49.5	52.2	52.6
Avg. Dist. to Rail [m]	2.4	3.4	3.0	4.8	3.7	3.6	5.2	6.2	8.6	10.1



- [] Ranking at each section and finish
- :-:- No data available at this section
- NA No data available

Horse/Jockey Name	Stubing/M J Williamson
Finish Rank	9
Fastest Section Time (Section)	0:14.33 (1400-1200)
Top Speed [km/h] (Section)	53.1 (1800-1600)
Race State	Finished



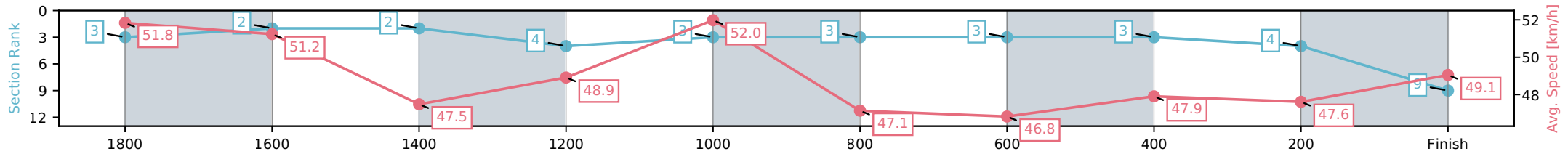
NZ Metropolitan Trotting Club Inc Harness
 Race 3: BETAVET SUPPORTS THEIR YEARLING SALE
 PREPARERS MOBILE PACE - 1980m



23 January 2026 - 5:58PM

Weather: Fine

Section	L1980	L1800	L1600	L1400	L1200	L1000	L800	L600	L400	L200
Section Times	2:28.69 (0:12.22)	2:16.47 [2] (0:14.98)	2:01.49 [2] (0:15.59)	1:45.91 [4] (0:14.33)	1:31.57 [3] (0:14.61)	1:16.96 [3] (0:16.00)	1:00.96 [3] (0:15.29)	0:45.68 [3] (0:15.57)	0:30.11 [4] (0:15.14)	0:14.96 [9] (0:14.96)
Average Speed [km/h]	51.8	51.2	47.5	48.9	52.0	47.1	46.8	47.9	47.6	49.1
Top Speed [km/h]	52.9	53.1	48.3	51.5	53.0	49.7	48.3	48.3	48.8	49.4
Avg. Dist. to Rail [m]	5.8	1.3	1.1	3.0	0.9	0.9	1.6	1.0	0.9	2.6



- [] Ranking at each section and finish
- :-:- No data available at this section
- NA No data available

Horse/Jockey Name	Sofia Rose/O G Thornley
Finish Rank	10
Fastest Section Time (Section)	0:14.12 (1400-1200)
Top Speed [km/h] (Section)	53.4 (1980 - 1800)
Race State	Finished



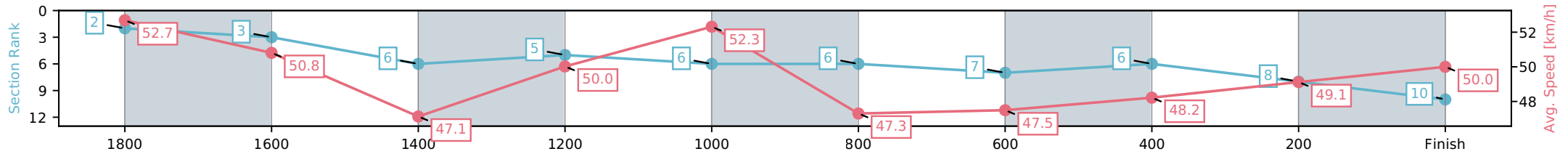
NZ Metropolitan Trotting Club Inc Harness
 Race 3: BETAVET SUPPORTS THEIR YEARLING SALE
 PREPARERS MOBILE PACE - 1980m



23 January 2026 - 5:58PM

Weather: Fine

Section	L1980	L1800	L1600	L1400	L1200	L1000	L800	L600	L400	L200
Section Times	2:28.97 (0:12.13)	2:16.84 [3] (0:15.33)	2:01.50 [6] (0:15.71)	1:45.80 [5] (0:14.12)	1:31.68 [6] (0:14.82)	1:16.85 [6] (0:16.11)	1:00.74 [7] (0:15.12)	0:45.62 [6] (0:15.62)	0:30.00 [8] (0:15.08)	0:14.92 [10] (0:14.92)
Average Speed [km/h]	52.7	50.8	47.1	50.0	52.3	47.3	47.5	48.2	49.1	50.0
Top Speed [km/h]	53.4	53.4	47.8	52.1	53.2	49.5	48.8	48.8	49.8	50.8
Avg. Dist. to Rail [m]	9.3	3.0	2.6	4.8	3.0	2.7	3.2	3.2	3.9	7.7



- [] Ranking at each section and finish
- :-:- No data available at this section
- NA No data available

Horse/Jockey Name	Touch N Go/John R Dunn
Finish Rank	11
Fastest Section Time (Section)	0:14.14 (1400-1200)
Top Speed [km/h] (Section)	53.1 (1200-1000)
Race State	Finished



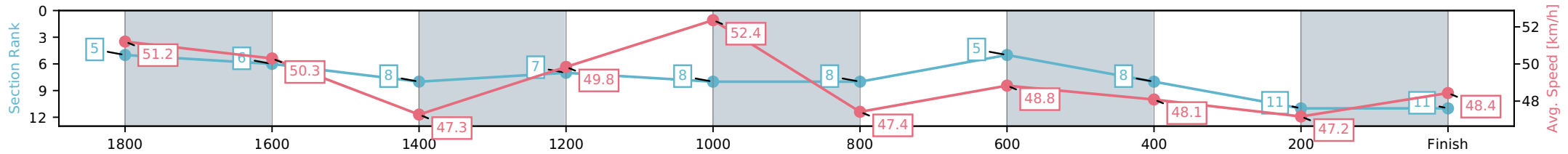
NZ Metropolitan Trotting Club Inc Harness
 Race 3: BETAVET SUPPORTS THEIR YEARLING SALE
 PREPARERS MOBILE PACE - 1980m



23 January 2026 - 5:58PM

Weather: Fine

Section	L1980	L1800	L1600	L1400	L1200	L1000	L800	L600	L400	L200
Section Times	2:30.16 (0:12.58)	2:17.58 [6] (0:15.19)	2:02.39 [8] (0:15.73)	1:46.67 [7] (0:14.14)	1:32.53 [8] (0:14.82)	1:17.72 [8] (0:15.94)	1:01.77 [5] (0:14.79)	0:46.98 [8] (0:16.03)	0:30.96 [11] (0:15.87)	0:15.09 [11] (0:15.09)
Average Speed [km/h]	51.2	50.3	47.3	49.8	52.4	47.4	48.8	48.1	47.2	48.4
Top Speed [km/h]	51.6	51.4	48.4	52.1	53.1	49.8	49.8	49.4	48.1	48.7
Avg. Dist. to Rail [m]	4.3	2.8	2.8	5.0	3.4	3.4	4.9	5.0	5.0	9.2



- [] Ranking at each section and finish
- :-:- No data available at this section
- NA No data available