



NZ Metropolitan Trotting Club Inc Harness

Race 4: TRACKSIDE DINING BACK FROM 27 FEB - BOOK NOW MOBILE TROT - 1980m

23 January 2026 - 6:32PM



Weather: Fine

Field Times	2:32.79	2:19.97	2:04.46	1:48.40	1:33.03	1:17.18	1:00.78	0:45.23
(Race Tempo)	(0:12.82)	(0:15.52)	(0:16.05)	(0:15.37)	(0:15.86)	(0:16.39)	(0:15.55)	(0:15.89)

Rank	TAB#	Horse	Overall Time	First 400m	Top Speed km/h (Section)	L1980	L1800	L1600	L1400	L1200	L1000	L800	L600
	(BAR#)	Driver	Margin (DT-W)	Last 600m	Fastest Section (Time)	Start - 1800	1800 - 1600	1600 - 1400	1400 - 1200	1200 - 1000	1000 - 800	800 - 600	600 - 400
1	6	Hoof It Hagrid	2:32.79	0:29.94	51.7 (200-0)	2:32.79	2:19.97 [1]	2:04.46 [1]	1:48.40 [1]	1:33.03 [1]	1:17.18 [1]	1:00.78 [1]	0:45.23 [1]
	(6)	John R Dunn		0:45.22	200-0 (0:14.16)	(0:12.82)	(0:15.52)	(0:16.05)	(0:15.37)	(0:15.86)	(0:16.39)	(0:15.55)	(0:15.89)
2	3	Something Else	2:32.96	0:30.32	52.2 (200-0)	2:32.96	2:19.89 [4]	2:04.24 [2]	1:48.24 [2]	1:32.87 [2]	1:16.96 [2]	1:00.59 [2]	0:45.06 [3]
	(3)	P C Nairn	1.0L (-2)	0:45.06	200-0 (0:13.93)	(0:13.07)	(0:15.64)	(0:16.00)	(0:15.37)	(0:15.90)	(0:16.38)	(0:15.52)	(0:15.91)
3	8	Noah Magnific	2:33.60	0:31.59	51.6 (200-0)	2:33.60	2:20.70 [3]	2:03.74 [6]	1:47.64 [6]	1:32.54 [6]	1:16.89 [6]	1:00.70 [5]	0:45.45 [4]
	(8)	B T Hope	4.5L (+14)	0:45.45	200-0 (0:14.41)	(0:12.90)	(0:16.96)	(0:16.09)	(0:15.10)	(0:15.65)	(0:16.19)	(0:15.25)	(0:15.91)
4	4	Natives Inferno	2:33.76	0:31.00	51.7 (200-0)	2:33.76	2:20.31 [5]	2:04.36 [3]	1:48.56 [3]	1:33.32 [3]	1:17.42 [3]	1:01.04 [4]	0:45.51 [5]
	(4)	K G Cameron	5.4L (-5)	0:45.51	200-0 (0:14.38)	(0:13.45)	(0:15.95)	(0:15.80)	(0:15.24)	(0:15.90)	(0:16.38)	(0:15.54)	(0:15.90)
5	7	Majestic Monkey	2:34.27	0:31.24	51.4 (1800-1600)	2:34.27	2:21.40 [2]	2:04.74 [4]	1:48.66 [5]	1:33.53 [4]	1:17.88 [4]	1:01.70 [3]	0:46.47 [2]
	(7)	R D Close	8.2L (+11)	0:46.47	200-0 (0:15.09)	(0:12.87)	(0:16.66)	(0:16.09)	(0:15.13)	(0:15.65)	(0:16.18)	(0:15.23)	(0:15.92)
6	1	Lavra Segil	2:35.34	0:32.61	49.0 (200-0)	2:35.34	2:19.84 [7]	2:04.27 [7]	1:48.91 [7]	1:33.86 [7]	1:18.24 [7]	1:02.10 [7]	0:46.81 [6]
	(1)	R E Harrison	14.1L (+31)	0:46.81	1400-1200 (0:15.05)	(0:15.50)	(0:15.57)	(0:15.36)	(0:15.05)	(0:15.62)	(0:16.14)	(0:15.29)	(0:15.87)
7	5	Majic N The Port	2:36.40	0:31.34	48.2 (1400-1200)	2:36.40	2:22.74 [6]	2:06.66 [5]	1:50.90 [4]	1:35.61 [5]	1:19.76 [5]	1:03.36 [6]	0:47.84 [7]
	(5)	B M Thomas	20.1L (-4)	0:47.84	1400-1200 (0:15.29)	(0:13.66)	(0:16.09)	(0:15.76)	(0:15.29)	(0:15.85)	(0:16.40)	(0:15.52)	(0:15.94)
8	2	Call Dudley	2:51.20	0:37.64	48.0 (1400-1200)	2:51.20	2:33.12 [8]	2:15.26 [8]	1:58.81 [8]	1:43.40 [8]	1:26.78 [8]	1:09.73 [8]	0:52.78 [8]
	(2)	R J Butt	102.3L (+24)	0:52.79	1400-1200 (0:15.41)	(0:18.08)	(0:17.86)	(0:16.45)	(0:15.41)	(0:16.62)	(0:17.05)	(0:16.95)	(0:18.09)

Scratched: Tetrick(AUS) (#9)

- [] Position in running at each section and finish
- No data available at this section
- NA No data available
- DNT Did not track
- TAB# Saddle cloth number
- BAR# Barrier/Gate Position
- DNF Did not finish
- DT-W Distance travelled compared to winner in metres

- Fastest split
- Fastest section



NZ Metropolitan Trotting Club Inc Harness

Race 4: TRACKSIDE DINING BACK FROM 27 FEB - BOOK NOW MOBILE TROT - 1980m

23 January 2026 - 6:32PM

Weather: Fine



Field Times 0:29.34 0:14.16
(Race Tempo) (0:15.17) (0:14.16)

Rank	TAB#	Horse	Overall Time	First 400m	Top Speed km/h (Section)	L400	L200						
	(BAR#)	Driver	Margin (DT-W)	Last 600m	Fastest Section (Time)	400 - 200	200 - Finish						
1	6	Hoof It Hagrid	2:32.79	0:29.94	51.7 (200-0)	0:29.34 [1]	0:14.16 [1]						
	(6)	John R Dunn		0:45.22	200-0 (0:14.16)	(0:15.17)	(0:14.16)						
2	3	Something Else	2:32.96	0:30.32	52.2 (200-0)	0:29.15 [3]	0:13.93 [2]						
	(3)	P C Nairn	1.0L (-2)	0:45.06	200-0 (0:13.93)	(0:15.22)	(0:13.93)						
3	8	Noah Magnific	2:33.60	0:31.59	51.6 (200-0)	0:29.54 [4]	0:14.41 [4]						
	(8)	B T Hope	4.5L (+14)	0:45.45	200-0 (0:14.41)	(0:15.13)	(0:14.41)						
4	4	Natives Inferno	2:33.76	0:31.00	51.7 (200-0)	0:29.61 [5]	0:14.38 [5]						
	(4)	K G Cameron	5.4L (-5)	0:45.51	200-0 (0:14.38)	(0:15.23)	(0:14.38)						
5	7	Majestic Monkey	2:34.27	0:31.24	51.4 (1800-1600)	0:30.55 [2]	0:15.09 [3]						
	(7)	R D Close	8.2L (+11)	0:46.47	200-0 (0:15.09)	(0:15.46)	(0:15.09)						
6	1	Lavra Segil	2:35.34	0:32.61	49.0 (200-0)	0:30.94 [6]	0:15.22 [7]						
	(1)	R E Harrison	14.1L (+31)	0:46.81	1400-1200 (0:15.05)	(0:15.72)	(0:15.22)						
7	5	Majic N The Port	2:36.40	0:31.34	48.2 (1400-1200)	0:31.90 [7]	0:16.31 [6]						
	(5)	B M Thomas	20.1L (-4)	0:47.84	1400-1200 (0:15.29)	(0:15.59)	(0:16.31)						
8	2	Call Dudley	2:51.20	0:37.64	48.0 (1400-1200)	0:34.69 [8]	0:16.73 [8]						
	(2)	R J Butt	102.3L (+24)	0:52.79	1400-1200 (0:15.41)	(0:17.97)	(0:16.73)						

Scratched: Tetrick(AUS) (#9)

- [] Position in running at each section and finish TAB# Saddle cloth number
- :-:- No data available at this section BAR# Barrier/Gate Position
- NA No data available DNF Did not finish
- DNT Did not track DT-W Distance travelled compared to winner in metres

- Fastest split
- Fastest section

Horse/Jockey Name	Hoof It Hagrid/John R Dunn
Finish Rank	1
Fastest Section Time (Section)	0:14.16 (200-0)
Top Speed [km/h] (Section)	51.7 (200-0)
Race State	Finished



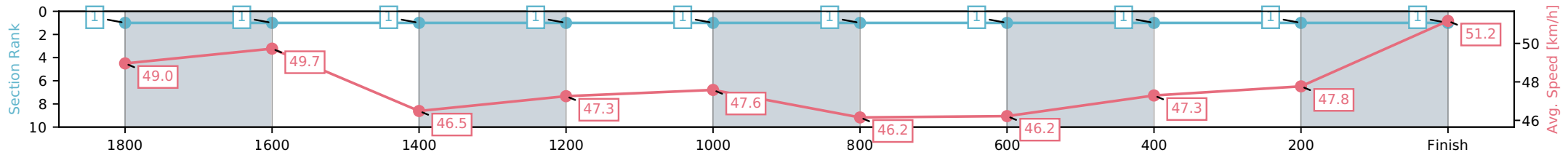
NZ Metropolitan Trotting Club Inc Harness
 Race 4: TRACKSIDE DINING BACK FROM 27 FEB - BOOK
 NOW MOBILE TROT - 1980m



23 January 2026 - 6:32PM

Weather: Fine

Section	L1980	L1800	L1600	L1400	L1200	L1000	L800	L600	L400	L200
Section Times	2:32.79 (0:12.82)	2:19.97 [1] (0:15.52)	2:04.46 [1] (0:16.05)	1:48.40 [1] (0:15.37)	1:33.03 [1] (0:15.86)	1:17.18 [1] (0:16.39)	1:00.78 [1] (0:15.55)	0:45.23 [1] (0:15.89)	0:29.34 [1] (0:15.17)	0:14.16 [1] (0:14.16)
Average Speed [km/h]	49.0	49.7	46.5	47.3	47.6	46.2	46.2	47.3	47.8	51.2
Top Speed [km/h]	50.8	51.0	47.0	47.9	48.0	47.1	47.5	47.8	49.4	51.7
Avg. Dist. to Rail [m]	7.5	2.9	2.2	5.1	2.3	2.6	3.5	2.7	2.6	5.1



[] Ranking at each section and finish
 -:-:- No data available at this section
 NA No data available

Horse/Jockey Name	Something Else/P C Nairn
Finish Rank	2
Fastest Section Time (Section)	0:13.93 (200-0)
Top Speed [km/h] (Section)	52.2 (200-0)
Race State	Finished



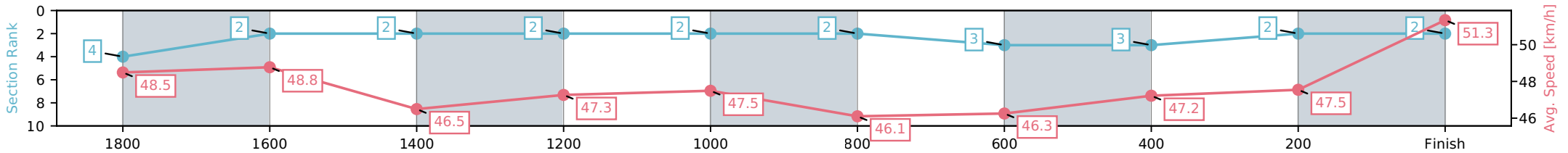
NZ Metropolitan Trotting Club Inc Harness
 Race 4: TRACKSIDE DINING BACK FROM 27 FEB - BOOK
 NOW MOBILE TROT - 1980m



23 January 2026 - 6:32PM

Weather: Fine

Section	L1980	L1800	L1600	L1400	L1200	L1000	L800	L600	L400	L200
Section Times	2:32.96 (0:13.07)	2:19.89 [2] (0:15.64)	2:04.24 [2] (0:16.00)	1:48.24 [2] (0:15.37)	1:32.87 [2] (0:15.90)	1:16.96 [2] (0:16.38)	1:00.59 [3] (0:15.52)	0:45.06 [3] (0:15.91)	0:29.15 [2] (0:15.22)	0:13.93 [2] (0:13.93)
Average Speed [km/h]	48.5	48.8	46.5	47.3	47.5	46.1	46.3	47.2	47.5	51.3
Top Speed [km/h]	49.9	50.0	46.7	47.9	47.9	46.9	47.5	47.7	49.1	52.2
Avg. Dist. to Rail [m]	3.2	2.2	2.2	5.1	2.4	2.6	3.6	2.6	2.0	2.5



- [] Ranking at each section and finish
- :-:- No data available at this section
- NA No data available

Horse/Jockey Name	Noah Magnific/B T Hope
Finish Rank	3
Fastest Section Time (Section)	0:14.41 (200-0)
Top Speed [km/h] (Section)	51.6 (200-0)
Race State	Finished



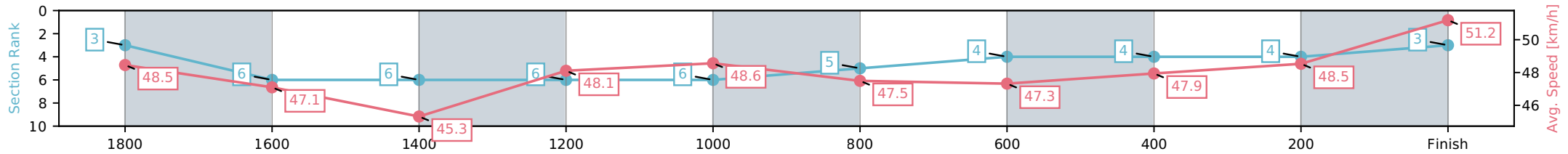
NZ Metropolitan Trotting Club Inc Harness
 Race 4: TRACKSIDE DINING BACK FROM 27 FEB - BOOK
 NOW MOBILE TROT - 1980m



23 January 2026 - 6:32PM

Weather: Fine

Section	L1980	L1800	L1600	L1400	L1200	L1000	L800	L600	L400	L200
Section Times	2:33.60 (0:12.90)	2:20.70 [6] (0:16.96)	2:03.74 [6] (0:16.09)	1:47.64 [6] (0:15.10)	1:32.54 [6] (0:15.65)	1:16.89 [5] (0:16.19)	1:00.70 [4] (0:15.25)	0:45.45 [4] (0:15.91)	0:29.54 [4] (0:15.13)	0:14.41 [3] (0:14.41)
Average Speed [km/h]	48.5	47.1	45.3	48.1	48.6	47.5	47.3	47.9	48.5	51.2
Top Speed [km/h]	50.7	50.9	47.4	48.9	48.9	48.3	48.3	48.4	50.8	51.6
Avg. Dist. to Rail [m]	12.9	5.2	3.3	6.7	3.9	4.3	5.7	4.2	5.2	7.5



- [] Ranking at each section and finish
- :-:- No data available at this section
- NA No data available

Horse/Jockey Name	Natives Inferno/K G Cameron
Finish Rank	4
Fastest Section Time (Section)	0:14.38 (200-0)
Top Speed [km/h] (Section)	51.7 (200-0)
Race State	Finished



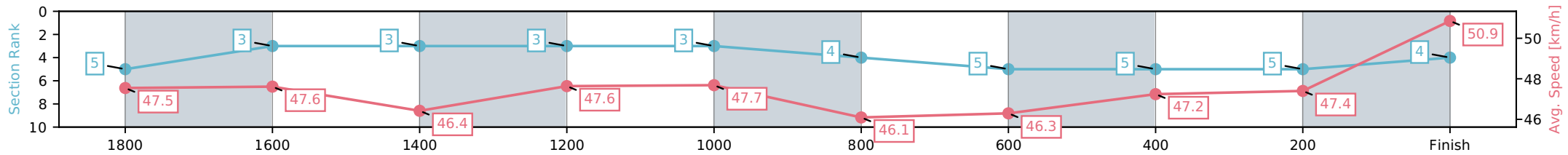
NZ Metropolitan Trotting Club Inc Harness
 Race 4: TRACKSIDE DINING BACK FROM 27 FEB - BOOK
 NOW MOBILE TROT - 1980m



23 January 2026 - 6:32PM

Weather: Fine

Section	L1980	L1800	L1600	L1400	L1200	L1000	L800	L600	L400	L200
Section Times	2:33.76 (0:13.45)	2:20.31 [3] (0:15.95)	2:04.36 [3] (0:15.80)	1:48.56 [3] (0:15.24)	1:33.32 [3] (0:15.90)	1:17.42 [4] (0:16.38)	1:01.04 [5] (0:15.54)	0:45.51 [5] (0:15.90)	0:29.61 [5] (0:15.23)	0:14.38 [4] (0:14.38)
Average Speed [km/h]	47.5	47.6	46.4	47.6	47.7	46.1	46.3	47.2	47.4	50.9
Top Speed [km/h]	48.2	48.5	47.1	48.1	48.3	47.2	47.4	47.6	49.0	51.7
Avg. Dist. to Rail [m]	5.1	2.3	1.9	5.0	2.3	2.5	3.6	2.5	1.4	4.6



- [] Ranking at each section and finish
- :-:- No data available at this section
- NA No data available

Horse/Jockey Name	Majestic Monkey/R D Close
Finish Rank	5
Fastest Section Time (Section)	0:15.09 (200-0)
Top Speed [km/h] (Section)	51.4 (1800-1600)
Race State	Finished



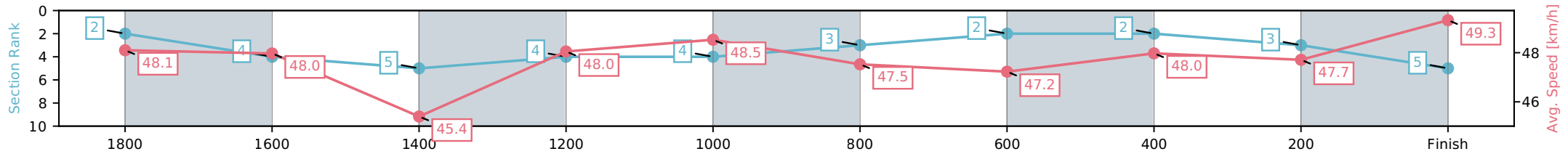
NZ Metropolitan Trotting Club Inc Harness
 Race 4: TRACKSIDE DINING BACK FROM 27 FEB - BOOK
 NOW MOBILE TROT - 1980m



23 January 2026 - 6:32PM

Weather: Fine

Section	L1980	L1800	L1600	L1400	L1200	L1000	L800	L600	L400	L200
Section Times	2:34.27 (0:12.87)	2:21.40 [4] (0:16.66)	2:04.74 [5] (0:16.09)	1:48.66 [4] (0:15.13)	1:33.53 [4] (0:15.65)	1:17.88 [3] (0:16.18)	1:01.70 [2] (0:15.23)	0:46.47 [2] (0:15.92)	0:30.55 [3] (0:15.46)	0:15.09 [5] (0:15.09)
Average Speed [km/h]	48.1	48.0	45.4	48.0	48.5	47.5	47.2	48.0	47.7	49.3
Top Speed [km/h]	50.3	51.4	47.5	48.7	48.8	48.3	48.4	48.5	49.0	50.1
Avg. Dist. to Rail [m]	11.2	4.7	3.5	6.9	3.9	4.2	5.6	4.1	4.0	6.1



[] Ranking at each section and finish
 -:-:- No data available at this section
 NA No data available

Horse/Jockey Name	Lavra Segil/R E Harrison
Finish Rank	6
Fastest Section Time (Section)	0:15.05 (1400-1200)
Top Speed [km/h] (Section)	49.0 (200-0)
Race State	Finished



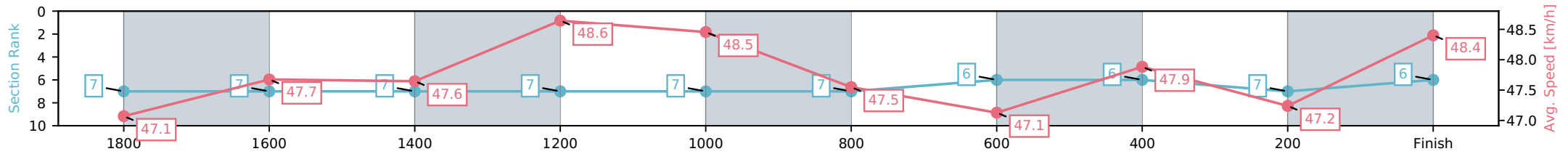
NZ Metropolitan Trotting Club Inc Harness
 Race 4: TRACKSIDE DINING BACK FROM 27 FEB - BOOK
 NOW MOBILE TROT - 1980m



23 January 2026 - 6:32PM

Weather: Fine

Section	L1980	L1800	L1600	L1400	L1200	L1000	L800	L600	L400	L200
Section Times	2:35.34 (0:15.50)	2:19.84 [7] (0:15.57)	2:04.27 [7] (0:15.36)	1:48.91 [7] (0:15.05)	1:33.86 [7] (0:15.62)	1:18.24 [7] (0:16.14)	1:02.10 [6] (0:15.29)	0:46.81 [6] (0:15.87)	0:30.94 [7] (0:15.72)	0:15.22 [6] (0:15.22)
Average Speed [km/h]	47.1	47.7	47.6	48.6	48.5	47.5	47.1	47.9	47.2	48.4
Top Speed [km/h]	47.6	47.9	48.0	48.9	48.6	48.3	48.1	48.1	48.0	49.0
Avg. Dist. to Rail [m]	3.6	1.6	1.5	5.5	3.8	4.3	5.6	4.2	3.8	8.2



- [] Ranking at each section and finish
- :-:- No data available at this section
- NA No data available

Horse/Jockey Name	Majic N The Port/B M Thomas
Finish Rank	7
Fastest Section Time (Section)	0:15.29 (1400-1200)
Top Speed [km/h] (Section)	48.2 (1400-1200)
Race State	Finished



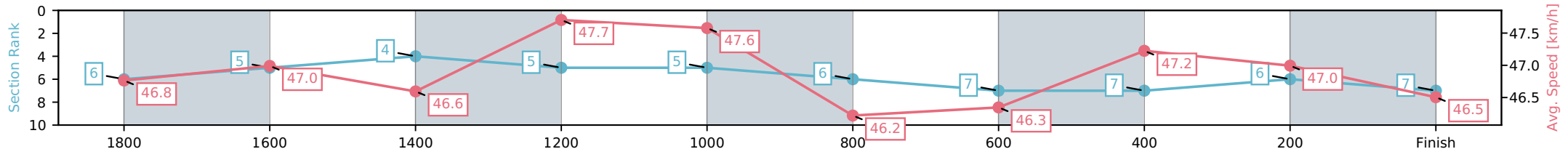
NZ Metropolitan Trotting Club Inc Harness
 Race 4: TRACKSIDE DINING BACK FROM 27 FEB - BOOK
 NOW MOBILE TROT - 1980m



23 January 2026 - 6:32PM

Weather: Fine

Section	L1980	L1800	L1600	L1400	L1200	L1000	L800	L600	L400	L200
Section Times	2:36.40 (0:13.66)	2:22.74 [5] (0:16.09)	2:06.66 [4] (0:15.76)	1:50.90 [5] (0:15.29)	1:35.61 [5] (0:15.85)	1:19.76 [6] (0:16.40)	1:03.36 [7] (0:15.52)	0:47.84 [7] (0:15.94)	0:31.90 [6] (0:15.59)	0:16.31 [7] (0:16.31)
Average Speed [km/h]	46.8	47.0	46.6	47.7	47.6	46.2	46.3	47.2	47.0	46.5
Top Speed [km/h]	47.7	47.8	47.4	48.2	48.1	47.4	47.5	47.7	47.7	47.7
Avg. Dist. to Rail [m]	7.3	2.9	2.1	5.1	2.5	2.7	3.7	2.4	1.7	5.2



- [] Ranking at each section and finish
- :-:- No data available at this section
- NA No data available

Horse/Jockey Name	Call Dudley/R J Butt
Finish Rank	8
Fastest Section Time (Section)	0:15.41 (1400-1200)
Top Speed [km/h] (Section)	48.0 (1400-1200)
Race State	Finished



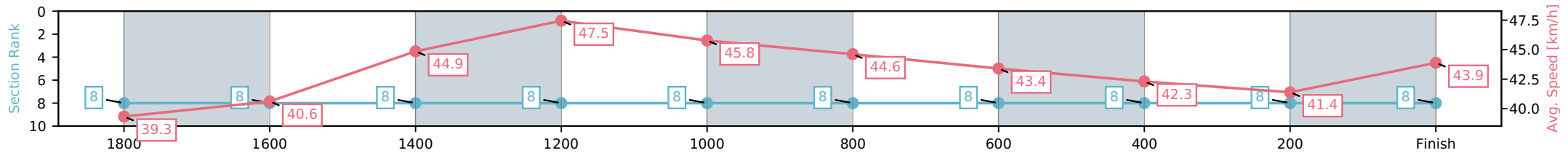
NZ Metropolitan Trotting Club Inc Harness
 Race 4: TRACKSIDE DINING BACK FROM 27 FEB - BOOK
 NOW MOBILE TROT - 1980m



23 January 2026 - 6:32PM

Weather: Fine

Section	L1980	L1800	L1600	L1400	L1200	L1000	L800	L600	L400	L200
Section Times	2:51.20 (0:18.08)	2:33.12 [8] (0:17.86)	2:15.26 [8] (0:16.45)	1:58.81 [8] (0:15.41)	1:43.40 [8] (0:16.62)	1:26.78 [8] (0:17.05)	1:09.73 [8] (0:16.95)	0:52.78 [8] (0:18.09)	0:34.69 [8] (0:17.97)	0:16.73 [8] (0:16.73)
Average Speed [km/h]	39.3	40.6	44.9	47.5	45.8	44.6	43.4	42.3	41.4	43.9
Top Speed [km/h]	40.9	43.3	46.0	48.0	47.3	45.2	43.6	43.2	42.8	44.7
Avg. Dist. to Rail [m]	8.7	4.6	3.4	4.5	2.1	3.6	5.2	4.0	4.5	6.2



- [] Ranking at each section and finish
- :-:- No data available at this section
- NA No data available