



# NZ Metropolitan Trotting Club Inc Harness

Race 5: STUDHOLME BLOODSTOCK "JOIN OUR WINNING TRADITION" MOB PACE - 1980m

23 January 2026 - 6:57PM



Weather: Fine

Field Times	2:26.25	2:14.44	1:59.69	1:44.01	1:28.86	1:13.19	0:57.88	0:43.01
(Race Tempo)	(0:11.81)	(0:14.76)	(0:15.68)	(0:15.15)	(0:15.67)	(0:15.31)	(0:14.87)	(0:14.82)

Rank	TAB#	Horse	Overall Time	First 400m	Top Speed km/h (Section)	L1980	L1800	L1600	L1400	L1200	L1000	L800	L600
	(BAR#)	Driver	Margin (DT-W)	Last 600m	Fastest Section (Time)	Start - 1800	1800 - 1600	1600 - 1400	1400 - 1200	1200 - 1000	1000 - 800	800 - 600	600 - 400
1	7	Milou	2:26.25	0:28.57	54.2 (200-0)	2:26.25	2:14.10 [4]	1:59.23 [2]	1:43.66 [2]	1:28.54 [2]	1:12.86 [3]	0:57.54 [3]	0:42.69 [3]
	(7)	R J Butt		0:42.69	200-0 (0:13.36)	(0:12.15)	(0:14.88)	(0:15.56)	(0:15.12)	(0:15.68)	(0:15.32)	(0:14.85)	(0:14.81)
2	10	John Stewart	2:26.28	0:28.12	56.5 (1800-1600)	2:26.28	2:14.33 [3]	1:59.72 [1]	1:44.04 [1]	1:28.89 [1]	1:13.22 [1]	0:57.91 [1]	0:43.04 [1]
	(10)	B N Orange	0.2L (+5)	0:43.04	200-0 (0:13.68)	(0:11.95)	(0:14.61)	(0:15.68)	(0:15.15)	(0:15.67)	(0:15.31)	(0:14.87)	(0:14.82)
3	8	Better Be Quick	2:26.78	0:30.34	54.4 (200-0)	2:26.78	2:13.47 [11]	1:57.98 [11]	1:42.68 [8]	1:28.12 [7]	1:12.75 [7]	0:57.41 [7]	0:42.41 [8]
	(8)	John R Dunn	3.0L (+6)	0:42.41	200-0 (0:13.44)	(0:13.31)	(0:15.49)	(0:15.30)	(0:14.56)	(0:15.37)	(0:15.34)	(0:15.00)	(0:15.29)
4	6	Woodlea Rocks	2:26.97	0:29.12	54.9 (1800-1600)	2:26.97	2:15.16 [1]	1:59.46 [5]	1:43.52 [5]	1:28.60 [5]	1:13.07 [6]	0:57.89 [6]	0:43.05 [5]
	(6)	J C Morrison	4.0L (+15)	0:43.04	200-0 (0:13.80)	(0:11.81)	(0:15.70)	(0:15.94)	(0:14.93)	(0:15.52)	(0:15.19)	(0:14.84)	(0:14.78)
5	11	Treacherous Dreams	2:27.04	0:29.76	52.1 (1800-1600)	2:27.04	2:14.24 [8]	1:58.90 [7]	1:42.94 [7]	1:28.59 [6]	1:13.75 [2]	0:58.60 [2]	0:43.73 [2]
	(11)	C J Dalgety	4.4L (+24)	0:43.73	200-0 (0:14.33)	(0:12.80)	(0:15.33)	(0:15.96)	(0:14.35)	(0:14.84)	(0:15.14)	(0:14.88)	(0:14.88)
6	2	Hugo	2:27.12	0:29.44	52.8 (200-0)	2:27.12	2:14.66 [5]	1:59.30 [6]	1:43.32 [6]	1:28.44 [8]	1:12.92 [8]	0:57.74 [8]	0:42.90 [7]
	(2)	S J Thornley	4.9L (+20)	0:42.91	200-0 (0:13.98)	(0:12.46)	(0:15.36)	(0:15.98)	(0:14.88)	(0:15.52)	(0:15.18)	(0:14.84)	(0:14.66)
7	5	Carbon	2:27.30	0:30.10	53.7 (200-0)	2:27.30	2:14.32 [10]	1:58.81 [9]	1:42.80 [9]	1:28.19 [9]	1:12.75 [9]	0:57.60 [9]	0:42.77 [9]
	(5)	T M Williams	5.9L (+19)	0:42.77	200-0 (0:13.95)	(0:12.98)	(0:15.50)	(0:16.02)	(0:14.60)	(0:15.44)	(0:15.15)	(0:14.84)	(0:14.73)
8	4	Jay R Tolkien	2:27.64	0:28.82	54.8 (1800-1600)	2:27.64	2:15.80 [2]	2:00.43 [3]	1:44.52 [4]	1:29.57 [4]	1:14.06 [4]	0:58.85 [4]	0:44.00 [4]
	(4)	R D Close	7.7L (+18)	0:44.00	400-200 (0:14.47)	(0:11.84)	(0:15.37)	(0:15.91)	(0:14.95)	(0:15.51)	(0:15.21)	(0:14.85)	(0:14.84)
9	9	Bettor Be Sharp	2:27.72	0:30.37	53.3 (200-0)	2:27.72	2:15.02 [7]	1:59.07 [10]	1:42.46 [11]	1:27.86 [11]	1:12.43 [11]	0:57.58 [11]	0:42.90 [11]
	(9)	S E O'Reilly	8.2L (+27)	0:42.90	200-0 (0:13.90)	(0:12.70)	(0:15.94)	(0:16.61)	(0:14.60)	(0:15.43)	(0:14.85)	(0:14.68)	(0:14.79)
10	3	Henry Winkler	2:28.30	0:30.07	53.2 (200-0)	2:28.30	2:15.80 [6]	1:59.94 [8]	1:43.35 [10]	1:28.76 [10]	1:13.36 [10]	0:58.35 [10]	0:43.51 [10]
	(3)	S J Ottley	11.4L (+16)	0:43.51	200-0 (0:13.78)	(0:12.50)	(0:15.86)	(0:16.59)	(0:14.60)	(0:15.40)	(0:15.01)	(0:14.85)	(0:15.28)

[ ] Position in running at each section and finish  
 TAB# Saddle cloth number  
 -:-:- No data available at this section  
 BAR# Barrier/Gate Position  
 NA No data available  
 DNF Did not finish  
 DNT Did not track  
 DT-W Distance travelled compared to winner in metres

Fastest split  
 Fastest section



NZ Metropolitan Trotting Club Inc Harness  
 Race 5: STUDHOLME BLOODSTOCK "JOIN OUR WINNING TRADITION" MOB PACE - 1980m  
 23 January 2026 - 6:57PM



Weather: Fine

Field Times (Race Tempo) 2:26.25 (0:11.81) 2:14.44 (0:14.76) 1:59.69 (0:15.68) 1:44.01 (0:15.15) 1:28.86 (0:15.67) 1:13.19 (0:15.31) 0:57.88 (0:14.87) 0:43.01 (0:14.82)

Rank	TAB#	Horse	Overall Time	First 400m	Top Speed km/h (Section)	L1980	L1800	L1600	L1400	L1200	L1000	L800	L600
	(BAR#)	Driver	Margin (DT-W)	Last 600m	Fastest Section (Time)	Start - 1800	1800 - 1600	1600 - 1400	1400 - 1200	1200 - 1000	1000 - 800	800 - 600	600 - 400
11	1	Sweet Willow	2:32.39	0:28.89	54.7 (1800-1600)	2:32.39	2:19.55 [9]	2:05.04 [4]	1:49.48 [3]	1:34.35 [3]	1:18.69 [5]	1:03.34 [5]	0:48.34 [6]
	(1)	W J House	34.1L (+16)	0:48.34	1800-1600 (0:14.51)	(0:12.84)	(0:14.51)	(0:15.55)	(0:15.13)	(0:15.66)	(0:15.35)	(0:15.01)	(0:15.51)

- [ ] Position in running at each section and finish
- [-:-:-] No data available at this section
- NA No data available
- DNT Did not track
- TAB# Saddle cloth number
- BAR# Barrier/Gate Position
- DNF Did not finish
- DT-W Distance travelled compared to winner in metres

- Fastest split
- Fastest section



# NZ Metropolitan Trotting Club Inc Harness

Race 5: STUDHOLME BLOODSTOCK "JOIN OUR WINNING TRADITION" MOB PACE - 1980m

23 January 2026 - 6:57PM



Weather: Fine

Field Times 0:28.19 0:13.65  
(Race Tempo) (0:14.54) (0:13.65)

Rank	TAB#	Horse	Overall Time	First 400m	Top Speed km/h (Section)	L400	L200						
	(BAR#)	Driver	Margin (DT-W)	Last 600m	Fastest Section (Time)	400 - 200	200 - Finish						
1	7	Milou	2:26.25	0:28.57	54.2 (200-0)	0:27.88 [3]	0:13.36 [3]						
	(7)	R J Butt		0:42.69	200-0 (0:13.36)	(0:14.52)	(0:13.36)						
2	10	John Stewart	2:26.28	0:28.12	56.5 (1800-1600)	0:28.22 [1]	0:13.68 [1]						
	(10)	B N Orange	0.2L (+5)	0:43.04	200-0 (0:13.68)	(0:14.54)	(0:13.68)						
3	8	Better Be Quick	2:26.78	0:30.34	54.4 (200-0)	0:27.12 [10]	0:13.44 [7]						
	(8)	John R Dunn	3.0L (+6)	0:42.41	200-0 (0:13.44)	(0:13.68)	(0:13.44)						
4	6	Woodlea Rocks	2:26.97	0:29.12	54.9 (1800-1600)	0:28.27 [5]	0:13.80 [6]						
	(6)	J C Morrison	4.0L (+15)	0:43.04	200-0 (0:13.80)	(0:14.46)	(0:13.80)						
5	11	Treacherous Dreams	2:27.04	0:29.76	52.1 (1800-1600)	0:28.85 [2]	0:14.33 [2]						
	(11)	C J Dalgety	4.4L (+24)	0:43.73	200-0 (0:14.33)	(0:14.52)	(0:14.33)						
6	2	Hugo	2:27.12	0:29.44	52.8 (200-0)	0:28.24 [6]	0:13.98 [5]						
	(2)	S J Thornley	4.9L (+20)	0:42.91	200-0 (0:13.98)	(0:14.27)	(0:13.98)						
7	5	Carbon	2:27.30	0:30.10	53.7 (200-0)	0:28.04 [7]	0:13.95 [8]						
	(5)	T M Williams	5.9L (+19)	0:42.77	200-0 (0:13.95)	(0:14.09)	(0:13.95)						
8	4	Jay R Tolkien	2:27.64	0:28.82	54.8 (1800-1600)	0:29.16 [4]	0:14.69 [4]						
	(4)	R D Close	7.7L (+18)	0:44.00	400-200 (0:14.47)	(0:14.47)	(0:14.69)						
9	9	Bettor Be Sharp	2:27.72	0:30.37	53.3 (200-0)	0:28.11 [9]	0:13.90 [9]						
	(9)	S E O'Reilly	8.2L (+27)	0:42.90	200-0 (0:13.90)	(0:14.21)	(0:13.90)						
10	3	Henry Winkler	2:28.30	0:30.07	53.2 (200-0)	0:28.22 [11]	0:13.78 [10]						
	(3)	S J Ottley	11.4L (+16)	0:43.51	200-0 (0:13.78)	(0:14.45)	(0:13.78)						

- [ ] Position in running at each section and finish
- No data available at this section
- NA No data available
- DNT Did not track
- TAB# Saddle cloth number
- BAR# Barrier/Gate Position
- DNF Did not finish
- DT-W Distance travelled compared to winner in metres

- Fastest split
- Fastest section



# NZ Metropolitan Trotting Club Inc Harness

Race 5: STUDHOLME BLOODSTOCK "JOIN OUR WINNING TRADITION" MOB PACE - 1980m

23 January 2026 - 6:57PM



Weather: Fine

Field Times                      0:28.19      0:13.65  
(Race Tempo)                    (0:14.54)    (0:13.65)

Rank	TAB#	Horse	Overall Time	First 400m	Top Speed km/h (Section)	L400	L200						
	(BAR#)	Driver	Margin (DT-W)	Last 600m	Fastest Section (Time)	400 - 200	200 - Finish						
11	1	Sweet Willow	2:32.39	0:28.89	54.7 (1800-1600)	0:32.82 [8]	0:17.18 [11]						
	(1)	W J House	34.1L (+16)	0:48.34	1800-1600 (0:14.51)	(0:15.65)	(0:17.18)						

- [ ] Position in running at each section and finish    TAB# Saddle cloth number
- :--:-- No data available at this section                    BAR# Barrier/Gate Position
- NA No data available    DNF Did not finish
- DNT Did not track     DT-W Distance travelled compared to winner in metres

- Fastest split
- Fastest section

Horse/Jockey Name	Milou/R J Butt
Finish Rank	1
Fastest Section Time (Section)	0:13.36 (200-0)
Top Speed [km/h] (Section)	54.2 (200-0)
Race State	Finished



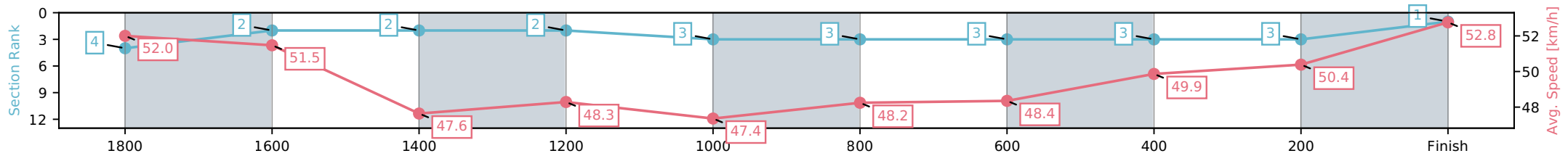
NZ Metropolitan Trotting Club Inc Harness  
 Race 5: STUDHOLME BLOODSTOCK "JOIN OUR WINNING TRADITION" MOB PACE - 1980m



23 January 2026 - 6:57PM

Weather: Fine

Section	L1980	L1800	L1600	L1400	L1200	L1000	L800	L600	L400	L200
Section Times	2:26.25 (0:12.15)	2:14.10 [2] (0:14.88)	1:59.23 [2] (0:15.56)	1:43.66 [2] (0:15.12)	1:28.54 [3] (0:15.68)	1:12.86 [3] (0:15.32)	0:57.54 [3] (0:14.85)	0:42.69 [3] (0:14.81)	0:27.88 [3] (0:14.52)	0:13.36 [1] (0:13.36)
Average Speed [km/h]	52.0	51.5	47.6	48.3	47.4	48.2	48.4	49.9	50.4	52.8
Top Speed [km/h]	53.5	53.5	48.6	48.8	48.1	49.1	49.5	50.0	50.6	54.2
Avg. Dist. to Rail [m]	8.8	1.2	1.3	1.9	1.1	1.7	1.9	1.7	1.1	0.9



- [ ] Ranking at each section and finish
- :-:- No data available at this section
- NA No data available

Horse/Jockey Name	John Stewart/B N Orange
Finish Rank	2
Fastest Section Time (Section)	0:13.68 (200-0)
Top Speed [km/h] (Section)	56.5 (1800-1600)
Race State	Finished



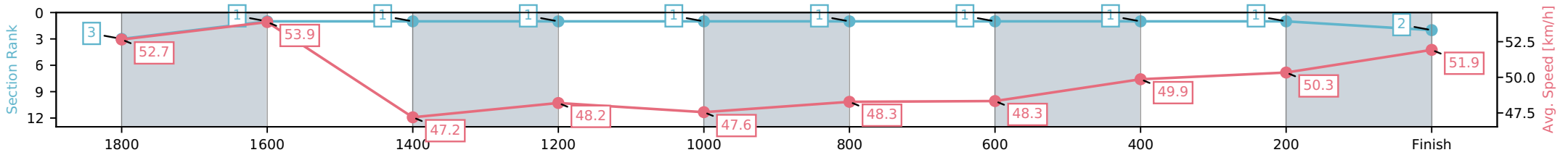
NZ Metropolitan Trotting Club Inc Harness  
 Race 5: STUDHOLME BLOODSTOCK "JOIN OUR WINNING TRADITION" MOB PACE - 1980m



23 January 2026 - 6:57PM

Weather: Fine

Section	L1980	L1800	L1600	L1400	L1200	L1000	L800	L600	L400	L200
Section Times	2:26.28 (0:11.95)	2:14.33 [1] (0:14.61)	1:59.72 [1] (0:15.68)	1:44.04 [1] (0:15.15)	1:28.89 [1] (0:15.67)	1:13.22 [1] (0:15.31)	0:57.91 [1] (0:14.87)	0:43.04 [1] (0:14.82)	0:28.22 [1] (0:14.54)	0:13.68 [2] (0:13.68)
Average Speed [km/h]	52.7	53.9	47.2	48.2	47.6	48.3	48.3	49.9	50.3	51.9
Top Speed [km/h]	55.5	56.5	49.0	48.7	48.3	49.3	49.5	50.0	50.6	53.1
Avg. Dist. to Rail [m]	1.0	0.8	1.0	1.7	1.0	1.6	1.8	1.6	1.1	2.6



[ ] Ranking at each section and finish  
 -:-:- No data available at this section  
 NA No data available

Horse/Jockey Name	Better Be Quick/John R Dunn
Finish Rank	3
Fastest Section Time (Section)	0:13.44 (200-0)
Top Speed [km/h] (Section)	54.4 (200-0)
Race State	Finished



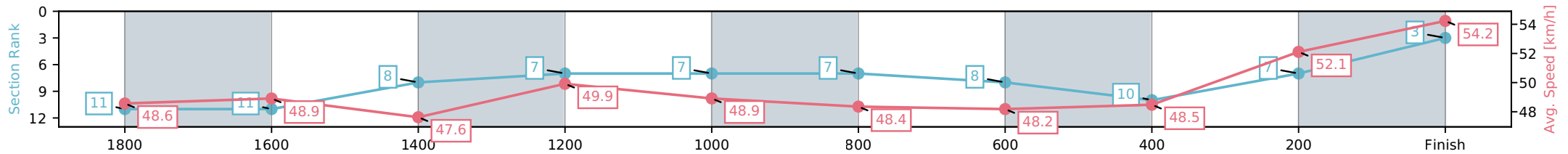
NZ Metropolitan Trotting Club Inc Harness  
 Race 5: STUDHOLME BLOODSTOCK "JOIN OUR WINNING TRADITION" MOB PACE - 1980m



23 January 2026 - 6:57PM

Weather: Fine

Section	L1980	L1800	L1600	L1400	L1200	L1000	L800	L600	L400	L200
Section Times	2:26.78 (0:13.31)	2:13.47 [11] (0:15.49)	1:57.98 [8] (0:15.30)	1:42.68 [7] (0:14.56)	1:28.12 [7] (0:15.37)	1:12.75 [7] (0:15.34)	0:57.41 [8] (0:15.00)	0:42.41 [10] (0:15.29)	0:27.12 [7] (0:13.68)	0:13.44 [3] (0:13.44)
Average Speed [km/h]	48.6	48.9	47.6	49.9	48.9	48.4	48.2	48.5	52.1	54.2
Top Speed [km/h]	48.8	49.4	48.2	50.7	50.3	49.0	49.1	49.1	54.2	54.4
Avg. Dist. to Rail [m]	9.7	3.7	1.1	1.4	1.0	1.7	1.7	1.9	1.5	1.1



- [ ] Ranking at each section and finish
- :-:- No data available at this section
- NA No data available

Horse/Jockey Name	Woodlea Rocks/J C Morrison
Finish Rank	4
Fastest Section Time (Section)	0:13.80 (200-0)
Top Speed [km/h] (Section)	54.9 (1800-1600)
Race State	Finished



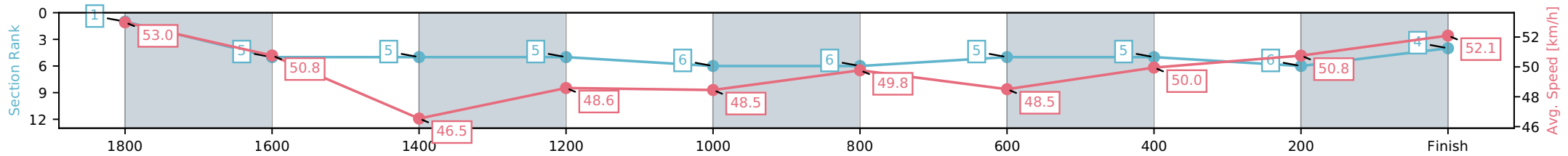
NZ Metropolitan Trotting Club Inc Harness  
 Race 5: STUDHOLME BLOODSTOCK "JOIN OUR WINNING TRADITION" MOB PACE - 1980m



23 January 2026 - 6:57PM

Weather: Fine

Section	L1980	L1800	L1600	L1400	L1200	L1000	L800	L600	L400	L200
Section Times	2:26.97 (0:11.81)	2:15.16 [5] (0:15.70)	1:59.46 [5] (0:15.94)	1:43.52 [5] (0:14.93)	1:28.60 [6] (0:15.52)	1:13.07 [6] (0:15.19)	0:57.89 [5] (0:14.84)	0:43.05 [5] (0:14.78)	0:28.27 [6] (0:14.46)	0:13.80 [4] (0:13.80)
Average Speed [km/h]	53.0	50.8	46.5	48.6	48.5	49.8	48.5	50.0	50.8	52.1
Top Speed [km/h]	54.7	54.9	46.8	49.2	49.0	50.8	49.8	50.3	51.0	52.8
Avg. Dist. to Rail [m]	7.2	3.7	2.9	4.0	2.9	3.5	3.7	2.4	1.6	3.1



- [ ] Ranking at each section and finish
- :-:- No data available at this section
- NA No data available

Horse/Jockey Name	Treacherous Dreams/C J Dalgety
Finish Rank	5
Fastest Section Time (Section)	0:14.33 (200-0)
Top Speed [km/h] (Section)	52.1 (1800-1600)
Race State	Finished



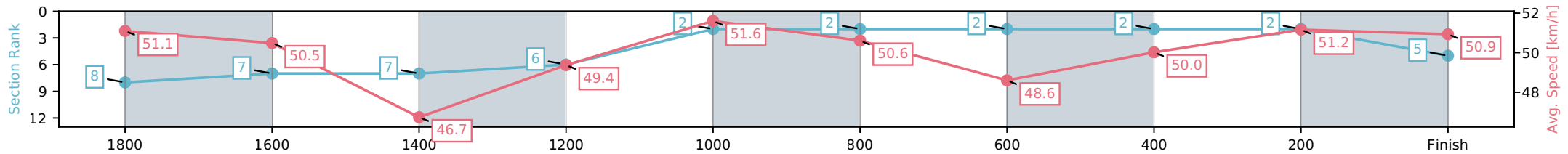
NZ Metropolitan Trotting Club Inc Harness  
 Race 5: STUDHOLME BLOODSTOCK "JOIN OUR WINNING TRADITION" MOB PACE - 1980m



23 January 2026 - 6:57PM

Weather: Fine

Section	L1980	L1800	L1600	L1400	L1200	L1000	L800	L600	L400	L200
Section Times	2:27.04 (0:12.80)	2:14.24 [7] (0:15.33)	1:58.90 [7] (0:15.96)	1:42.94 [6] (0:14.35)	1:28.59 [2] (0:14.84)	1:13.75 [2] (0:15.14)	0:58.60 [2] (0:14.88)	0:43.73 [2] (0:14.88)	0:28.85 [2] (0:14.52)	0:14.33 [5] (0:14.33)
Average Speed [km/h]	51.1	50.5	46.7	49.4	51.6	50.6	48.6	50.0	51.2	50.9
Top Speed [km/h]	52.1	52.1	48.1	51.4	52.1	51.0	49.6	50.5	51.4	51.3
Avg. Dist. to Rail [m]	4.0	2.9	2.9	5.1	4.3	3.5	3.5	3.4	3.0	4.7



- [ ] Ranking at each section and finish
- :-:- No data available at this section
- NA No data available

Horse/Jockey Name	Hugo/S J Thornley
Finish Rank	6
Fastest Section Time (Section)	0:13.98 (200-0)
Top Speed [km/h] (Section)	52.8 (200-0)
Race State	Finished



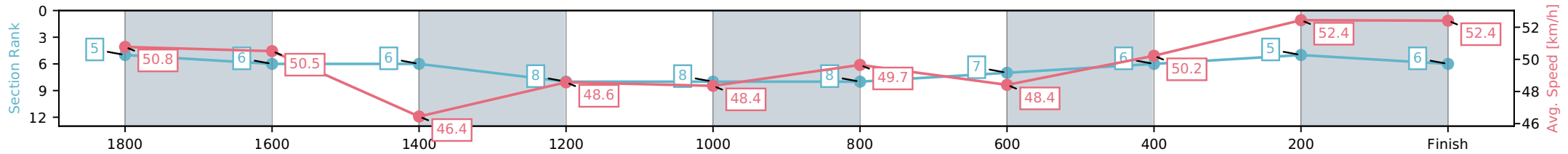
NZ Metropolitan Trotting Club Inc Harness  
 Race 5: STUDHOLME BLOODSTOCK "JOIN OUR WINNING TRADITION" MOB PACE - 1980m



23 January 2026 - 6:57PM

Weather: Fine

Section	L1980	L1800	L1600	L1400	L1200	L1000	L800	L600	L400	L200
Section Times	2:27.12 (0:12.46)	2:14.66 [6] (0:15.36)	1:59.30 [6] (0:15.98)	1:43.32 [8] (0:14.88)	1:28.44 [8] (0:15.52)	1:12.92 [8] (0:15.18)	0:57.74 [7] (0:14.84)	0:42.90 [6] (0:14.66)	0:28.24 [5] (0:14.27)	0:13.98 [6] (0:13.98)
Average Speed [km/h]	50.8	50.5	46.4	48.6	48.4	49.7	48.4	50.2	52.4	52.4
Top Speed [km/h]	52.0	52.2	47.5	49.4	49.0	50.7	49.7	51.5	52.6	52.8
Avg. Dist. to Rail [m]	2.7	2.7	2.5	3.9	2.9	3.5	3.7	3.6	4.6	7.3



- [ ] Ranking at each section and finish
- :-:- No data available at this section
- NA No data available

Horse/Jockey Name	Carbon/T M Williams
Finish Rank	7
Fastest Section Time (Section)	0:13.95 (200-0)
Top Speed [km/h] (Section)	53.7 (200-0)
Race State	Finished



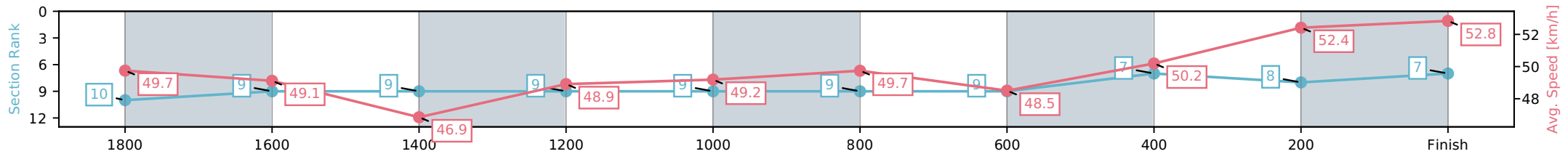
NZ Metropolitan Trotting Club Inc Harness  
 Race 5: STUDHOLME BLOODSTOCK "JOIN OUR WINNING TRADITION" MOB PACE - 1980m



23 January 2026 - 6:57PM

Weather: Fine

Section	L1980	L1800	L1600	L1400	L1200	L1000	L800	L600	L400	L200
Section Times	2:27.30 (0:12.98)	2:14.32 [9] (0:15.50)	1:58.81 [9] (0:16.02)	1:42.80 [9] (0:14.60)	1:28.19 [9] (0:15.44)	1:12.75 [9] (0:15.15)	0:57.60 [9] (0:14.84)	0:42.77 [7] (0:14.73)	0:28.04 [8] (0:14.09)	0:13.95 [7] (0:13.95)
Average Speed [km/h]	49.7	49.1	46.9	48.9	49.2	49.7	48.5	50.2	52.4	52.8
Top Speed [km/h]	50.3	49.6	48.4	50.2	50.3	50.8	49.7	51.1	53.0	53.7
Avg. Dist. to Rail [m]	6.9	4.0	3.0	4.1	3.1	3.6	3.8	3.5	3.4	4.1



- [ ] Ranking at each section and finish
- :-:- No data available at this section
- NA No data available

Horse/Jockey Name	Jay R Tolkien/R D Close
Finish Rank	8
Fastest Section Time (Section)	0:14.47 (400-200)
Top Speed [km/h] (Section)	54.8 (1800-1600)
Race State	Finished



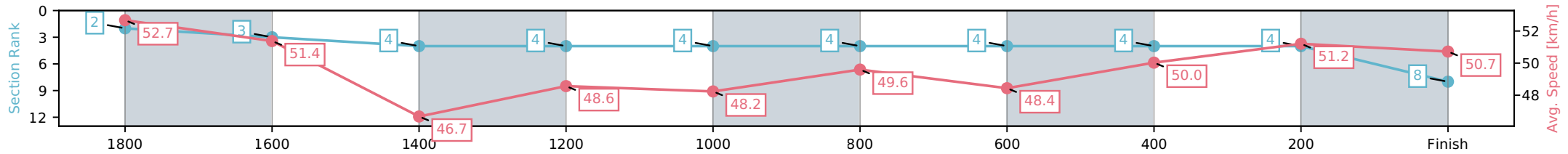
NZ Metropolitan Trotting Club Inc Harness  
 Race 5: STUDHOLME BLOODSTOCK "JOIN OUR WINNING TRADITION" MOB PACE - 1980m



23 January 2026 - 6:57PM

Weather: Fine

Section	L1980	L1800	L1600	L1400	L1200	L1000	L800	L600	L400	L200
Section Times	2:27.64 (0:11.84)	2:15.80 [3] (0:15.37)	2:00.43 [4] (0:15.91)	1:44.52 [4] (0:14.95)	1:29.57 [4] (0:15.51)	1:14.06 [4] (0:15.21)	0:58.85 [4] (0:14.85)	0:44.00 [4] (0:14.84)	0:29.16 [4] (0:14.47)	0:14.69 [8] (0:14.69)
Average Speed [km/h]	52.7	51.4	46.7	48.6	48.2	49.6	48.4	50.0	51.2	50.7
Top Speed [km/h]	54.4	54.8	47.2	49.2	48.9	50.5	49.6	50.4	51.7	51.8
Avg. Dist. to Rail [m]	4.7	2.6	2.9	3.8	2.7	3.4	3.5	3.2	3.7	5.7



- [ ] Ranking at each section and finish
- :-:- No data available at this section
- NA No data available

Horse/Jockey Name	Bettor Be Sharp/S E O'Reilly
Finish Rank	9
Fastest Section Time (Section)	0:13.90 (200-0)
Top Speed [km/h] (Section)	53.3 (200-0)
Race State	Finished



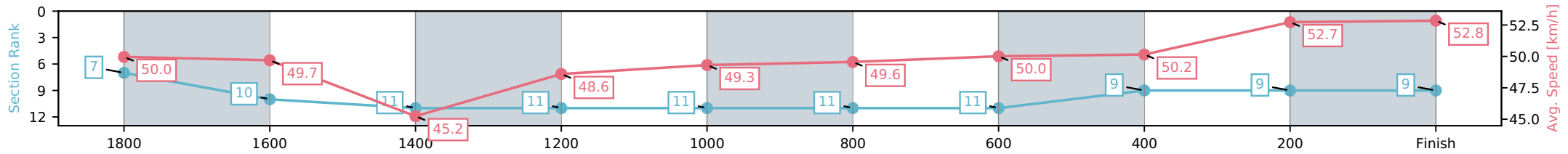
NZ Metropolitan Trotting Club Inc Harness  
 Race 5: STUDHOLME BLOODSTOCK "JOIN OUR WINNING TRADITION" MOB PACE - 1980m



23 January 2026 - 6:57PM

Weather: Fine

Section	L1980	L1800	L1600	L1400	L1200	L1000	L800	L600	L400	L200
Section Times	2:27.72 (0:12.70)	2:15.02 [10] (0:15.94)	1:59.07 [11] (0:16.61)	1:42.46 [11] (0:14.60)	1:27.86 [11] (0:15.43)	1:12.43 [11] (0:14.85)	0:57.58 [11] (0:14.68)	0:42.90 [9] (0:14.79)	0:28.11 [9] (0:14.21)	0:13.90 [9] (0:13.90)
Average Speed [km/h]	50.0	49.7	45.2	48.6	49.3	49.6	50.0	50.2	52.7	52.8
Top Speed [km/h]	51.2	51.3	46.4	50.5	50.4	50.7	50.7	51.1	53.1	53.3
Avg. Dist. to Rail [m]	12.7	6.2	3.9	4.4	2.6	3.2	3.9	3.8	4.9	8.3



- [ ] Ranking at each section and finish
- :-:- No data available at this section
- NA No data available

Horse/Jockey Name	Henry Winkler/S J Ottley
Finish Rank	10
Fastest Section Time (Section)	0:13.78 (200-0)
Top Speed [km/h] (Section)	53.2 (200-0)
Race State	Finished



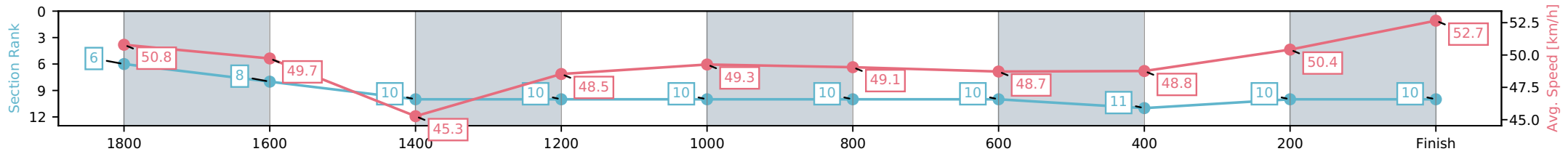
NZ Metropolitan Trotting Club Inc Harness  
 Race 5: STUDHOLME BLOODSTOCK "JOIN OUR WINNING TRADITION" MOB PACE - 1980m



23 January 2026 - 6:57PM

Weather: Fine

Section	L1980	L1800	L1600	L1400	L1200	L1000	L800	L600	L400	L200
Section Times	2:28.30 (0:12.50)	2:15.80 [8] (0:15.86)	1:59.94 [10] (0:16.59)	1:43.35 [10] (0:14.60)	1:28.76 [10] (0:15.40)	1:13.36 [10] (0:15.01)	0:58.35 [10] (0:14.85)	0:43.51 [11] (0:15.28)	0:28.22 [10] (0:14.45)	0:13.78 [10] (0:13.78)
Average Speed [km/h]	50.8	49.7	45.3	48.5	49.3	49.1	48.7	48.8	50.4	52.7
Top Speed [km/h]	51.8	51.7	46.9	50.4	50.4	49.6	49.8	50.0	51.6	53.2
Avg. Dist. to Rail [m]	4.5	4.4	4.0	4.2	2.5	1.5	1.6	1.6	2.8	1.9



- [ ] Ranking at each section and finish
- :-:- No data available at this section
- NA No data available

Horse/Jockey Name	Sweet Willow/W J House
Finish Rank	11
Fastest Section Time (Section)	0:14.51 (1800-1600)
Top Speed [km/h] (Section)	54.7 (1800-1600)
Race State	Finished



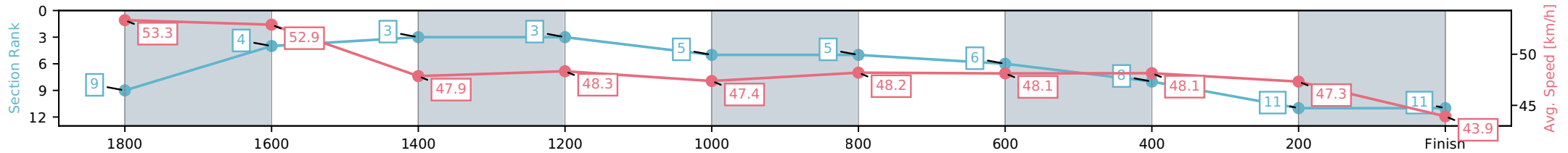
NZ Metropolitan Trotting Club Inc Harness  
 Race 5: STUDHOLME BLOODSTOCK "JOIN OUR WINNING TRADITION" MOB PACE - 1980m



23 January 2026 - 6:57PM

Weather: Fine

Section	L1980	L1800	L1600	L1400	L1200	L1000	L800	L600	L400	L200
Section Times	2:32.39 (0:12.84)	2:19.55 [4] (0:14.51)	2:05.04 [3] (0:15.55)	1:49.48 [3] (0:15.13)	1:34.35 [5] (0:15.66)	1:18.69 [5] (0:15.35)	1:03.34 [6] (0:15.01)	0:48.34 [8] (0:15.51)	0:32.82 [11] (0:15.65)	0:17.18 [11] (0:17.18)
Average Speed [km/h]	53.3	52.9	47.9	48.3	47.4	48.2	48.1	48.1	47.3	43.9
Top Speed [km/h]	54.5	54.7	49.9	48.8	48.0	49.1	48.9	49.0	47.6	46.7
Avg. Dist. to Rail [m]	1.6	0.9	1.2	1.8	1.1	1.7	1.7	1.2	1.2	3.5



- [ ] Ranking at each section and finish
- :-:- No data available at this section
- NA No data available