



# NZ Metropolitan Trotting Club Inc Harness

Race 6: NZB NATIONAL YEARLING SALE 16 & 18 FEB MOBILE TROT - 1980m

23 January 2026 - 7:31PM



Weather: Fine

Field Times	2:32.37	2:20.23	2:04.52	1:48.94	1:33.10	1:16.76	1:00.54	0:44.71
(Race Tempo)	(0:12.14)	(0:15.71)	(0:15.58)	(0:15.84)	(0:16.34)	(0:16.22)	(0:15.83)	(0:15.76)

Rank	TAB#	Horse	Overall Time	First 400m	Top Speed km/h (Section)	L1980	L1800	L1600	L1400	L1200	L1000	L800	L600
	(BAR#)	Driver	Margin (DT-W)	Last 600m	Fastest Section (Time)	Start - 1800	1800 - 1600	1600 - 1400	1400 - 1200	1200 - 1000	1000 - 800	800 - 600	600 - 400
1	8	Love Walked In	2:32.37	0:31.15	54.5 (200-0)	2:32.37	2:18.86 [7]	2:02.79 [8]	1:47.51 [8]	1:31.84 [8]	1:15.50 [8]	0:59.30 [8]	0:43.59 [8]
	(8)	H M Sail		0:43.59	200-0 (0:13.50)	(0:13.52)	(0:16.06)	(0:15.28)	(0:15.67)	(0:16.35)	(0:16.20)	(0:15.71)	(0:15.66)
2	9	Wanna Play A Game	2:32.71	0:31.62	54.5 (200-0)	2:32.71	2:18.83 [9]	2:02.73 [9]	1:47.45 [9]	1:31.87 [9]	1:15.49 [9]	0:59.30 [9]	0:43.60 [9]
	(9)	S J Ottley	1.9L (+7)	0:43.60	200-0 (0:13.40)	(0:13.88)	(0:16.10)	(0:15.28)	(0:15.59)	(0:16.38)	(0:16.18)	(0:15.70)	(0:15.65)
3	3	Jordan Anne	2:32.87	0:29.83	51.8 (1980 - 1800)	2:32.87	2:20.35 [3]	2:04.61 [3]	1:49.09 [2]	1:33.25 [3]	1:16.90 [3]	1:00.69 [3]	0:44.84 [3]
	(3)	M J Williamson	2.7L (-21)	0:44.84	200-0 (0:13.98)	(0:12.52)	(0:15.74)	(0:15.52)	(0:15.84)	(0:16.35)	(0:16.21)	(0:15.85)	(0:15.70)
4	1	Kingaroy	2:32.89	0:30.34	53.1 (200-0)	2:32.89	2:19.93 [5]	2:04.23 [4]	1:48.77 [4]	1:32.93 [5]	1:16.58 [5]	1:00.37 [5]	0:44.53 [5]
	(1)	J R Ford	2.9L (-18)	0:44.53	200-0 (0:13.64)	(0:12.96)	(0:15.70)	(0:15.46)	(0:15.85)	(0:16.35)	(0:16.21)	(0:15.84)	(0:15.68)
5	6	One Mhor For Heather	2:32.95	0:29.63	51.7 (1980 - 1800)	2:32.95	2:20.46 [2]	2:04.89 [2]	1:49.16 [3]	1:33.37 [2]	1:17.03 [2]	1:00.81 [2]	0:45.12 [2]
	(6)	R D Holmes	3.2L (-7)	0:45.12	200-0 (0:14.23)	(0:12.48)	(0:15.58)	(0:15.73)	(0:15.79)	(0:16.34)	(0:16.21)	(0:15.69)	(0:15.75)
6	10	Tu Tangata	2:33.09	0:30.66	53.6 (200-0)	2:33.09	2:19.52 [8]	2:04.03 [6]	1:48.62 [6]	1:32.80 [7]	1:16.45 [7]	1:00.23 [7]	0:44.41 [7]
	(U1)	P C Nairn	4.0L (-15)	0:44.40	200-0 (0:13.63)	(0:13.57)	(0:15.49)	(0:15.41)	(0:15.82)	(0:16.34)	(0:16.22)	(0:15.83)	(0:15.68)
7	5	T K Megastar	2:33.17	0:29.42	53.2 (1980 - 1800)	2:33.17	2:21.03 [1]	2:05.32 [1]	1:49.74 [1]	1:33.90 [1]	1:17.56 [1]	1:01.34 [1]	0:45.51 [1]
	(5)	Craig D Thornley	4.4L (-17)	0:45.51	200-0 (0:14.61)	(0:12.14)	(0:15.71)	(0:15.58)	(0:15.84)	(0:16.34)	(0:16.22)	(0:15.83)	(0:15.76)
8	2	Clovelly Hill	2:33.42	0:30.81	51.8 (200-0)	2:33.42	2:20.26 [6]	2:04.18 [7]	1:48.86 [7]	1:33.22 [6]	1:16.85 [6]	1:00.66 [6]	0:44.95 [6]
	(2)	T M Williams	5.8L (-5)	0:44.96	200-0 (0:14.11)	(0:13.16)	(0:16.08)	(0:15.32)	(0:15.64)	(0:16.37)	(0:16.19)	(0:15.71)	(0:15.71)
9	4	Crown The Moment	2:33.55	0:30.37	51.1 (1980 - 1800)	2:33.55	2:20.68 [4]	2:04.74 [5]	1:49.35 [5]	1:33.64 [4]	1:17.28 [4]	1:01.09 [4]	0:45.41 [4]
	(4)	B T Hope	6.5L (-6)	0:45.41	200-0 (0:14.45)	(0:12.87)	(0:15.94)	(0:15.39)	(0:15.71)	(0:16.36)	(0:16.19)	(0:15.68)	(0:15.75)
10	7	Makaku	3:03.03	0:42.29	45.8 (1400-1200)	3:03.03	2:42.17 [10]	2:22.50 [10]	2:05.39 [10]	1:49.11 [10]	1:29.90 [10]	1:10.27 [10]	0:51.36 [10]
	(7)	G N Thornley	170.3L (+7)	0:51.36	1400-1200 (0:16.28)	(0:20.86)	(0:19.66)	(0:17.12)	(0:16.28)	(0:19.21)	(0:19.64)	(0:18.90)	(0:17.64)

[ ] Position in running at each section and finish  
 TAB# Saddle cloth number  
 -:-:- No data available at this section  
 BAR# Barrier/Gate Position  
 NA No data available  
 DNF Did not finish  
 DNT Did not track  
 DT-W Distance travelled compared to winner in metres

Fastest split  
 Fastest section



NZ Metropolitan Trotting Club Inc Harness  
 Race 6: NZB NATIONAL YEARLING SALE 16 & 18 FEB MOBILE TROT - 1980m  
 23 January 2026 - 7:31PM



Weather: Fine

Field Times                      0:28.95    0:13.81  
 (Race Tempo)                    (0:15.14)   (0:13.81)

Rank	TAB#	Horse	Overall Time	First 400m	Top Speed km/h (Section)	L400	L200						
	(BAR#)	Driver	Margin (DT-W)	Last 600m	Fastest Section (Time)	400 - 200	200 - Finish						
1	8	Love Walked In	2:32.37	0:31.15	54.5 (200-0)	0:27.93 [8]	0:13.50 [3]						
	(8)	H M Sail		0:43.59	200-0 (0:13.50)	(0:14.43)	(0:13.50)						
2	9	Wanna Play A Game	2:32.71	0:31.62	54.5 (200-0)	0:27.95 [9]	0:13.40 [8]						
	(9)	S J Ottley	1.9L (+7)	0:43.60	200-0 (0:13.40)	(0:14.55)	(0:13.40)						
3	3	Jordan Anne	2:32.87	0:29.83	51.8 (1980 - 1800)	0:29.14 [3]	0:13.98 [4]						
	(3)	M J Williamson	2.7L (-21)	0:44.84	200-0 (0:13.98)	(0:15.16)	(0:13.98)						
4	1	Kingaroy	2:32.89	0:30.34	53.1 (200-0)	0:28.85 [5]	0:13.64 [6]						
	(1)	J R Ford	2.9L (-18)	0:44.53	200-0 (0:13.64)	(0:15.21)	(0:13.64)						
5	6	One Mhor For Heather	2:32.95	0:29.63	51.7 (1980 - 1800)	0:29.37 [2]	0:14.23 [2]						
	(6)	R D Holmes	3.2L (-7)	0:45.12	200-0 (0:14.23)	(0:15.14)	(0:14.23)						
6	10	Tu Tangata	2:33.09	0:30.66	53.6 (200-0)	0:28.72 [7]	0:13.63 [9]						
	(U1)	P C Nairn	4.0L (-15)	0:44.40	200-0 (0:13.63)	(0:15.09)	(0:13.63)						
7	5	T K Megastar	2:33.17	0:29.42	53.2 (1980 - 1800)	0:29.75 [1]	0:14.61 [1]						
	(5)	Craig D Thornley	4.4L (-17)	0:45.51	200-0 (0:14.61)	(0:15.14)	(0:14.61)						
8	2	Clovelly Hill	2:33.42	0:30.81	51.8 (200-0)	0:29.24 [6]	0:14.11 [7]						
	(2)	T M Williams	5.8L (-5)	0:44.96	200-0 (0:14.11)	(0:15.14)	(0:14.11)						
9	4	Crown The Moment	2:33.55	0:30.37	51.1 (1980 - 1800)	0:29.66 [4]	0:14.45 [5]						
	(4)	B T Hope	6.5L (-6)	0:45.41	200-0 (0:14.45)	(0:15.21)	(0:14.45)						
10	7	Makaku	3:03.03	0:42.29	45.8 (1400-1200)	0:33.72 [10]	0:16.61 [10]						
	(7)	G N Thornley	170.3L (+7)	0:51.36	1400-1200 (0:16.28)	(0:17.11)	(0:16.61)						

- [ ] Position in running at each section and finish    TAB# Saddle cloth number
- :-:- No data available at this section                    BAR# Barrier/Gate Position
- NA No data available    DNF Did not finish
- DNT Did not track    DT-W Distance travelled compared to winner in metres

- Fastest split
- Fastest section

Horse/Jockey Name	Love Walked In/H M Sail
Finish Rank	1
Fastest Section Time (Section)	0:13.50 (200-0)
Top Speed [km/h] (Section)	54.5 (200-0)
Race State	Finished



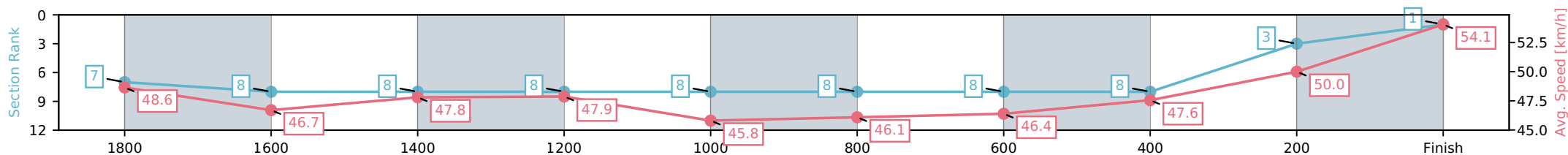
NZ Metropolitan Trotting Club Inc Harness  
 Race 6: NZB NATIONAL YEARLING SALE 16 & 18 FEB  
 MOBILE TROT - 1980m



23 January 2026 - 7:31PM

Weather: Fine

Section	L1980	L1800	L1600	L1400	L1200	L1000	L800	L600	L400	L200
Section Times	2:32.37 (0:13.52)	2:18.86 [8] (0:16.06)	2:02.79 [8] (0:15.28)	1:47.51 [8] (0:15.67)	1:31.84 [8] (0:16.35)	1:15.50 [8] (0:16.20)	0:59.30 [8] (0:15.71)	0:43.59 [8] (0:15.66)	0:27.93 [3] (0:14.43)	0:13.50 [1] (0:13.50)
Average Speed [km/h]	48.6	46.7	47.8	47.9	45.8	46.1	46.4	47.6	50.0	54.1
Top Speed [km/h]	49.5	47.2	49.1	49.2	46.3	46.4	46.9	47.9	53.0	54.5
Avg. Dist. to Rail [m]	8.1	2.9	2.8	4.3	2.9	2.9	3.6	3.3	5.1	6.7



- [ ] Ranking at each section and finish
- :-:- No data available at this section
- NA No data available

Horse/Jockey Name	Wanna Play A Game/S J Ottley
Finish Rank	2
Fastest Section Time (Section)	0:13.40 (200-0)
Top Speed [km/h] (Section)	54.5 (200-0)
Race State	Finished



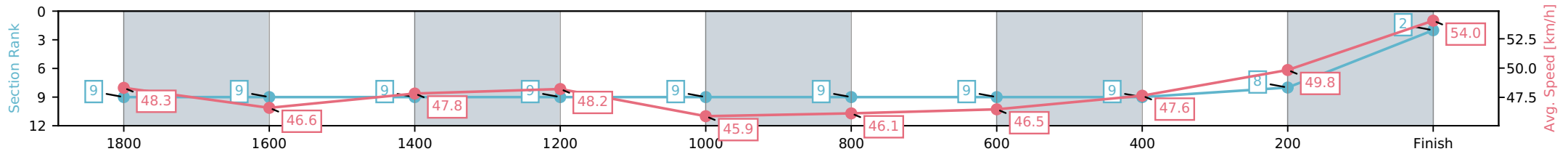
NZ Metropolitan Trotting Club Inc Harness  
 Race 6: NZB NATIONAL YEARLING SALE 16 & 18 FEB  
 MOBILE TROT - 1980m



23 January 2026 - 7:31PM

Weather: Fine

Section	L1980	L1800	L1600	L1400	L1200	L1000	L800	L600	L400	L200
Section Times	2:32.71 (0:13.88)	2:18.83 [9] (0:16.10)	2:02.73 [9] (0:15.28)	1:47.45 [9] (0:15.59)	1:31.87 [9] (0:16.38)	1:15.49 [9] (0:16.18)	0:59.30 [9] (0:15.70)	0:43.60 [9] (0:15.65)	0:27.95 [8] (0:14.55)	0:13.40 [2] (0:13.40)
Average Speed [km/h]	48.3	46.6	47.8	48.2	45.9	46.1	46.5	47.6	49.8	54.0
Top Speed [km/h]	49.8	47.0	49.4	49.5	46.5	46.5	46.9	48.1	52.6	54.5
Avg. Dist. to Rail [m]	9.4	3.2	3.1	4.5	3.0	3.0	3.7	3.6	5.6	8.6



- [ ] Ranking at each section and finish
- :-:- No data available at this section
- NA No data available

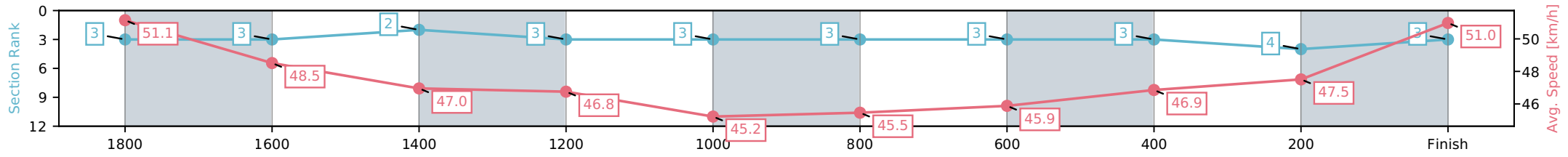
Horse/Jockey Name	Jordan Anne/M J Williamson
Finish Rank	3
Fastest Section Time (Section)	0:13.98 (200-0)
Top Speed [km/h] (Section)	51.8 (1980 - 1800)
Race State	Finished



NZ Metropolitan Trotting Club Inc Harness  
 Race 6: NZB NATIONAL YEARLING SALE 16 & 18 FEB  
 MOBILE TROT - 1980m  
 23 January 2026 - 7:31PM  
 Weather: Fine



Section	L1980	L1800	L1600	L1400	L1200	L1000	L800	L600	L400	L200
Section Times	2:32.87 (0:12.52)	2:20.35 [3] (0:15.74)	2:04.61 [2] (0:15.52)	1:49.09 [3] (0:15.84)	1:33.25 [3] (0:16.35)	1:16.90 [3] (0:16.21)	1:00.69 [3] (0:15.85)	0:44.84 [3] (0:15.70)	0:29.14 [4] (0:15.16)	0:13.98 [3] (0:13.98)
Average Speed [km/h]	51.1	48.5	47.0	46.8	45.2	45.5	45.9	46.9	47.5	51.0
Top Speed [km/h]	51.8	51.5	47.7	47.5	45.9	45.7	46.2	47.1	49.0	51.8
Avg. Dist. to Rail [m]	3.7	1.1	0.9	2.3	1.3	1.2	1.7	1.5	1.2	1.9



[ ] Ranking at each section and finish  
 -:-:- No data available at this section  
 NA No data available

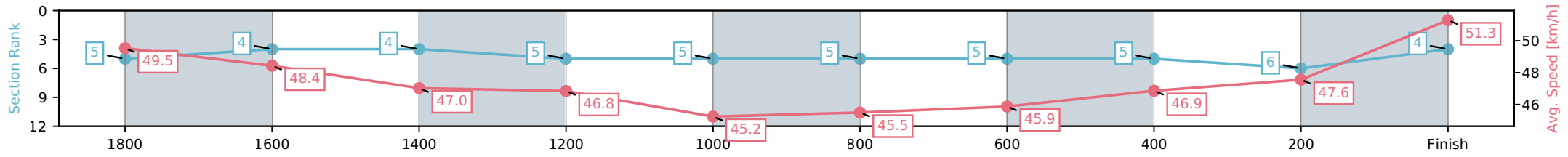
Horse/Jockey Name	Kingaroy/J R Ford
Finish Rank	4
Fastest Section Time (Section)	0:13.64 (200-0)
Top Speed [km/h] (Section)	53.1 (200-0)
Race State	Finished



NZ Metropolitan Trotting Club Inc Harness  
 Race 6: NZB NATIONAL YEARLING SALE 16 & 18 FEB  
 MOBILE TROT - 1980m  
 23 January 2026 - 7:31PM  
 Weather: Fine



Section	L1980	L1800	L1600	L1400	L1200	L1000	L800	L600	L400	L200
Section Times	2:32.89 (0:12.96)	2:19.93 [4] (0:15.70)	2:04.23 [4] (0:15.46)	1:48.77 [5] (0:15.85)	1:32.93 [5] (0:16.35)	1:16.58 [5] (0:16.21)	1:00.37 [5] (0:15.84)	0:44.53 [5] (0:15.68)	0:28.85 [6] (0:15.21)	0:13.64 [4] (0:13.64)
Average Speed [km/h]	49.5	48.4	47.0	46.8	45.2	45.5	45.9	46.9	47.6	51.3
Top Speed [km/h]	50.2	50.2	47.9	47.7	45.8	45.8	46.3	47.2	48.8	53.1
Avg. Dist. to Rail [m]	1.3	1.3	1.1	2.3	1.4	1.3	1.7	1.5	1.3	0.8



[ ] Ranking at each section and finish  
 -:-:- No data available at this section  
 NA No data available

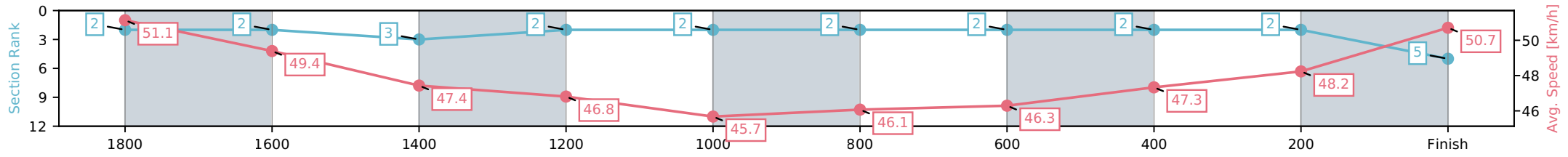
Horse/Jockey Name	One Mhor For Heather/R D Holmes
Finish Rank	5
Fastest Section Time (Section)	0:14.23 (200-0)
Top Speed [km/h] (Section)	51.7 (1980 - 1800)
Race State	Finished



NZ Metropolitan Trotting Club Inc Harness  
 Race 6: NZB NATIONAL YEARLING SALE 16 & 18 FEB  
 MOBILE TROT - 1980m  
 23 January 2026 - 7:31PM  
 Weather: Fine



Section	L1980	L1800	L1600	L1400	L1200	L1000	L800	L600	L400	L200
Section Times	2:32.95 (0:12.48)	2:20.46 [2] (0:15.58)	2:04.89 [3] (0:15.73)	1:49.16 [2] (0:15.79)	1:33.37 [2] (0:16.34)	1:17.03 [2] (0:16.21)	1:00.81 [2] (0:15.69)	0:45.12 [2] (0:15.75)	0:29.37 [2] (0:15.14)	0:14.23 [5] (0:14.23)
Average Speed [km/h]	51.1	49.4	47.4	46.8	45.7	46.1	46.3	47.3	48.2	50.7
Top Speed [km/h]	51.7	51.6	47.7	47.2	46.0	46.3	46.8	47.6	49.4	51.3
Avg. Dist. to Rail [m]	8.0	3.0	2.6	3.9	2.8	2.6	3.3	3.0	2.8	5.2



[ ] Ranking at each section and finish  
 -:-:- No data available at this section  
 NA No data available

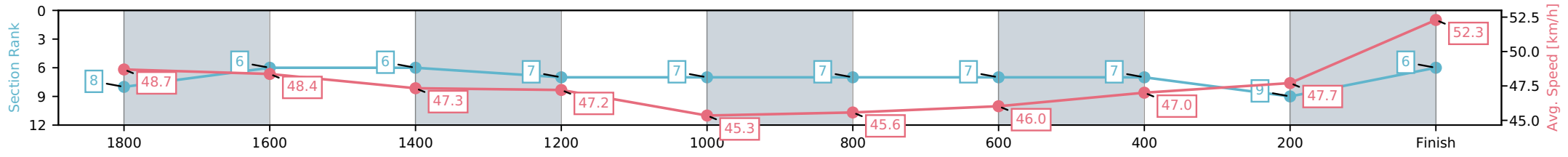
Horse/Jockey Name	Tu Tangata/P C Nairn
Finish Rank	6
Fastest Section Time (Section)	0:13.63 (200-0)
Top Speed [km/h] (Section)	53.6 (200-0)
Race State	Finished



NZ Metropolitan Trotting Club Inc Harness  
 Race 6: NZB NATIONAL YEARLING SALE 16 & 18 FEB  
 MOBILE TROT - 1980m  
 23 January 2026 - 7:31PM  
 Weather: Fine



Section	L1980	L1800	L1600	L1400	L1200	L1000	L800	L600	L400	L200
Section Times	2:33.09 (0:13.57)	2:19.52 [6] (0:15.49)	2:04.03 [6] (0:15.41)	1:48.62 [7] (0:15.82)	1:32.80 [7] (0:16.34)	1:16.45 [7] (0:16.22)	1:00.23 [7] (0:15.83)	0:44.41 [7] (0:15.68)	0:28.72 [9] (0:15.09)	0:13.63 [6] (0:13.63)
Average Speed [km/h]	48.7	48.4	47.3	47.2	45.3	45.6	46.0	47.0	47.7	52.3
Top Speed [km/h]	48.9	49.0	48.2	48.2	46.0	45.9	46.4	47.3	49.2	53.6
Avg. Dist. to Rail [m]	5.0	1.2	1.1	2.5	1.4	1.2	1.8	1.5	1.6	5.3



[ ] Ranking at each section and finish  
 -:-:- No data available at this section  
 NA No data available

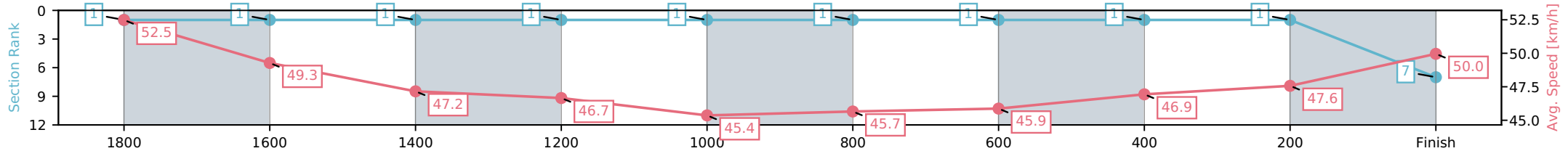
Horse/Jockey Name	T K Megastar/Craig D Thornley
Finish Rank	7
Fastest Section Time (Section)	0:14.61 (200-0)
Top Speed [km/h] (Section)	53.2 (1980 - 1800)
Race State	Finished



NZ Metropolitan Trotting Club Inc Harness  
 Race 6: NZB NATIONAL YEARLING SALE 16 & 18 FEB  
 MOBILE TROT - 1980m  
 23 January 2026 - 7:31PM  
 Weather: Fine



Section	L1980	L1800	L1600	L1400	L1200	L1000	L800	L600	L400	L200
Section Times	2:33.17 (0:12.14)	2:21.03 [1] (0:15.71)	2:05.32 [1] (0:15.58)	1:49.74 [1] (0:15.84)	1:33.90 [1] (0:16.34)	1:17.56 [1] (0:16.22)	1:01.34 [1] (0:15.83)	0:45.51 [1] (0:15.76)	0:29.75 [1] (0:15.14)	0:14.61 [7] (0:14.61)
Average Speed [km/h]	52.5	49.3	47.2	46.7	45.4	45.7	45.9	46.9	47.6	50.0
Top Speed [km/h]	53.2	53.2	47.8	47.2	46.0	45.8	46.3	47.2	49.0	50.4
Avg. Dist. to Rail [m]	6.4	1.7	1.4	2.8	1.6	1.5	2.1	1.7	1.4	3.6



[ ] Ranking at each section and finish  
 -:-:- No data available at this section  
 NA No data available

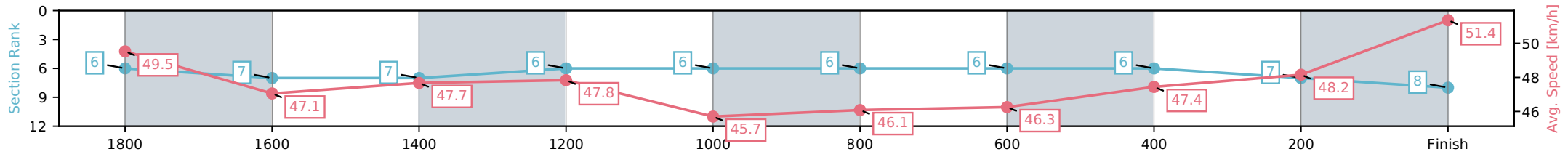
Horse/Jockey Name	Clovelly Hill/T M Williams
Finish Rank	8
Fastest Section Time (Section)	0:14.11 (200-0)
Top Speed [km/h] (Section)	51.8 (200-0)
Race State	Finished



NZ Metropolitan Trotting Club Inc Harness  
 Race 6: NZB NATIONAL YEARLING SALE 16 & 18 FEB  
 MOBILE TROT - 1980m  
 23 January 2026 - 7:31PM  
 Weather: Fine



Section	L1980	L1800	L1600	L1400	L1200	L1000	L800	L600	L400	L200
Section Times	2:33.42 (0:13.16)	2:20.26 [7] (0:16.08)	2:04.18 [7] (0:15.32)	1:48.86 [6] (0:15.64)	1:33.22 [6] (0:16.37)	1:16.85 [6] (0:16.19)	1:00.66 [6] (0:15.71)	0:44.95 [6] (0:15.71)	0:29.24 [7] (0:15.14)	0:14.11 [8] (0:14.11)
Average Speed [km/h]	49.5	47.1	47.7	47.8	45.7	46.1	46.3	47.4	48.2	51.4
Top Speed [km/h]	50.1	48.9	48.9	48.9	46.4	46.3	46.7	47.8	49.9	51.8
Avg. Dist. to Rail [m]	2.8	3.0	2.7	4.3	2.9	2.8	3.6	3.0	4.0	8.2



[ ] Ranking at each section and finish  
 -:-:- No data available at this section  
 NA No data available

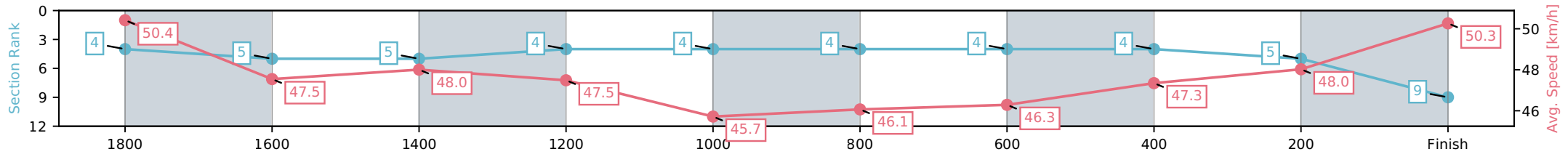
Horse/Jockey Name	Crown The Moment/B T Hope
Finish Rank	9
Fastest Section Time (Section)	0:14.45 (200-0)
Top Speed [km/h] (Section)	51.1 (1980 - 1800)
Race State	Finished



NZ Metropolitan Trotting Club Inc Harness  
 Race 6: NZB NATIONAL YEARLING SALE 16 & 18 FEB  
 MOBILE TROT - 1980m  
 23 January 2026 - 7:31PM  
 Weather: Fine



Section	L1980	L1800	L1600	L1400	L1200	L1000	L800	L600	L400	L200
Section Times	2:33.55 (0:12.87)	2:20.68 [5] (0:15.94)	2:04.74 [5] (0:15.39)	1:49.35 [4] (0:15.71)	1:33.64 [4] (0:16.36)	1:17.28 [4] (0:16.19)	1:01.09 [4] (0:15.68)	0:45.41 [4] (0:15.75)	0:29.66 [5] (0:15.21)	0:14.45 [9] (0:14.45)
Average Speed [km/h]	50.4	47.5	48.0	47.5	45.7	46.1	46.3	47.3	48.0	50.3
Top Speed [km/h]	51.1	49.9	48.8	48.7	46.1	46.3	46.8	47.6	49.3	50.7
Avg. Dist. to Rail [m]	5.5	2.9	2.7	4.0	2.7	2.7	3.3	2.9	3.3	6.6



[ ] Ranking at each section and finish  
 -:-:- No data available at this section  
 NA No data available

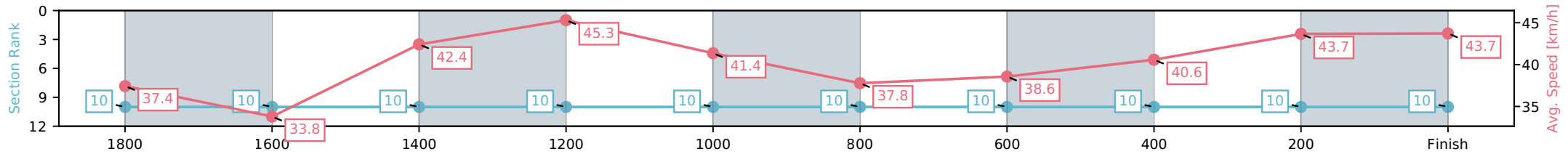
Horse/Jockey Name	Makaku/G N Thornley
Finish Rank	10
Fastest Section Time (Section)	0:16.28 (1400-1200)
Top Speed [km/h] (Section)	45.8 (1400-1200)
Race State	Finished



NZ Metropolitan Trotting Club Inc Harness  
 Race 6: NZB NATIONAL YEARLING SALE 16 & 18 FEB  
 MOBILE TROT - 1980m  
 23 January 2026 - 7:31PM  
 Weather: Fine



Section	L1980	L1800	L1600	L1400	L1200	L1000	L800	L600	L400	L200
Section Times	3:03.03 (0:20.86)	2:42.17 [10] (0:19.66)	2:22.50 [10] (0:17.12)	2:05.39 [10] (0:16.28)	1:49.11 [10] (0:19.21)	1:29.90 [10] (0:19.64)	1:10.27 [10] (0:18.90)	0:51.36 [10] (0:17.64)	0:33.72 [10] (0:17.11)	0:16.61 [10] (0:16.61)
Average Speed [km/h]	37.4	33.8	42.4	45.3	41.4	37.8	38.6	40.6	43.7	43.7
Top Speed [km/h]	43.7	40.5	44.0	45.8	44.5	38.3	39.3	43.2	44.4	44.2
Avg. Dist. to Rail [m]	15.7	5.4	2.6	5.0	3.3	2.8	3.4	2.1	2.2	4.6



[ ] Ranking at each section and finish  
 -:-:- No data available at this section  
 NA No data available