



NZ Metropolitan Trotting Club Inc Harness
 Race 7: MAJESTIC HORSE FLOATS TASMAN EMPRESS SERIES FINAL (MOB PACE) - 1980m
 23 January 2026 - 7:56PM



Weather: Fine

Field Times (Race Tempo) 2:25.83 (0:11.87) 2:13.96 (0:15.28) 1:58.69 (0:15.46) 1:43.23 (0:15.40) 1:27.83 (0:15.55) 1:12.27 (0:15.69) 0:56.59 (0:15.39) 0:41.19 (0:14.60)

Rank	TAB#	Horse	Overall Time	First 400m	Top Speed km/h (Section)	L1980	L1800	L1600	L1400	L1200	L1000	L800	L600
	(BAR#)	Driver	Margin (DT-W)	Last 600m	Fastest Section (Time)	Start - 1800	1800 - 1600	1600 - 1400	1400 - 1200	1200 - 1000	1000 - 800	800 - 600	600 - 400
1	5	Debbie Lincoln	2:25.83	0:28.69	55.9 (200-0)	2:25.83	2:13.96 [1]	1:58.69 [1]	1:43.23 [1]	1:27.83 [1]	1:12.27 [1]	0:56.59 [1]	0:41.19 [1]
	(5)	K A Butt		0:41.19	200-0 (0:13.04)	(0:11.87)	(0:15.28)	(0:15.46)	(0:15.40)	(0:15.55)	(0:15.69)	(0:15.39)	(0:14.60)
2	1	Nothing But You	2:26.06	0:29.01	56.0 (200-0)	2:26.06	2:13.91 [2]	1:58.60 [2]	1:43.15 [2]	1:27.75 [2]	1:12.20 [2]	0:56.51 [2]	0:41.09 [2]
	(1)	M J Williamson	1.3L (-1)	0:41.10	200-0 (0:13.02)	(0:12.15)	(0:15.31)	(0:15.44)	(0:15.40)	(0:15.55)	(0:15.70)	(0:15.41)	(0:14.56)
3	2	Candy Cane	2:26.34	0:29.65	55.4 (200-0)	2:26.34	2:13.57 [3]	1:58.25 [3]	1:42.96 [3]	1:27.65 [3]	1:12.15 [3]	0:56.44 [3]	0:41.18 [3]
	(2)	John R Dunn	2.8L (+9)	0:41.17	200-0 (0:13.37)	(0:12.77)	(0:15.31)	(0:15.29)	(0:15.31)	(0:15.50)	(0:15.71)	(0:15.26)	(0:14.23)
4	4	Queen Of Swords	2:26.81	0:30.32	55.0 (200-0)	2:26.81	2:13.38 [5]	1:58.05 [5]	1:42.75 [5]	1:27.48 [5]	1:11.98 [5]	0:56.24 [5]	0:41.03 [6]
	(4)	G D Smith	5.4L (+10)	0:41.03	200-0 (0:13.40)	(0:13.43)	(0:15.32)	(0:15.31)	(0:15.27)	(0:15.50)	(0:15.74)	(0:15.21)	(0:14.05)
5	3	Zarlini	2:26.84	0:29.86	54.4 (200-0)	2:26.84	2:13.62 [4]	1:58.49 [4]	1:43.24 [4]	1:27.88 [4]	1:12.32 [4]	0:56.55 [4]	0:41.22 [4]
	(3)	B T Hope	5.6L (+2)	0:41.21	200-0 (0:13.48)	(0:13.22)	(0:15.13)	(0:15.25)	(0:15.36)	(0:15.57)	(0:15.77)	(0:15.33)	(0:13.97)
6	6	Misty Blue	2:27.32	0:30.68	54.4 (200-0)	2:27.32	2:13.68 [6]	1:58.21 [6]	1:42.88 [6]	1:27.63 [6]	1:12.11 [6]	0:56.39 [6]	0:41.64 [5]
	(6)	S J Tomlinson	8.3L (+17)	0:41.64	200-0 (0:13.52)	(0:13.64)	(0:15.47)	(0:15.33)	(0:15.25)	(0:15.51)	(0:15.72)	(0:14.76)	(0:14.18)

[] Position in running at each section and finish
 TAB# Saddle cloth number
 -:-:- No data available at this section
 BAR# Barrier/Gate Position
 NA No data available
 DNF Did not finish
 DNT Did not track
 DT-W Distance travelled compared to winner in metres

Fastest split
 Fastest section



NZ Metropolitan Trotting Club Inc Harness
 Race 7: MAJESTIC HORSE FLOATS TASMAN EMPRESS SERIES FINAL (MOB PACE) - 1980m
 23 January 2026 - 7:56PM



Weather: Fine

Field Times 0:26.59 0:13.04
 (Race Tempo) (0:13.55) (0:13.04)

Rank	TAB#	Horse	Overall Time	First 400m	Top Speed km/h (Section)	L400	L200						
	(BAR#)	Driver	Margin (DT-W)	Last 600m	Fastest Section (Time)	400 - 200	200 - Finish						
1	5	Debbie Lincoln	2:25.83	0:28.69	55.9 (200-0)	0:26.59 [1]	0:13.04 [1]						
	(5)	K A Butt		0:41.19	200-0 (0:13.04)	(0:13.55)	(0:13.04)						
2	1	Nothing But You	2:26.06	0:29.01	56.0 (200-0)	0:26.53 [3]	0:13.02 [3]						
	(1)	M J Williamson	1.3L (-1)	0:41.10	200-0 (0:13.02)	(0:13.52)	(0:13.02)						
3	2	Candy Cane	2:26.34	0:29.65	55.4 (200-0)	0:26.95 [2]	0:13.37 [2]						
	(2)	John R Dunn	2.8L (+9)	0:41.17	200-0 (0:13.37)	(0:13.57)	(0:13.37)						
4	4	Queen Of Swords	2:26.81	0:30.32	55.0 (200-0)	0:26.98 [5]	0:13.40 [5]						
	(4)	G D Smith	5.4L (+10)	0:41.03	200-0 (0:13.40)	(0:13.58)	(0:13.40)						
5	3	Zarlina	2:26.84	0:29.86	54.4 (200-0)	0:27.24 [4]	0:13.48 [4]						
	(3)	B T Hope	5.6L (+2)	0:41.21	200-0 (0:13.48)	(0:13.76)	(0:13.48)						
6	6	Misty Blue	2:27.32	0:30.68	54.4 (200-0)	0:27.46 [6]	0:13.52 [6]						
	(6)	S J Tomlinson	8.3L (+17)	0:41.64	200-0 (0:13.52)	(0:13.94)	(0:13.52)						

- [] Position in running at each section and finish TAB# Saddle cloth number
- :--:-- No data available at this section BAR# Barrier/Gate Position
- NA No data available DNF Did not finish
- DNT Did not track DT-W Distance travelled compared to winner in metres

- Fastest split
- Fastest section

Horse/Jockey Name	Debbie Lincoln/K A Butt
Finish Rank	1
Fastest Section Time (Section)	0:13.04 (200-0)
Top Speed [km/h] (Section)	55.9 (200-0)
Race State	Finished



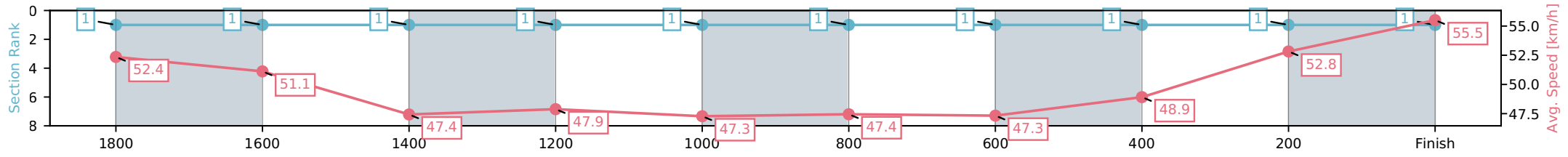
NZ Metropolitan Trotting Club Inc Harness
 Race 7: MAJESTIC HORSE FLOATS TASMAN EMPRESS
 SERIES FINAL (MOB PACE) - 1980m



23 January 2026 - 7:56PM

Weather: Fine

Section	L1980	L1800	L1600	L1400	L1200	L1000	L800	L600	L400	L200
Section Times	2:25.83 (0:11.87)	2:13.96 [1] (0:15.28)	1:58.69 [1] (0:15.46)	1:43.23 [1] (0:15.40)	1:27.83 [1] (0:15.55)	1:12.27 [1] (0:15.69)	0:56.59 [1] (0:15.39)	0:41.19 [1] (0:14.60)	0:26.59 [1] (0:13.55)	0:13.04 [1] (0:13.04)
Average Speed [km/h]	52.4	51.1	47.4	47.9	47.3	47.4	47.3	48.9	52.8	55.5
Top Speed [km/h]	54.5	54.8	47.7	48.1	47.7	48.0	47.8	50.7	54.4	55.9
Avg. Dist. to Rail [m]	6.1	1.1	1.0	3.0	1.2	0.8	0.8	0.9	1.2	4.6



[] Ranking at each section and finish
 -:-:- No data available at this section
 NA No data available

Horse/Jockey Name	Nothing But You/M J Williamson
Finish Rank	2
Fastest Section Time (Section)	0:13.02 (200-0)
Top Speed [km/h] (Section)	56.0 (200-0)
Race State	Finished



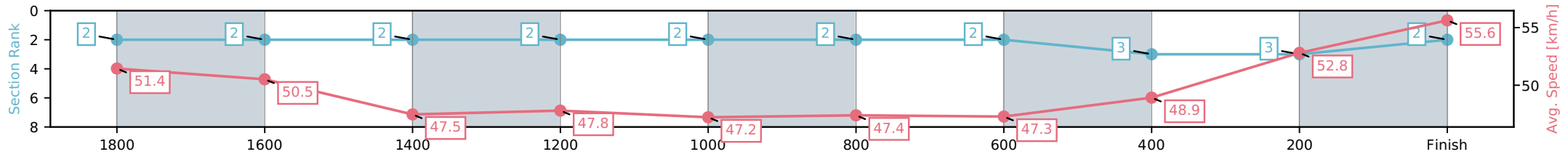
NZ Metropolitan Trotting Club Inc Harness
 Race 7: MAJESTIC HORSE FLOATS TASMAN EMPRESS
 SERIES FINAL (MOB PACE) - 1980m



23 January 2026 - 7:56PM

Weather: Fine

Section	L1980	L1800	L1600	L1400	L1200	L1000	L800	L600	L400	L200
Section Times	2:26.06 (0:12.15)	2:13.91 [2] (0:15.31)	1:58.60 [2] (0:15.44)	1:43.15 [2] (0:15.40)	1:27.75 [2] (0:15.55)	1:12.20 [2] (0:15.70)	0:56.51 [2] (0:15.41)	0:41.09 [3] (0:14.56)	0:26.53 [3] (0:13.52)	0:13.02 [2] (0:13.02)
Average Speed [km/h]	51.4	50.5	47.5	47.8	47.2	47.4	47.3	48.9	52.8	55.6
Top Speed [km/h]	53.5	53.6	47.7	48.0	47.6	48.0	47.8	50.9	54.4	56.0
Avg. Dist. to Rail [m]	2.5	1.2	1.1	3.1	1.2	0.8	1.1	1.0	1.1	3.1



[] Ranking at each section and finish
 -:-:- No data available at this section
 NA No data available

Horse/Jockey Name	Candy Cane/John R Dunn
Finish Rank	3
Fastest Section Time (Section)	0:13.37 (200-0)
Top Speed [km/h] (Section)	55.4 (200-0)
Race State	Finished



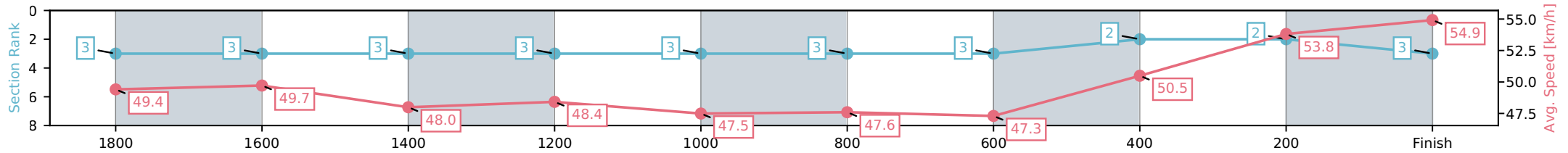
NZ Metropolitan Trotting Club Inc Harness
 Race 7: MAJESTIC HORSE FLOATS TASMAN EMPRESS
 SERIES FINAL (MOB PACE) - 1980m



23 January 2026 - 7:56PM

Weather: Fine

Section	L1980	L1800	L1600	L1400	L1200	L1000	L800	L600	L400	L200
Section Times	2:26.34 (0:12.77)	2:13.57 [3] (0:15.31)	1:58.25 [3] (0:15.29)	1:42.96 [3] (0:15.31)	1:27.65 [3] (0:15.50)	1:12.15 [3] (0:15.71)	0:56.44 [3] (0:15.26)	0:41.18 [2] (0:14.23)	0:26.95 [2] (0:13.57)	0:13.37 [3] (0:13.37)
Average Speed [km/h]	49.4	49.7	48.0	48.4	47.5	47.6	47.3	50.5	53.8	54.9
Top Speed [km/h]	51.1	51.2	48.5	48.7	47.9	48.3	47.8	52.5	54.9	55.4
Avg. Dist. to Rail [m]	4.0	2.3	1.4	3.6	1.5	1.1	1.6	2.6	2.8	6.1



- [] Ranking at each section and finish
- :-:- No data available at this section
- NA No data available

Horse/Jockey Name	Queen Of Swords/G D Smith
Finish Rank	4
Fastest Section Time (Section)	0:13.40 (200-0)
Top Speed [km/h] (Section)	55.0 (200-0)
Race State	Finished



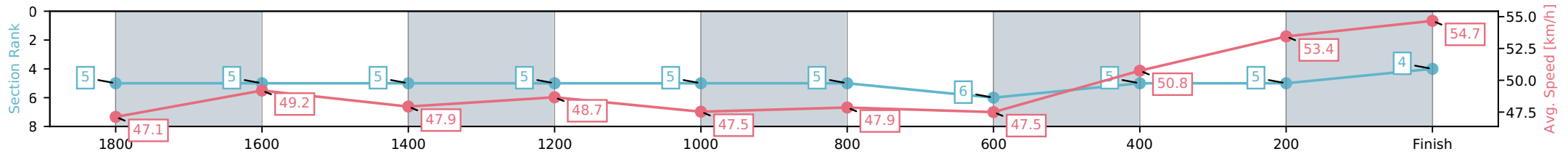
NZ Metropolitan Trotting Club Inc Harness
 Race 7: MAJESTIC HORSE FLOATS TASMAN EMPRESS
 SERIES FINAL (MOB PACE) - 1980m



23 January 2026 - 7:56PM

Weather: Fine

Section	L1980	L1800	L1600	L1400	L1200	L1000	L800	L600	L400	L200
Section Times	2:26.81 (0:13.43)	2:13.38 [5] (0:15.32)	1:58.05 [5] (0:15.31)	1:42.75 [5] (0:15.27)	1:27.48 [5] (0:15.50)	1:11.98 [5] (0:15.74)	0:56.24 [6] (0:15.21)	0:41.03 [5] (0:14.05)	0:26.98 [5] (0:13.58)	0:13.40 [4] (0:13.40)
Average Speed [km/h]	47.1	49.2	47.9	48.7	47.5	47.9	47.5	50.8	53.4	54.7
Top Speed [km/h]	48.6	49.7	48.7	49.1	48.3	48.8	48.2	53.1	54.4	55.0
Avg. Dist. to Rail [m]	6.7	2.5	1.8	3.7	1.9	1.5	2.3	1.7	1.9	6.7



- [] Ranking at each section and finish
- :-:- No data available at this section
- NA No data available

Horse/Jockey Name	Zarlini/B T Hope
Finish Rank	5
Fastest Section Time (Section)	0:13.48 (200-0)
Top Speed [km/h] (Section)	54.4 (200-0)
Race State	Finished



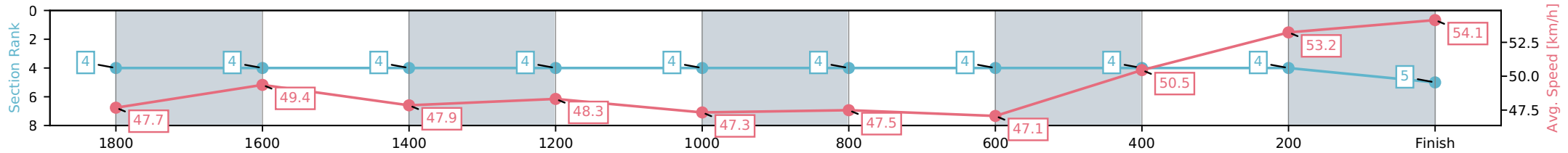
NZ Metropolitan Trotting Club Inc Harness
 Race 7: MAJESTIC HORSE FLOATS TASMAN EMPRESS
 SERIES FINAL (MOB PACE) - 1980m



23 January 2026 - 7:56PM

Weather: Fine

Section	L1980	L1800	L1600	L1400	L1200	L1000	L800	L600	L400	L200
Section Times	2:26.84 (0:13.22)	2:13.62 [4] (0:15.13)	1:58.49 [4] (0:15.25)	1:43.24 [4] (0:15.36)	1:27.88 [4] (0:15.57)	1:12.32 [4] (0:15.77)	0:56.55 [4] (0:15.33)	0:41.22 [4] (0:13.97)	0:27.24 [4] (0:13.76)	0:13.48 [5] (0:13.48)
Average Speed [km/h]	47.7	49.4	47.9	48.3	47.3	47.5	47.1	50.5	53.2	54.1
Top Speed [km/h]	49.6	50.0	48.3	48.7	47.8	48.2	47.6	52.6	53.7	54.4
Avg. Dist. to Rail [m]	4.3	0.8	1.0	3.8	1.7	1.0	0.5	0.5	2.4	7.8



- [] Ranking at each section and finish
- :-:- No data available at this section
- NA No data available

Horse/Jockey Name	Misty Blue/S J Tomlinson
Finish Rank	6
Fastest Section Time (Section)	0:13.52 (200-0)
Top Speed [km/h] (Section)	54.4 (200-0)
Race State	Finished



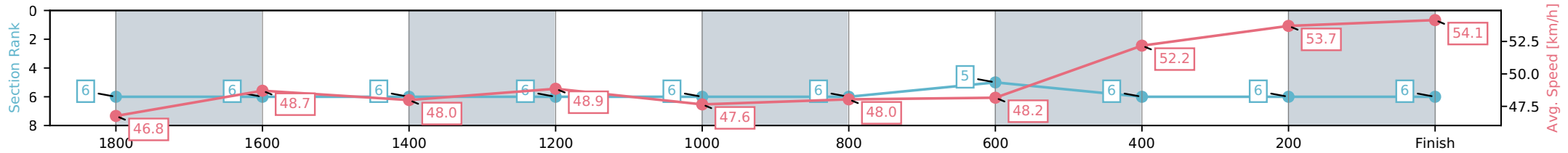
NZ Metropolitan Trotting Club Inc Harness
 Race 7: MAJESTIC HORSE FLOATS TASMAN EMPRESS
 SERIES FINAL (MOB PACE) - 1980m



23 January 2026 - 7:56PM

Weather: Fine

Section	L1980	L1800	L1600	L1400	L1200	L1000	L800	L600	L400	L200
Section Times	2:27.32 (0:13.64)	2:13.68 [6] (0:15.47)	1:58.21 [6] (0:15.33)	1:42.88 [6] (0:15.25)	1:27.63 [6] (0:15.51)	1:12.11 [6] (0:15.72)	0:56.39 [5] (0:14.76)	0:41.64 [6] (0:14.18)	0:27.46 [6] (0:13.94)	0:13.52 [6] (0:13.52)
Average Speed [km/h]	46.8	48.7	48.0	48.9	47.6	48.0	48.2	52.2	53.7	54.1
Top Speed [km/h]	47.7	49.1	48.8	49.4	48.5	49.1	49.9	53.3	54.0	54.4
Avg. Dist. to Rail [m]	9.0	3.3	1.9	3.9	2.2	1.7	3.3	4.3	4.2	5.9



- [] Ranking at each section and finish
- :-:- No data available at this section
- NA No data available