



NZ Metropolitan Trotting Club Inc Harness
 Race 8: BUY A WOODLANDS STAR 16 FEB 2026 HANDICAP TROT - 2000m
 23 January 2026 - 8:22PM



Weather: Fine

Field Times (Race Tempo) 2:28.27 (0:12.20) 2:16.07 (0:13.98) 2:02.09 (0:14.46) 1:47.63 (0:15.00) 1:32.63 (0:16.03) 1:16.60 (0:16.27) 1:00.34 (0:16.54) 0:43.80 (0:15.31)

Rank	TAB#	Horse	Overall Time	First 400m	Top Speed km/h (Section)	L2000	L1800	L1600	L1400	L1200	L1000	L800	L600
	(BAR#)	Driver	Margin (DT-W)	Last 600m	Fastest Section (Time)	Start - 1800	1800 - 1600	1600 - 1400	1400 - 1200	1200 - 1000	1000 - 800	800 - 600	600 - 400
1	4	Roydon Muscle	2:28.27	0:26.42	53.5 (1800-1600)	2:28.27	2:15.97 [2]	2:01.85 [2]	1:47.32 [2]	1:32.32 [2]	1:16.26 [2]	0:59.99 [2]	0:43.47 [2]
	(4)	R J Butt		0:43.46	2000 - 1800 (0:12.30)	(0:12.30)	(0:14.12)	(0:14.53)	(0:15.00)	(0:16.06)	(0:16.27)	(0:16.52)	(0:14.97)
2	1	Vertigo	2:30.08	0:29.14	51.2 (1200-1000)	2:30.08	2:16.23 [5]	2:00.94 [4]	1:45.95 [4]	1:31.52 [4]	1:16.57 [4]	1:00.94 [4]	0:44.90 [4]
	(1)	L D McCormick	10.1L (+2)	0:44.90	2000 - 1800 (0:13.85)	(0:13.85)	(0:15.29)	(0:14.99)	(0:14.42)	(0:14.96)	(0:15.63)	(0:16.04)	(0:15.35)
3	3	Sunny Louis	2:30.24	0:28.67	51.2 (200-0)	2:30.24	2:17.06 [3]	2:01.57 [3]	1:46.44 [3]	1:32.00 [3]	1:17.07 [3]	1:01.46 [3]	0:45.08 [3]
	(3)	John R Dunn	11.0L (+3)	0:45.07	2000 - 1800 (0:13.18)	(0:13.18)	(0:15.49)	(0:15.13)	(0:14.44)	(0:14.93)	(0:15.62)	(0:16.38)	(0:16.12)
4	8	Paris Prince	2:30.93	0:30.47	51.6 (400-200)	2:30.93	2:16.10 [7]	2:00.46 [6]	1:45.72 [6]	1:31.41 [6]	1:16.49 [6]	1:01.04 [6]	0:45.10 [7]
	(1)	S J Thornley	14.8L (+20)	0:45.11	1400-1200 (0:14.32)	(0:14.83)	(0:15.64)	(0:14.73)	(0:14.32)	(0:14.91)	(0:15.46)	(0:15.93)	(0:16.06)
5	9	Dream Of You	2:31.77	0:30.84	51.6 (1400-1200)	2:31.77	2:16.51 [8]	2:00.93 [7]	1:46.11 [7]	1:31.84 [7]	1:16.84 [7]	1:01.32 [7]	0:46.26 [6]
	(U1)	Craig D Thornley	19.4L (+28)	0:46.26	1400-1200 (0:14.26)	(0:15.26)	(0:15.58)	(0:14.82)	(0:14.26)	(0:15.01)	(0:15.51)	(0:15.06)	(0:16.06)
6	2	Dreams Pat	2:35.06	0:29.82	51.1 (1200-1000)	2:35.06	2:20.79 [6]	2:05.24 [5]	1:50.49 [5]	1:36.10 [5]	1:21.19 [5]	1:05.58 [5]	0:49.56 [5]
	(2)	R D Holmes	37.8L (+16)	0:49.57	2000 - 1800 (0:14.27)	(0:14.27)	(0:15.55)	(0:14.75)	(0:14.39)	(0:14.91)	(0:15.61)	(0:16.02)	(0:16.46)
7	6	Mavis Jones	2:37.12	0:32.83	49.8 (1400-1200)	2:37.12	2:19.63 [9]	2:04.29 [8]	1:48.40 [8]	1:33.57 [8]	1:17.86 [8]	1:01.69 [8]	0:46.38 [8]
	(6)	B T Hope	49.2L (+3)	0:46.37	1400-1200 (0:14.83)	(0:17.49)	(0:15.34)	(0:15.89)	(0:14.83)	(0:15.72)	(0:16.17)	(0:15.31)	(0:15.67)
8	7	Brother Love	2:37.46	0:26.18	54.3 (1800-1600)	2:37.46	2:25.26 [1]	2:11.28 [1]	1:56.82 [1]	1:41.82 [1]	1:25.79 [1]	1:09.53 [1]	0:52.99 [1]
	(7)	G D Smith	51.1L (-3)	0:52.99	2000 - 1800 (0:12.20)	(0:12.20)	(0:13.98)	(0:14.46)	(0:15.00)	(0:16.03)	(0:16.26)	(0:16.54)	(0:17.12)
9	5	Ready Set Jet	2:59.27	0:37.27	48.3 (1800-1600)	2:59.27	2:45.72 [4]	2:22.00 [9]	2:03.16 [9]	1:46.58 [9]	1:29.66 [9]	1:11.90 [9]	0:54.40 [9]
	(5)	S W Hill	172.2L (+19)	0:54.39	2000 - 1800 (0:13.55)	(0:13.55)	(0:23.72)	(0:18.84)	(0:16.58)	(0:16.93)	(0:17.75)	(0:17.51)	(0:18.11)

[] Position in running at each section and finish
 TAB# Saddle cloth number
 -:-:- No data available at this section
 BAR# Barrier/Gate Position
 NA No data available
 DNF Did not finish
 DNT Did not track
 DT-W Distance travelled compared to winner in metres

Fastest split
 Fastest section



NZ Metropolitan Trotting Club Inc Harness

Race 8: BUY A WOODLANDS STAR 16 FEB 2026 HANDICAP TROT - 2000m

23 January 2026 - 8:22PM

Weather: Fine



Field Times 0:28.49 0:14.17
(Race Tempo) (0:14.32) (0:14.17)

Rank	TAB#	Horse	Overall Time	First 400m	Top Speed km/h (Section)	L400	L200						
	(BAR#)	Driver	Margin (DT-W)	Last 600m	Fastest Section (Time)	400 - 200	200 - Finish						
1	4	Roydon Muscle	2:28.27	0:26.42	53.5 (1800-1600)	0:28.49 [1]	0:14.17 [1]						
	(4)	R J Butt		0:43.46	2000 - 1800 (0:12.30)	(0:14.32)	(0:14.17)						
2	1	Vertigo	2:30.08	0:29.14	51.2 (1200-1000)	0:29.55 [2]	0:14.71 [2]						
	(1)	L D McCormick	10.1L (+2)	0:44.90	2000 - 1800 (0:13.85)	(0:14.84)	(0:14.71)						
3	3	Sunny Louis	2:30.24	0:28.67	51.2 (200-0)	0:28.95 [3]	0:14.47 [3]						
	(3)	John R Dunn	11.0L (+3)	0:45.07	2000 - 1800 (0:13.18)	(0:14.48)	(0:14.47)						
4	8	Paris Prince	2:30.93	0:30.47	51.6 (400-200)	0:29.05 [6]	0:14.45 [4]						
	(1)	S J Thornley	14.8L (+20)	0:45.11	1400-1200 (0:14.32)	(0:14.60)	(0:14.45)						
5	9	Dream Of You	2:31.77	0:30.84	51.6 (1400-1200)	0:30.20 [4]	0:14.95 [5]						
	(U1)	Craig D Thornley	19.4L (+28)	0:46.26	1400-1200 (0:14.26)	(0:15.25)	(0:14.95)						
6	2	Dreams Pat	2:35.06	0:29.82	51.1 (1200-1000)	0:33.11 [7]	0:16.95 [6]						
	(2)	R D Holmes	37.8L (+16)	0:49.57	2000 - 1800 (0:14.27)	(0:16.16)	(0:16.95)						
7	6	Mavis Jones	2:37.12	0:32.83	49.8 (1400-1200)	0:30.71 [8]	0:15.22 [8]						
	(6)	B T Hope	49.2L (+3)	0:46.37	1400-1200 (0:14.83)	(0:15.48)	(0:15.22)						
8	7	Brother Love	2:37.46	0:26.18	54.3 (1800-1600)	0:35.87 [5]	0:17.99 [7]						
	(7)	G D Smith	51.1L (-3)	0:52.99	2000 - 1800 (0:12.20)	(0:17.88)	(0:17.99)						
9	5	Ready Set Jet	2:59.27	0:37.27	48.3 (1800-1600)	0:36.28 [9]	0:18.11 [9]						
	(5)	S W Hill	172.2L (+19)	0:54.39	2000 - 1800 (0:13.55)	(0:18.17)	(0:18.11)						

[] Position in running at each section and finish
 TAB# Saddle cloth number
 -:--:-- No data available at this section
 BAR# Barrier/Gate Position
 NA No data available
 DNF Did not finish
 DNT Did not track
 DT-W Distance travelled compared to winner in metres

Fastest split
 Fastest section

Horse/Jockey Name	Roydon Muscle/R J Butt
Finish Rank	1
Fastest Section Time (Section)	0:12.30 (2000 - 1800)
Top Speed [km/h] (Section)	53.5 (1800-1600)
Race State	Finished



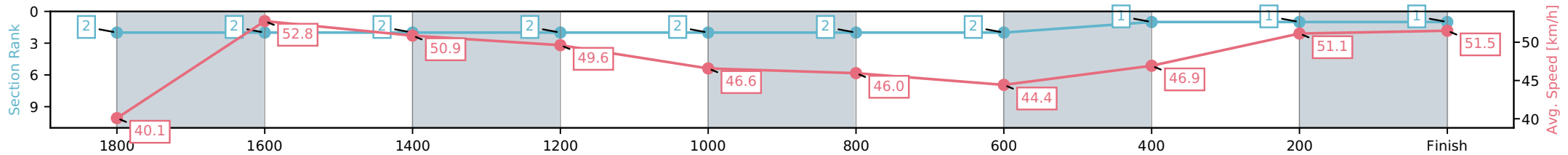
NZ Metropolitan Trotting Club Inc Harness
 Race 8: BUY A WOODLANDS STAR 16 FEB 2026 HANDICAP
 TROT - 2000m



23 January 2026 - 8:22PM

Weather: Fine

Section	L2000	L1800	L1600	L1400	L1200	L1000	L800	L600	L400	L200
Section Times	2:28.27 (0:12.30)	2:15.97 [2] (0:14.12)	2:01.85 [2] (0:14.53)	1:47.32 [2] (0:15.00)	1:32.32 [2] (0:16.06)	1:16.26 [2] (0:16.27)	0:59.99 [2] (0:16.52)	0:43.47 [1] (0:14.97)	0:28.49 [1] (0:14.32)	0:14.17 [1] (0:14.17)
Average Speed [km/h]	40.1	52.8	50.9	49.6	46.6	46.0	44.4	46.9	51.1	51.5
Top Speed [km/h]	51.2	53.5	51.5	50.3	48.5	46.5	44.5	50.4	51.4	51.7
Avg. Dist. to Rail [m]	6.2	1.1	0.8	1.9	0.8	0.8	0.8	1.8	1.4	3.4



- [] Ranking at each section and finish
- :-:- No data available at this section
- NA No data available

Horse/Jockey Name	Vertigo/L D McCormick
Finish Rank	2
Fastest Section Time (Section)	0:13.85 (2000 - 1800)
Top Speed [km/h] (Section)	51.2 (1200-1000)
Race State	Finished



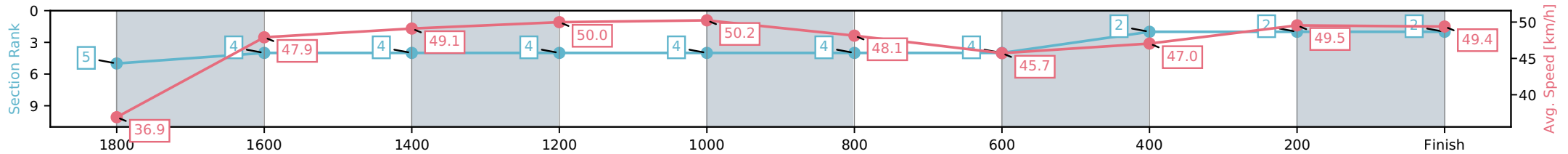
NZ Metropolitan Trotting Club Inc Harness
 Race 8: BUY A WOODLANDS STAR 16 FEB 2026 HANDICAP
 TROT - 2000m



23 January 2026 - 8:22PM

Weather: Fine

Section	L2000	L1800	L1600	L1400	L1200	L1000	L800	L600	L400	L200
Section Times	2:30.08 (0:13.85)	2:16.23 [4] (0:15.29)	2:00.94 [4] (0:14.99)	1:45.95 [4] (0:14.42)	1:31.52 [4] (0:14.96)	1:16.57 [4] (0:15.63)	1:00.94 [4] (0:16.04)	0:44.90 [2] (0:15.35)	0:29.55 [2] (0:14.84)	0:14.71 [2] (0:14.71)
Average Speed [km/h]	36.9	47.9	49.1	50.0	50.2	48.1	45.7	47.0	49.5	49.4
Top Speed [km/h]	47.7	48.9	49.2	51.1	51.2	49.2	46.6	49.0	49.7	49.5
Avg. Dist. to Rail [m]	2.4	1.7	1.3	3.4	1.4	1.1	2.1	1.9	1.2	3.4



- [] Ranking at each section and finish
- :-:- No data available at this section
- NA No data available

Horse/Jockey Name	Sunny Louis/John R Dunn
Finish Rank	3
Fastest Section Time (Section)	0:13.18 (2000 - 1800)
Top Speed [km/h] (Section)	51.2 (200-0)
Race State	Finished



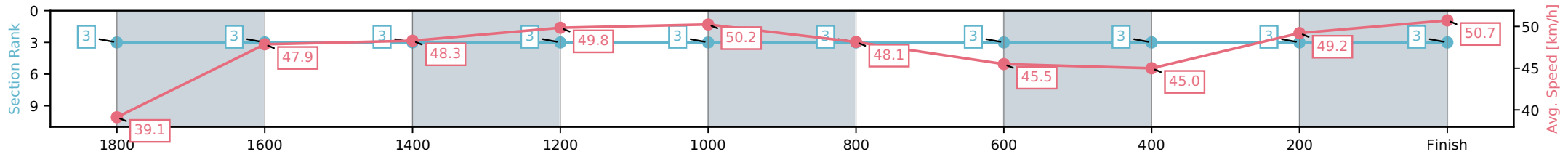
NZ Metropolitan Trotting Club Inc Harness
 Race 8: BUY A WOODLANDS STAR 16 FEB 2026 HANDICAP
 TROT - 2000m



23 January 2026 - 8:22PM

Weather: Fine

Section	L2000	L1800	L1600	L1400	L1200	L1000	L800	L600	L400	L200
Section Times	2:30.24 (0:13.18)	2:17.06 [3] (0:15.49)	2:01.57 [3] (0:15.13)	1:46.44 [3] (0:14.44)	1:32.00 [3] (0:14.93)	1:17.07 [3] (0:15.62)	1:01.46 [3] (0:16.38)	0:45.08 [3] (0:16.12)	0:28.95 [3] (0:14.48)	0:14.47 [3] (0:14.47)
Average Speed [km/h]	39.1	47.9	48.3	49.8	50.2	48.1	45.5	45.0	49.2	50.7
Top Speed [km/h]	48.0	48.4	48.9	50.9	51.0	49.2	46.6	45.9	51.1	51.2
Avg. Dist. to Rail [m]	3.8	1.7	1.4	3.3	1.3	1.1	1.2	1.4	1.4	1.7



[] Ranking at each section and finish
 -:-:- No data available at this section
 NA No data available

Horse/Jockey Name	Paris Prince/S J Thornley
Finish Rank	4
Fastest Section Time (Section)	0:14.32 (1400-1200)
Top Speed [km/h] (Section)	51.6 (400-200)
Race State	Finished



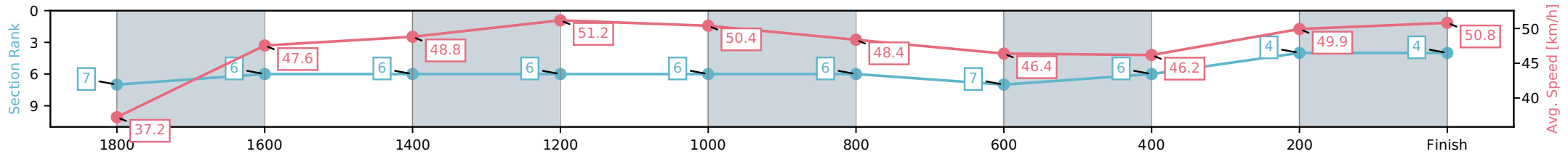
NZ Metropolitan Trotting Club Inc Harness
 Race 8: BUY A WOODLANDS STAR 16 FEB 2026 HANDICAP
 TROT - 2000m



23 January 2026 - 8:22PM

Weather: Fine

Section	L2000	L1800	L1600	L1400	L1200	L1000	L800	L600	L400	L200
Section Times	2:30.93 (0:14.83)	2:16.10 [6] (0:15.64)	2:00.46 [6] (0:14.73)	1:45.72 [6] (0:14.32)	1:31.41 [6] (0:14.91)	1:16.49 [6] (0:15.46)	1:01.04 [7] (0:15.93)	0:45.10 [6] (0:16.06)	0:29.05 [4] (0:14.60)	0:14.45 [4] (0:14.45)
Average Speed [km/h]	37.2	47.6	48.8	51.2	50.4	48.4	46.4	46.2	49.9	50.8
Top Speed [km/h]	47.4	48.1	50.3	51.5	50.9	49.2	47.2	46.9	51.6	51.6
Avg. Dist. to Rail [m]	4.7	2.3	1.1	3.4	1.7	1.2	2.8	3.1	3.6	4.0



- [] Ranking at each section and finish
- :-:- No data available at this section
- NA No data available

Horse/Jockey Name	Dream Of You/Craig D Thornley
Finish Rank	5
Fastest Section Time (Section)	0:14.26 (1400-1200)
Top Speed [km/h] (Section)	51.6 (1400-1200)
Race State	Finished



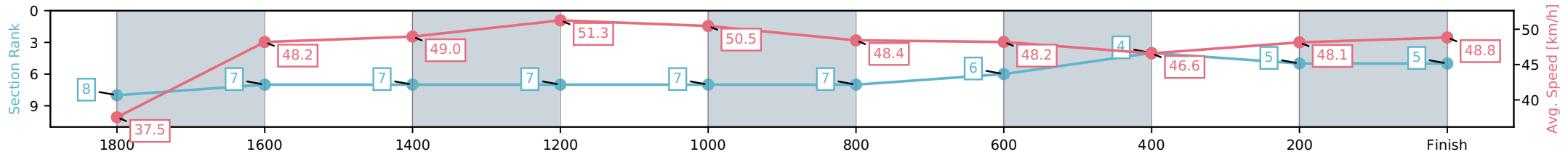
NZ Metropolitan Trotting Club Inc Harness
 Race 8: BUY A WOODLANDS STAR 16 FEB 2026 HANDICAP
 TROT - 2000m



23 January 2026 - 8:22PM

Weather: Fine

Section	L2000	L1800	L1600	L1400	L1200	L1000	L800	L600	L400	L200
Section Times	2:31.77 (0:15.26)	2:16.51 [7] (0:15.58)	2:00.93 [7] (0:14.82)	1:46.11 [7] (0:14.26)	1:31.84 [7] (0:15.01)	1:16.84 [7] (0:15.51)	1:01.32 [6] (0:15.06)	0:46.26 [4] (0:16.06)	0:30.20 [5] (0:15.25)	0:14.95 [5] (0:14.95)
Average Speed [km/h]	37.5	48.2	49.0	51.3	50.5	48.4	48.2	46.6	48.1	48.8
Top Speed [km/h]	48.2	49.0	50.3	51.6	51.2	49.2	49.1	48.7	48.8	49.2
Avg. Dist. to Rail [m]	11.0	3.2	1.6	3.8	2.2	1.4	1.2	2.1	1.9	1.6



[] Ranking at each section and finish
 -:-:- No data available at this section
 NA No data available

Horse/Jockey Name	Dreams Pat/R D Holmes
Finish Rank	6
Fastest Section Time (Section)	0:14.27 (2000 - 1800)
Top Speed [km/h] (Section)	51.1 (1200-1000)
Race State	Finished



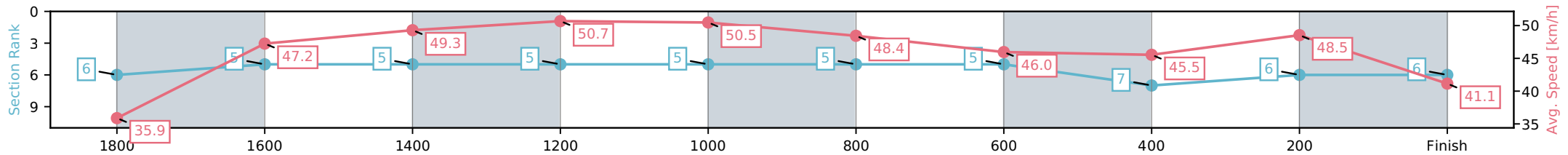
NZ Metropolitan Trotting Club Inc Harness
 Race 8: BUY A WOODLANDS STAR 16 FEB 2026 HANDICAP
 TROT - 2000m



23 January 2026 - 8:22PM

Weather: Fine

Section	L2000	L1800	L1600	L1400	L1200	L1000	L800	L600	L400	L200
Section Times	2:35.06 (0:14.27)	2:20.79 [5] (0:15.55)	2:05.24 [5] (0:14.75)	1:50.49 [5] (0:14.39)	1:36.10 [5] (0:14.91)	1:21.19 [5] (0:15.61)	1:05.58 [5] (0:16.02)	0:49.56 [7] (0:16.46)	0:33.11 [6] (0:16.16)	0:16.95 [6] (0:16.95)
Average Speed [km/h]	35.9	47.2	49.3	50.7	50.5	48.4	46.0	45.5	48.5	41.1
Top Speed [km/h]	46.9	48.3	50.5	51.0	51.1	49.4	46.8	46.1	51.0	44.6
Avg. Dist. to Rail [m]	4.4	2.7	1.9	4.0	2.0	1.7	2.9	4.1	4.8	6.0



- [] Ranking at each section and finish
- :-:- No data available at this section
- NA No data available

Horse/Jockey Name	Mavis Jones/B T Hope
Finish Rank	7
Fastest Section Time (Section)	0:14.83 (1400-1200)
Top Speed [km/h] (Section)	49.8 (1400-1200)
Race State	Finished



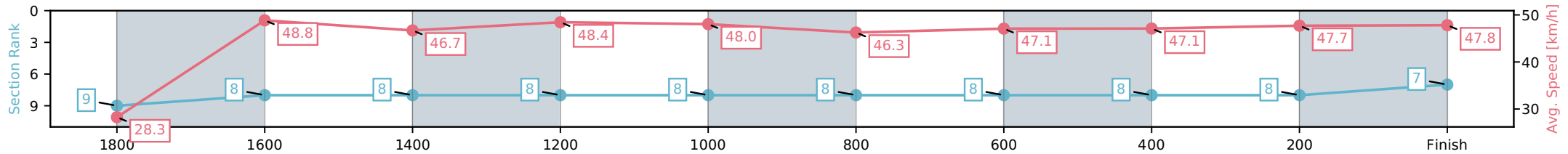
NZ Metropolitan Trotting Club Inc Harness
 Race 8: BUY A WOODLANDS STAR 16 FEB 2026 HANDICAP
 TROT - 2000m



23 January 2026 - 8:22PM

Weather: Fine

Section	L2000	L1800	L1600	L1400	L1200	L1000	L800	L600	L400	L200
Section Times	2:37.12 (0:17.49)	2:19.63 [8] (0:15.34)	2:04.29 [8] (0:15.89)	1:48.40 [8] (0:14.83)	1:33.57 [8] (0:15.72)	1:17.86 [8] (0:16.17)	1:01.69 [8] (0:15.31)	0:46.38 [8] (0:15.67)	0:30.71 [8] (0:15.48)	0:15.22 [7] (0:15.22)
Average Speed [km/h]	28.3	48.8	46.7	48.4	48.0	46.3	47.1	47.1	47.7	47.8
Top Speed [km/h]	45.0	49.7	47.7	49.8	49.5	46.8	48.3	47.8	48.0	48.5
Avg. Dist. to Rail [m]	11.3	3.4	1.8	2.3	1.2	1.4	2.2	1.7	1.3	2.2



- [] Ranking at each section and finish
- :-:- No data available at this section
- NA No data available

Horse/Jockey Name	Brother Love/G D Smith
Finish Rank	8
Fastest Section Time (Section)	0:12.20 (2000 - 1800)
Top Speed [km/h] (Section)	54.3 (1800-1600)
Race State	Finished



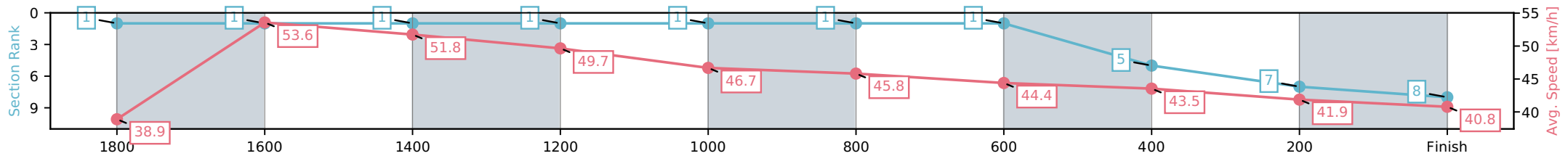
NZ Metropolitan Trotting Club Inc Harness
 Race 8: BUY A WOODLANDS STAR 16 FEB 2026 HANDICAP
 TROT - 2000m



23 January 2026 - 8:22PM

Weather: Fine

Section	L2000	L1800	L1600	L1400	L1200	L1000	L800	L600	L400	L200
Section Times	2:37.46 (0:12.20)	2:25.26 [1] (0:13.98)	2:11.28 [1] (0:14.46)	1:56.82 [1] (0:15.00)	1:41.82 [1] (0:16.03)	1:25.79 [1] (0:16.26)	1:09.53 [1] (0:16.54)	0:52.99 [5] (0:17.12)	0:35.87 [7] (0:17.88)	0:17.99 [8] (0:17.99)
Average Speed [km/h]	38.9	53.6	51.8	49.7	46.7	45.8	44.4	43.5	41.9	40.8
Top Speed [km/h]	51.4	54.3	52.6	50.7	48.5	46.4	44.5	44.3	42.9	41.3
Avg. Dist. to Rail [m]	8.8	2.1	1.2	2.0	0.8	0.6	0.7	0.7	1.1	1.8



- [] Ranking at each section and finish
- :-:- No data available at this section
- NA No data available

Horse/Jockey Name	Ready Set Jet/S W Hill
Finish Rank	9
Fastest Section Time (Section)	0:13.55 (2000 - 1800)
Top Speed [km/h] (Section)	48.3 (1800-1600)
Race State	Finished



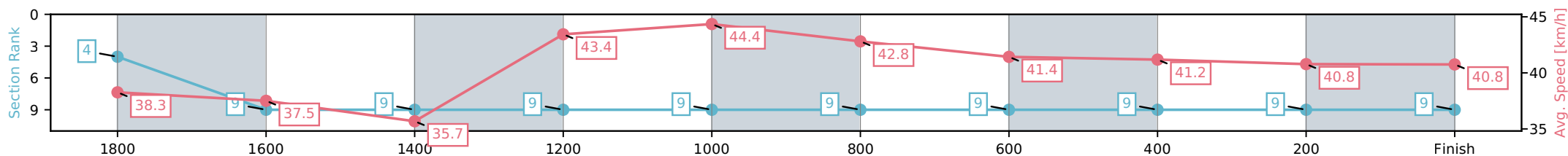
NZ Metropolitan Trotting Club Inc Harness
 Race 8: BUY A WOODLANDS STAR 16 FEB 2026 HANDICAP
 TROT - 2000m



23 January 2026 - 8:22PM

Weather: Fine

Section	L2000	L1800	L1600	L1400	L1200	L1000	L800	L600	L400	L200
Section Times	2:59.27 (0:13.55)	2:45.72 [9] (0:23.72)	2:22.00 [9] (0:18.84)	2:03.16 [9] (0:16.58)	1:46.58 [9] (0:16.93)	1:29.66 [9] (0:17.75)	1:11.90 [9] (0:17.51)	0:54.40 [9] (0:18.11)	0:36.28 [9] (0:18.17)	0:18.11 [9] (0:18.11)
Average Speed [km/h]	38.3	37.5	35.7	43.4	44.4	42.8	41.4	41.2	40.8	40.8
Top Speed [km/h]	48.0	48.3	41.4	44.5	44.6	43.6	42.1	42.1	41.1	41.3
Avg. Dist. to Rail [m]	6.8	8.2	1.7	4.1	1.9	2.0	2.6	1.2	1.5	3.2



- [] Ranking at each section and finish
- :-:- No data available at this section
- NA No data available