



NZ Metropolitan Trotting Club Inc Harness
 Race 10: GOLD BAND TAXIS MOBILE PACE - 1980m
 23 January 2026 - 9:25PM



Weather: Fine

Field Times (Race Tempo) 2:26.96 (0:11.91) 2:15.04 (0:15.30) 1:59.75 (0:15.83) 1:43.92 (0:14.94) 1:28.98 (0:15.62) 1:13.36 (0:15.58) 0:57.78 (0:14.84) 0:42.94 (0:15.12)

Rank	TAB#	Horse	Overall Time	First 400m	Top Speed km/h (Section)	L1980	L1800	L1600	L1400	L1200	L1000	L800	L600
	(BAR#)	Driver	Margin (DT-W)	Last 600m	Fastest Section (Time)	Start - 1800	1800 - 1600	1600 - 1400	1400 - 1200	1200 - 1000	1000 - 800	800 - 600	600 - 400
1	5	Cee Whata Mickee	2:26.96	0:28.96	55.8 (200-0)	2:26.96	2:14.69 [3]	1:59.75 [1]	1:43.86 [2]	1:28.63 [2]	1:13.01 [2]	0:57.42 [2]	0:42.59 [3]
	(5)	S J Thornley		0:42.58	200-0 (0:13.08)	(0:12.27)	(0:14.94)	(0:15.89)	(0:15.22)	(0:15.63)	(0:15.58)	(0:14.84)	(0:15.07)
2	6	Prophet	2:27.10	0:29.14	54.7 (1980 - 1800)	2:27.10	2:15.18 [1]	1:59.88 [2]	1:44.06 [1]	1:29.12 [1]	1:13.50 [1]	0:57.92 [1]	0:43.08 [1]
	(6)	R J Butt	0.8L (-6)	0:43.08	200-0 (0:13.49)	(0:11.92)	(0:15.31)	(0:15.82)	(0:14.94)	(0:15.62)	(0:15.58)	(0:14.84)	(0:15.12)
3	1	Captain Lawless	2:27.81	0:29.44	54.4 (1800-1600)	2:27.81	2:15.86 [2]	2:00.28 [3]	1:44.28 [3]	1:29.18 [3]	1:13.57 [4]	0:57.99 [4]	0:43.15 [6]
	(1)	O G Thornley	3.9L (-6)	0:43.15	200-0 (0:13.60)	(0:11.95)	(0:15.59)	(0:16.00)	(0:15.10)	(0:15.61)	(0:15.58)	(0:14.84)	(0:15.07)
4	4	Dancing N Heaven	2:28.10	0:29.70	52.4 (1800-1600)	2:28.10	2:15.39 [5]	2:00.16 [5]	1:44.22 [4]	1:29.26 [4]	1:14.00 [3]	0:58.50 [3]	0:43.82 [2]
	(4)	J C Morrison	1.6L (+10)	0:43.82	200-0 (0:14.24)	(0:12.71)	(0:15.22)	(0:15.95)	(0:14.96)	(0:15.25)	(0:15.50)	(0:14.68)	(0:15.06)
5	7	Harry's Girl	2:29.41	0:30.18	51.0 (1980 - 1800)	2:29.41	2:16.65 [6]	2:01.09 [6]	1:45.16 [6]	1:30.17 [6]	1:14.99 [5]	0:59.46 [5]	0:44.78 [5]
	(7)	S E O'Reilly	7.3L (+13)	0:44.78	200-0 (0:14.64)	(0:12.76)	(0:15.56)	(0:15.93)	(0:15.00)	(0:15.17)	(0:15.54)	(0:14.68)	(0:15.12)
6	8	Ifyoucouldcwhatic	2:29.55	0:30.22	51.1 (800-600)	2:29.55	2:16.05 [7]	2:00.91 [7]	1:44.98 [7]	1:29.93 [7]	1:14.82 [7]	0:59.51 [6]	0:45.02 [4]
	(U1)	P J Davis	0.8L (+22)	0:45.03	200-0 (0:14.42)	(0:13.50)	(0:15.14)	(0:15.93)	(0:15.05)	(0:15.11)	(0:15.32)	(0:14.48)	(0:15.65)
7	3	Delightingold	2:36.02	0:29.73	52.5 (1800-1600)	2:36.02	2:23.55 [4]	2:08.09 [4]	1:52.06 [5]	1:37.02 [5]	1:21.44 [6]	1:05.82 [7]	0:50.85 [7]
	(3)	Craig D Thornley	35.9L (-1)	0:50.85	800-600 (0:14.96)	(0:12.47)	(0:15.46)	(0:16.03)	(0:15.05)	(0:15.58)	(0:15.62)	(0:14.96)	(0:16.15)
8	2	Sweet Espresso	2:38.95	0:35.40	50.3 (1800-1600)	2:38.95	2:20.32 [8]	2:05.12 [8]	1:49.57 [8]	1:34.62 [8]	1:18.84 [8]	1:02.90 [8]	0:46.99 [8]
	(2)	S J Tomlinson	16.2L (+41)	0:46.99	1400-1200 (0:14.96)	(0:18.63)	(0:15.20)	(0:15.54)	(0:14.96)	(0:15.78)	(0:15.94)	(0:15.90)	(0:16.20)

- [] Position in running at each section and finish TAB# Saddle cloth number
- :--:-- No data available at this section BAR# Barrier/Gate Position
- NA No data available DNF Did not finish
- DNT Did not track DT-W Distance travelled compared to winner in metres

- Fastest split
- Fastest section



NZ Metropolitan Trotting Club Inc Harness
 Race 10: GOLD BAND TAXIS MOBILE PACE - 1980m
 23 January 2026 - 9:25PM



Weather: Fine

Field Times 0:27.82 0:13.35
 (Race Tempo) (0:14.47) (0:13.35)

Rank	TAB#	Horse	Overall Time	First 400m	Top Speed km/h (Section)	L400	L200						
	(BAR#)	Driver	Margin (DT-W)	Last 600m	Fastest Section (Time)	400 - 200	200 - Finish						
1	5	Cee Whata Mickee	2:26.96	0:28.96	55.8 (200-0)	0:27.52 [3]	0:13.08 [3]						
	(5)	S J Thornley		0:42.58	200-0 (0:13.08)	(0:14.43)	(0:13.08)						
2	6	Prophet	2:27.10	0:29.14	54.7 (1980 - 1800)	0:27.96 [1]	0:13.49 [1]						
	(6)	R J Butt	0.8L (-6)	0:43.08	200-0 (0:13.49)	(0:14.47)	(0:13.49)						
3	1	Captain Lawless	2:27.81	0:29.44	54.4 (1800-1600)	0:28.08 [4]	0:13.60 [4]						
	(1)	O G Thornley	3.9L (-6)	0:43.15	200-0 (0:13.60)	(0:14.48)	(0:13.60)						
4	4	Dancing N Heaven	2:28.10	0:29.70	52.4 (1800-1600)	0:28.76 [2]	0:14.24 [2]						
	(4)	J C Morrison	1.6L (+10)	0:43.82	200-0 (0:14.24)	(0:14.52)	(0:14.24)						
5	7	Harry's Girl	2:29.41	0:30.18	51.0 (1980 - 1800)	0:29.66 [5]	0:14.64 [5]						
	(7)	S E O'Reilly	7.3L (+13)	0:44.78	200-0 (0:14.64)	(0:15.02)	(0:14.64)						
6	8	Ifyoucouldcwhatic	2:29.55	0:30.22	51.1 (800-600)	0:29.37 [6]	0:14.42 [6]						
	(U1)	P J Davis	0.8L (+22)	0:45.03	200-0 (0:14.42)	(0:14.96)	(0:14.42)						
7	3	Delightingold	2:36.02	0:29.73	52.5 (1800-1600)	0:34.70 [7]	0:17.21 [7]						
	(3)	Craig D Thornley	35.9L (-1)	0:50.85	800-600 (0:14.96)	(0:17.49)	(0:17.21)						
8	2	Sweet Espresso	2:38.95	0:35.40	50.3 (1800-1600)	0:30.79 [8]	0:15.05 [8]						
	(2)	S J Tomlinson	16.2L (+41)	0:46.99	1400-1200 (0:14.96)	(0:15.74)	(0:15.05)						

- [] Position in running at each section and finish TAB# Saddle cloth number
- :-:- No data available at this section BAR# Barrier/Gate Position
- NA No data available DNF Did not finish
- DNT Did not track DT-W Distance travelled compared to winner in metres

- Fastest split
- Fastest section

Horse/Jockey Name	Cee Whata Mickee/S J Thornley
Finish Rank	1
Fastest Section Time (Section)	0:13.08 (200-0)
Top Speed [km/h] (Section)	55.8 (200-0)
Race State	Finished



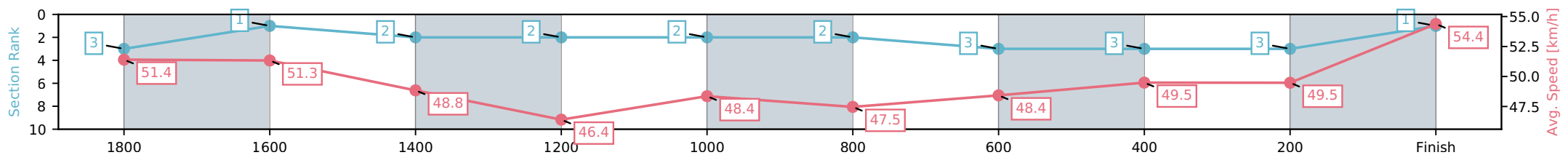
NZ Metropolitan Trotting Club Inc Harness
 Race 10: GOLD BAND TAXIS MOBILE PACE - 1980m



23 January 2026 - 9:25PM

Weather: Fine

Section	L1980	L1800	L1600	L1400	L1200	L1000	L800	L600	L400	L200
Section Times	2:26.96 (0:12.27)	2:14.69 [1] (0:14.94)	1:59.75 [2] (0:15.89)	1:43.86 [2] (0:15.22)	1:28.63 [2] (0:15.63)	1:13.01 [2] (0:15.58)	0:57.42 [3] (0:14.84)	0:42.59 [3] (0:15.07)	0:27.52 [3] (0:14.43)	0:13.08 [1] (0:13.08)
Average Speed [km/h]	51.4	51.3	48.8	46.4	48.4	47.5	48.4	49.5	49.5	54.4
Top Speed [km/h]	53.0	53.1	50.3	49.1	49.4	47.9	49.8	50.0	51.1	55.8
Avg. Dist. to Rail [m]	6.9	3.2	1.7	2.5	1.2	1.1	1.0	0.9	0.8	1.4



- [] Ranking at each section and finish
- :-:- No data available at this section
- NA No data available

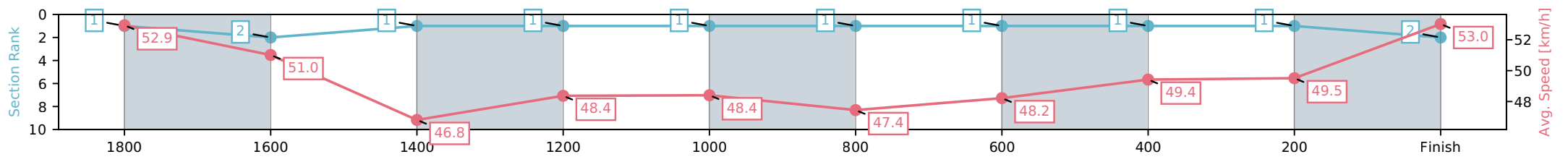
Horse/Jockey Name	Prophet/R J Butt
Finish Rank	2
Fastest Section Time (Section)	0:13.49 (200-0)
Top Speed [km/h] (Section)	54.7 (1980 - 1800)
Race State	Finished



NZ Metropolitan Trotting Club Inc Harness
 Race 10: GOLD BAND TAXIS MOBILE PACE - 1980m
 23 January 2026 - 9:25PM
 Weather: Fine



Section	L1980	L1800	L1600	L1400	L1200	L1000	L800	L600	L400	L200
Section Times	2:27.10 (0:11.92)	2:15.18 [2] (0:15.31)	1:59.88 [1] (0:15.82)	1:44.06 [1] (0:14.94)	1:29.12 [1] (0:15.62)	1:13.50 [1] (0:15.58)	0:57.92 [1] (0:14.84)	0:43.08 [1] (0:15.12)	0:27.96 [1] (0:14.47)	0:13.49 [2] (0:13.49)
Average Speed [km/h]	52.9	51.0	46.8	48.4	48.4	47.4	48.2	49.4	49.5	53.0
Top Speed [km/h]	54.7	54.6	47.6	49.3	49.4	48.0	49.8	50.0	51.1	53.8
Avg. Dist. to Rail [m]	7.4	1.8	1.6	3.1	0.9	0.8	1.0	0.9	1.1	2.9



[] Ranking at each section and finish
 -:-:- No data available at this section
 NA No data available

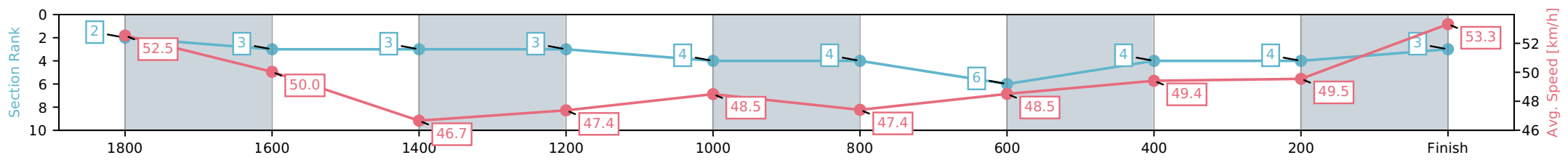
Horse/Jockey Name	Captain Lawless/O G Thornley
Finish Rank	3
Fastest Section Time (Section)	0:13.60 (200-0)
Top Speed [km/h] (Section)	54.4 (1800-1600)
Race State	Finished



NZ Metropolitan Trotting Club Inc Harness
 Race 10: GOLD BAND TAXIS MOBILE PACE - 1980m
 23 January 2026 - 9:25PM
 Weather: Fine



Section	L1980	L1800	L1600	L1400	L1200	L1000	L800	L600	L400	L200
Section Times	2:27.81 (0:11.95)	2:15.86 [3] (0:15.59)	2:00.28 [3] (0:16.00)	1:44.28 [3] (0:15.10)	1:29.18 [4] (0:15.61)	1:13.57 [4] (0:15.58)	0:57.99 [6] (0:14.84)	0:43.15 [4] (0:15.07)	0:28.08 [4] (0:14.48)	0:13.60 [3] (0:13.60)
Average Speed [km/h]	52.5	50.0	46.7	47.4	48.5	47.4	48.5	49.4	49.5	53.3
Top Speed [km/h]	54.4	54.4	47.1	49.4	49.6	47.8	49.8	49.8	51.4	53.9
Avg. Dist. to Rail [m]	2.4	1.2	1.6	2.4	1.2	1.1	1.1	0.9	2.3	6.8



[] Ranking at each section and finish
 -:-:- No data available at this section
 NA No data available

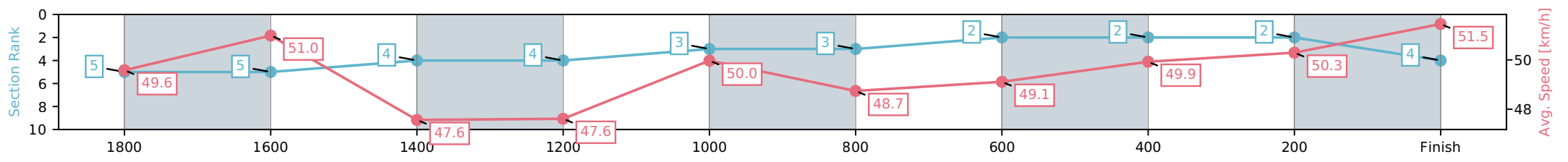
Horse/Jockey Name	Dancing N Heaven/J C Morrison
Finish Rank	4
Fastest Section Time (Section)	0:14.24 (200-0)
Top Speed [km/h] (Section)	52.4 (1800-1600)
Race State	Finished



NZ Metropolitan Trotting Club Inc Harness
 Race 10: GOLD BAND TAXIS MOBILE PACE - 1980m
 23 January 2026 - 9:25PM
 Weather: Fine



Section	L1980	L1800	L1600	L1400	L1200	L1000	L800	L600	L400	L200
Section Times	2:28.10 (0:12.71)	2:15.39 [5] (0:15.22)	2:00.16 [4] (0:15.95)	1:44.22 [4] (0:14.96)	1:29.26 [3] (0:15.25)	1:14.00 [3] (0:15.50)	0:58.50 [2] (0:14.68)	0:43.82 [2] (0:15.06)	0:28.76 [2] (0:14.52)	0:14.24 [4] (0:14.24)
Average Speed [km/h]	49.6	51.0	47.6	47.6	50.0	48.7	49.1	49.9	50.3	51.5
Top Speed [km/h]	51.4	52.4	48.5	49.6	50.5	49.3	50.3	50.4	51.2	51.8
Avg. Dist. to Rail [m]	6.2	3.4	3.3	4.4	3.0	2.7	2.5	2.3	2.5	4.5



[] Ranking at each section and finish
 -:-:- No data available at this section
 NA No data available

Horse/Jockey Name	Harry's Girl/S E O'Reilly
Finish Rank	5
Fastest Section Time (Section)	0:14.64 (200-0)
Top Speed [km/h] (Section)	51.0 (1980 - 1800)
Race State	Finished



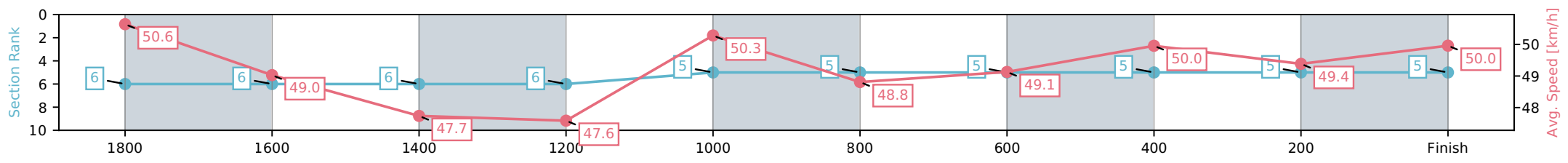
NZ Metropolitan Trotting Club Inc Harness
 Race 10: GOLD BAND TAXIS MOBILE PACE - 1980m



23 January 2026 - 9:25PM

Weather: Fine

Section	L1980	L1800	L1600	L1400	L1200	L1000	L800	L600	L400	L200
Section Times	2:29.41 (0:12.76)	2:16.65 [6] (0:15.56)	2:01.09 [6] (0:15.93)	1:45.16 [6] (0:15.00)	1:30.17 [5] (0:15.17)	1:14.99 [5] (0:15.54)	0:59.46 [5] (0:14.68)	0:44.78 [5] (0:15.12)	0:29.66 [5] (0:15.02)	0:14.64 [5] (0:14.64)
Average Speed [km/h]	50.6	49.0	47.7	47.6	50.3	48.8	49.1	50.0	49.4	50.0
Top Speed [km/h]	51.0	50.9	48.4	49.4	50.8	49.6	50.2	50.4	49.7	50.3
Avg. Dist. to Rail [m]	10.1	3.8	3.3	4.7	3.0	2.9	2.9	2.6	3.5	6.5



[] Ranking at each section and finish
 -:-:- No data available at this section
 NA No data available

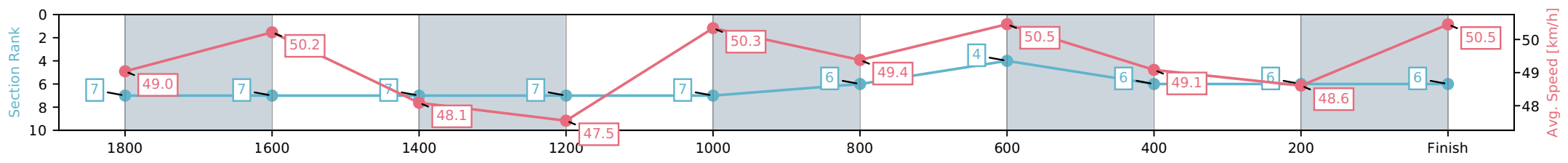
Horse/Jockey Name	Ifyoucouldwhatic/P J Davis
Finish Rank	6
Fastest Section Time (Section)	0:14.42 (200-0)
Top Speed [km/h] (Section)	51.1 (800-600)
Race State	Finished



NZ Metropolitan Trotting Club Inc Harness
 Race 10: GOLD BAND TAXIS MOBILE PACE - 1980m
 23 January 2026 - 9:25PM
 Weather: Fine



Section	L1980	L1800	L1600	L1400	L1200	L1000	L800	L600	L400	L200
Section Times	2:29.55 (0:13.50)	2:16.05 [7] (0:15.14)	2:00.91 [7] (0:15.93)	1:44.98 [7] (0:15.05)	1:29.93 [7] (0:15.11)	1:14.82 [6] (0:15.32)	0:59.51 [4] (0:14.48)	0:45.02 [6] (0:15.65)	0:29.37 [6] (0:14.96)	0:14.42 [6] (0:14.42)
Average Speed [km/h]	49.0	50.2	48.1	47.5	50.3	49.4	50.5	49.1	48.6	50.5
Top Speed [km/h]	49.7	50.6	49.4	48.9	51.0	49.7	51.1	50.5	49.6	50.9
Avg. Dist. to Rail [m]	7.5	3.9	3.6	5.2	3.4	3.8	4.8	3.8	1.6	2.5



[] Ranking at each section and finish
 -:-:- No data available at this section
 NA No data available

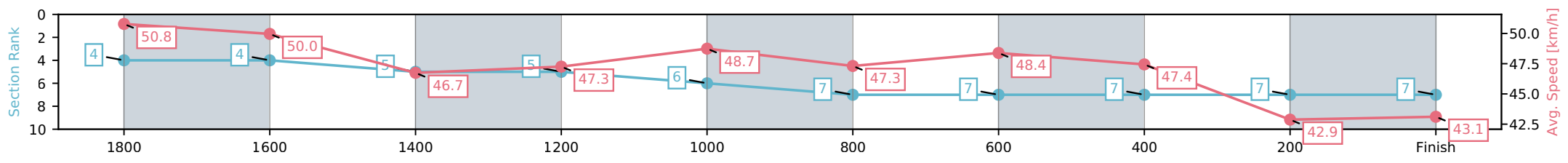
Horse/Jockey Name	Delightingold/Craig D Thornley
Finish Rank	7
Fastest Section Time (Section)	0:14.96 (800-600)
Top Speed [km/h] (Section)	52.5 (1800-1600)
Race State	Finished



NZ Metropolitan Trotting Club Inc Harness
 Race 10: GOLD BAND TAXIS MOBILE PACE - 1980m
 23 January 2026 - 9:25PM
 Weather: Fine



Section	L1980	L1800	L1600	L1400	L1200	L1000	L800	L600	L400	L200
Section Times	2:36.02 (0:12.47)	2:23.55 [4] (0:15.46)	2:08.09 [5] (0:16.03)	1:52.06 [5] (0:15.05)	1:37.02 [6] (0:15.58)	1:21.44 [7] (0:15.62)	1:05.82 [7] (0:14.96)	0:50.85 [7] (0:16.15)	0:34.70 [7] (0:17.49)	0:17.21 [7] (0:17.21)
Average Speed [km/h]	50.8	50.0	46.7	47.3	48.7	47.3	48.4	47.4	42.9	43.1
Top Speed [km/h]	52.2	52.5	47.2	49.4	49.7	47.4	49.1	49.1	44.9	43.9
Avg. Dist. to Rail [m]	4.7	1.4	1.6	2.6	1.3	1.2	1.8	1.3	2.1	3.9



- [] Ranking at each section and finish
- :-:- No data available at this section
- NA No data available

Horse/Jockey Name	Sweet Espresso/S J Tomlinson
Finish Rank	8
Fastest Section Time (Section)	0:14.96 (1400-1200)
Top Speed [km/h] (Section)	50.3 (1800-1600)
Race State	Finished



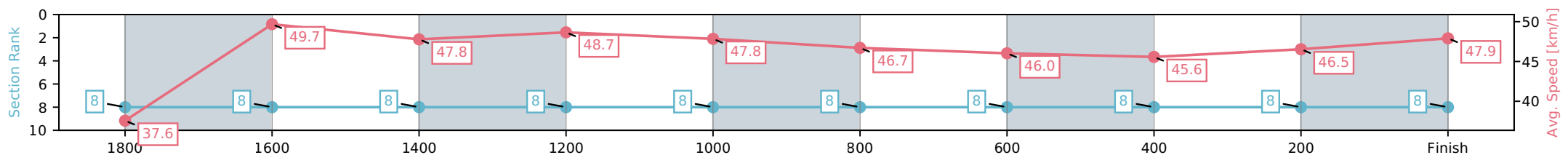
NZ Metropolitan Trotting Club Inc Harness
 Race 10: GOLD BAND TAXIS MOBILE PACE - 1980m



23 January 2026 - 9:25PM

Weather: Fine

Section	L1980	L1800	L1600	L1400	L1200	L1000	L800	L600	L400	L200
Section Times	2:38.95 (0:18.63)	2:20.32 [8] (0:15.20)	2:05.12 [8] (0:15.54)	1:49.57 [8] (0:14.96)	1:34.62 [8] (0:15.78)	1:18.84 [8] (0:15.94)	1:02.90 [8] (0:15.90)	0:46.99 [8] (0:16.20)	0:30.79 [8] (0:15.74)	0:15.05 [8] (0:15.05)
Average Speed [km/h]	37.6	49.7	47.8	48.7	47.8	46.7	46.0	45.6	46.5	47.9
Top Speed [km/h]	48.9	50.3	48.4	49.1	49.1	47.3	46.4	46.1	46.9	48.3
Avg. Dist. to Rail [m]	9.4	2.4	1.7	3.0	1.0	1.0	2.9	1.4	1.6	5.8



[] Ranking at each section and finish
 -:-:- No data available at this section
 NA No data available