



NZ Metropolitan Trotting Club Inc Harness

Race 2: PETER LAGAN ST'BREDS FOR YOUR YEARLING SALES NEEDS MOB PACE - 1980m

30 January 2026 - 5:29PM



Weather: Fine

Field Times	2:27.63	2:16.61	2:02.92	1:46.75	1:30.67	1:14.06	0:58.70	0:44.23
(Race Tempo)	(0:11.02)	(0:13.69)	(0:16.18)	(0:16.07)	(0:16.61)	(0:15.36)	(0:14.47)	(0:14.61)

Rank	TAB#	Horse	Overall Time	First 400m	Top Speed km/h (Section)	L1980	L1800	L1600	L1400	L1200	L1000	L800	L600
	(BAR#)	Driver	Margin (DT-W)	Last 600m	Fastest Section (Time)	Start - 1800	1800 - 1600	1600 - 1400	1400 - 1200	1200 - 1000	1000 - 800	800 - 600	600 - 400
1	4	Volare	2:27.63	0:28.89	52.9 (1980 - 1800)	2:27.63	2:15.39 [8]	2:00.67 [9]	1:44.74 [9]	1:29.99 [3]	1:14.04 [2]	0:58.70 [1]	0:44.23 [1]
	(4)	B N Orange		0:44.23	800-600 (0:14.47)	(0:12.24)	(0:14.72)	(0:15.93)	(0:14.75)	(0:15.95)	(0:15.34)	(0:14.47)	(0:14.61)
2	9	Miss Woodville	2:27.76	0:28.15	55.5 (1980 - 1800)	2:27.76	2:16.20 [4]	2:01.60 [5]	1:45.58 [6]	1:29.72 [7]	1:13.49 [6]	0:58.34 [4]	0:44.00 [4]
	(9)	W J House	0.7L (+8)	0:44.00	800-600 (0:14.35)	(0:11.56)	(0:14.61)	(0:16.01)	(0:15.86)	(0:16.23)	(0:15.15)	(0:14.35)	(0:14.59)
3	6	Elegant Delight	2:27.85	0:27.02	57.8 (1980 - 1800)	2:27.85	2:16.75 [2]	2:02.81 [2]	1:46.60 [2]	1:30.54 [2]	1:13.96 [3]	0:58.29 [5]	0:43.85 [5]
	(6)	D J White	1.2L (-12)	0:43.85	1800-1600 (0:13.94)	(0:11.10)	(0:13.94)	(0:16.21)	(0:16.06)	(0:16.58)	(0:15.68)	(0:14.44)	(0:14.62)
4	8	Harry's Girl	2:27.96	0:26.70	58.2 (1980 - 1800)	2:27.96	2:16.94 [1]	2:03.25 [1]	1:47.08 [1]	1:31.00 [1]	1:14.39 [1]	0:58.71 [3]	0:44.27 [3]
	(8)	S J Thornley	1.8L (-11)	0:44.27	1800-1600 (0:13.69)	(0:11.02)	(0:13.69)	(0:16.18)	(0:16.07)	(0:16.61)	(0:15.68)	(0:14.44)	(0:14.63)
5	7	Eyes Of An Angel	2:28.11	0:29.17	52.0 (1800-1600)	2:28.11	2:15.59 [9]	2:00.87 [10]	1:44.91 [10]	1:29.33 [10]	1:13.14 [9]	0:57.99 [8]	0:43.71 [8]
	(7)	M J Williamson	2.7L (+10)	0:43.70	800-600 (0:14.28)	(0:12.52)	(0:14.72)	(0:15.96)	(0:15.58)	(0:16.18)	(0:15.16)	(0:14.28)	(0:14.58)
6	5	Happy Harriet	2:28.16	0:28.79	52.5 (400-200)	2:28.16	2:15.64 [10]	2:01.24 [8]	1:45.66 [7]	1:29.81 [8]	1:13.19 [10]	0:57.71 [10]	0:43.47 [9]
	(5)	R D Close	2.9L (-1)	0:43.47	800-600 (0:14.24)	(0:12.52)	(0:14.40)	(0:15.58)	(0:15.86)	(0:16.62)	(0:15.48)	(0:14.24)	(0:14.58)
7	1	Summer Rose	2:28.36	0:27.62	56.2 (1980 - 1800)	2:28.36	2:17.01 [3]	2:02.76 [3]	1:46.71 [3]	1:30.70 [4]	1:14.12 [5]	0:58.41 [7]	0:43.96 [7]
	(1)	John R Dunn	4.1L (-10)	0:43.96	1800-1600 (0:14.25)	(0:11.35)	(0:14.25)	(0:16.05)	(0:16.01)	(0:16.58)	(0:15.71)	(0:14.45)	(0:14.56)
8	10	Sweet Espresso	2:28.49	0:28.00	54.0 (1980 - 1800)	2:28.49	2:16.32 [7]	2:02.06 [6]	1:46.37 [5]	1:30.45 [6]	1:13.86 [7]	0:58.22 [9]	0:43.75 [10]
	(10)	M D Hurrell	4.8L (-12)	0:43.76	1800-1600 (0:14.26)	(0:12.17)	(0:14.26)	(0:15.69)	(0:15.92)	(0:16.60)	(0:15.64)	(0:14.47)	(0:14.55)
9	2	Ombre Shard	2:28.54	0:27.90	54.6 (1980 - 1800)	2:28.54	2:16.93 [5]	2:02.66 [4]	1:46.69 [4]	1:30.83 [5]	1:14.61 [4]	0:59.45 [2]	0:45.10 [2]
	(2)	Craig D Thornley	5.1L (+3)	0:45.10	1800-1600 (0:14.27)	(0:11.61)	(0:14.27)	(0:15.97)	(0:15.86)	(0:16.22)	(0:15.16)	(0:14.35)	(0:14.61)
10	3	Iamthecaptainnow	2:28.71	0:28.55	53.0 (1980 - 1800)	2:28.71	2:16.73 [6]	2:02.16 [7]	1:46.17 [8]	1:30.26 [9]	1:14.08 [8]	0:58.94 [6]	0:44.60 [6]
	(3)	J W Cox	6.0L (+9)	0:44.60	800-600 (0:14.34)	(0:11.98)	(0:14.57)	(0:15.98)	(0:15.91)	(0:16.18)	(0:15.14)	(0:14.34)	(0:14.59)

[] Position in running at each section and finish
 TAB# Saddle cloth number
 -:-:- No data available at this section
 BAR# Barrier/Gate Position
 NA No data available
 DNF Did not finish
 DNT Did not track
 DT-W Distance travelled compared to winner in metres

Fastest split
 Fastest section



NZ Metropolitan Trotting Club Inc Harness
 Race 2: PETER LAGAN ST'BREDS FOR YOUR YEARLING SALES NEEDS MOB PACE - 1980m
 30 January 2026 - 5:29PM



Weather: Fine

Field Times 0:29.62 0:14.68
 (Race Tempo) (0:14.94) (0:14.68)

Rank	TAB#	Horse	Overall Time	First 400m	Top Speed km/h (Section)	L400	L200						
	(BAR#)	Driver	Margin (DT-W)	Last 600m	Fastest Section (Time)	400 - 200	200 - Finish						
1	4	Volare	2:27.63	0:28.89	52.9 (1980 - 1800)	0:29.62 [1]	0:14.68 [1]						
	(4)	B N Orange		0:44.23	800-600 (0:14.47)	(0:14.94)	(0:14.68)						
2	9	Miss Woodville	2:27.76	0:28.15	55.5 (1980 - 1800)	0:29.40 [4]	0:14.58 [2]						
	(9)	W J House	0.7L (+8)	0:44.00	800-600 (0:14.35)	(0:14.83)	(0:14.58)						
3	6	Elegant Delight	2:27.85	0:27.02	57.8 (1980 - 1800)	0:29.23 [5]	0:14.24 [5]						
	(6)	D J White	1.2L (-12)	0:43.85	1800-1600 (0:13.94)	(0:14.99)	(0:14.24)						
4	8	Harry's Girl	2:27.96	0:26.70	58.2 (1980 - 1800)	0:29.64 [3]	0:14.63 [4]						
	(8)	S J Thornley	1.8L (-11)	0:44.27	1800-1600 (0:13.69)	(0:15.01)	(0:14.63)						
5	7	Eyes Of An Angel	2:28.11	0:29.17	52.0 (1800-1600)	0:29.13 [8]	0:14.39 [7]						
	(7)	M J Williamson	2.7L (+10)	0:43.70	800-600 (0:14.28)	(0:14.73)	(0:14.39)						
6	5	Happy Harriet	2:28.16	0:28.79	52.5 (400-200)	0:28.89 [9]	0:14.29 [9]						
	(5)	R D Close	2.9L (-1)	0:43.47	800-600 (0:14.24)	(0:14.60)	(0:14.29)						
7	1	Summer Rose	2:28.36	0:27.62	56.2 (1980 - 1800)	0:29.40 [7]	0:14.60 [8]						
	(1)	John R Dunn	4.1L (-10)	0:43.96	1800-1600 (0:14.25)	(0:14.80)	(0:14.60)						
8	10	Sweet Espresso	2:28.49	0:28.00	54.0 (1980 - 1800)	0:29.20 [10]	0:14.55 [10]						
	(10)	M D Hurrell	4.8L (-12)	0:43.76	1800-1600 (0:14.26)	(0:14.66)	(0:14.55)						
9	2	Ombre Shard	2:28.54	0:27.90	54.6 (1980 - 1800)	0:30.49 [2]	0:15.30 [3]						
	(2)	Craig D Thornley	5.1L (+3)	0:45.10	1800-1600 (0:14.27)	(0:15.19)	(0:15.30)						
10	3	Iamthecaptainnow	2:28.71	0:28.55	53.0 (1980 - 1800)	0:30.01 [6]	0:15.06 [6]						
	(3)	J W Cox	6.0L (+9)	0:44.60	800-600 (0:14.34)	(0:14.95)	(0:15.06)						

- [] Position in running at each section and finish TAB# Saddle cloth number
- :-:- No data available at this section BAR# Barrier/Gate Position
- NA No data available DNF Did not finish
- DNT Did not track DT-W Distance travelled compared to winner in metres

- Fastest split
- Fastest section

Horse/Jockey Name	Volare/B N Orange
Finish Rank	1
Fastest Section Time (Section)	0:14.47 (800-600)
Top Speed [km/h] (Section)	52.9 (1980 - 1800)
Race State	Finished



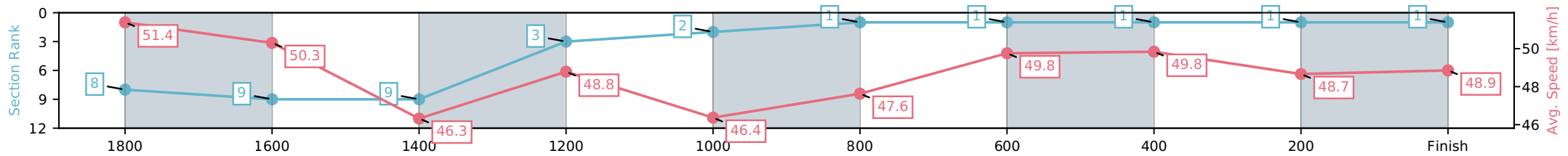
NZ Metropolitan Trotting Club Inc Harness
 Race 2: PETER LAGAN ST'BREDS FOR YOUR YEARLING
 SALES NEEDS MOB PACE - 1980m



30 January 2026 - 5:29PM

Weather: Fine

Section	L1980	L1800	L1600	L1400	L1200	L1000	L800	L600	L400	L200
Section Times	2:27.63 (0:12.24)	2:15.39 [9] (0:14.72)	2:00.67 [9] (0:15.93)	1:44.74 [3] (0:14.75)	1:29.99 [2] (0:15.95)	1:14.04 [1] (0:15.34)	0:58.70 [1] (0:14.47)	0:44.23 [1] (0:14.61)	0:29.62 [1] (0:14.94)	0:14.68 [1] (0:14.68)
Average Speed [km/h]	51.4	50.3	46.3	48.8	46.4	47.6	49.8	49.8	48.7	48.9
Top Speed [km/h]	52.9	51.5	49.3	50.1	48.4	49.4	50.4	50.3	49.9	50.0
Avg. Dist. to Rail [m]	6.5	4.4	3.3	6.2	3.5	2.0	1.5	1.7	1.6	3.4



- [] Ranking at each section and finish
- :-:- No data available at this section
- NA No data available

Horse/Jockey Name	Miss Woodville/W J House
Finish Rank	2
Fastest Section Time (Section)	0:14.35 (800-600)
Top Speed [km/h] (Section)	55.5 (1980 - 1800)
Race State	Finished



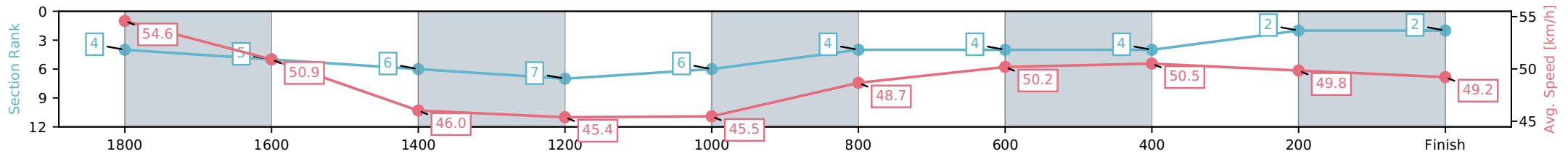
NZ Metropolitan Trotting Club Inc Harness
 Race 2: PETER LAGAN ST'BREDS FOR YOUR YEARLING
 SALES NEEDS MOB PACE - 1980m



30 January 2026 - 5:29PM

Weather: Fine

Section	L1980	L1800	L1600	L1400	L1200	L1000	L800	L600	L400	L200
Section Times	2:27.76 (0:11.56)	2:16.20 [5] (0:14.61)	2:01.60 [6] (0:16.01)	1:45.58 [7] (0:15.86)	1:29.72 [6] (0:16.23)	1:13.49 [4] (0:15.15)	0:58.34 [4] (0:14.35)	0:44.00 [4] (0:14.59)	0:29.40 [2] (0:14.83)	0:14.58 [2] (0:14.58)
Average Speed [km/h]	54.6	50.9	46.0	45.4	45.5	48.7	50.2	50.5	49.8	49.2
Top Speed [km/h]	55.5	55.2	47.6	46.7	46.5	50.2	50.6	50.9	50.4	50.4
Avg. Dist. to Rail [m]	12.1	4.9	3.1	4.6	3.1	3.1	3.4	3.2	4.2	6.8



- [] Ranking at each section and finish
- :-:- No data available at this section
- NA No data available

Horse/Jockey Name	Elegant Delight/D J White
Finish Rank	3
Fastest Section Time (Section)	0:13.94 (1800-1600)
Top Speed [km/h] (Section)	57.8 (1980 - 1800)
Race State	Finished



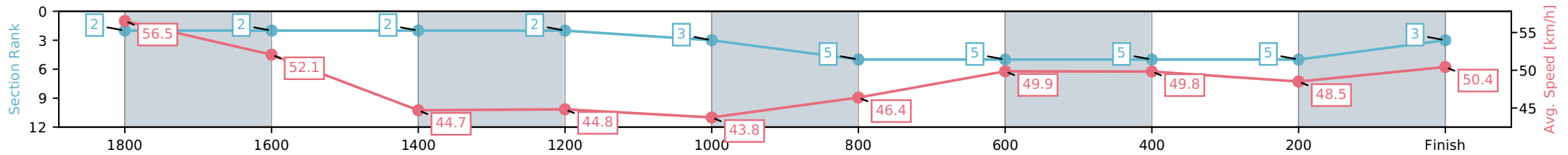
NZ Metropolitan Trotting Club Inc Harness
 Race 2: PETER LAGAN ST'BREDS FOR YOUR YEARLING
 SALES NEEDS MOB PACE - 1980m



30 January 2026 - 5:29PM

Weather: Fine

Section	L1980	L1800	L1600	L1400	L1200	L1000	L800	L600	L400	L200
Section Times	2:27.85 (0:11.10)	2:16.75 [2] (0:13.94)	2:02.81 [2] (0:16.21)	1:46.60 [2] (0:16.06)	1:30.54 [3] (0:16.58)	1:13.96 [5] (0:15.68)	0:58.29 [5] (0:14.44)	0:43.85 [5] (0:14.62)	0:29.23 [5] (0:14.99)	0:14.24 [3] (0:14.24)
Average Speed [km/h]	56.5	52.1	44.7	44.8	43.8	46.4	49.9	49.8	48.5	50.4
Top Speed [km/h]	57.8	57.4	47.8	45.7	45.3	49.1	51.0	51.0	50.2	50.9
Avg. Dist. to Rail [m]	8.1	1.8	1.0	2.5	1.0	1.2	1.6	1.7	1.4	1.0



- [] Ranking at each section and finish
- :-:- No data available at this section
- NA No data available

Horse/Jockey Name	Harry's Girl/S J Thornley
Finish Rank	4
Fastest Section Time (Section)	0:13.69 (1800-1600)
Top Speed [km/h] (Section)	58.2 (1980 - 1800)
Race State	Finished



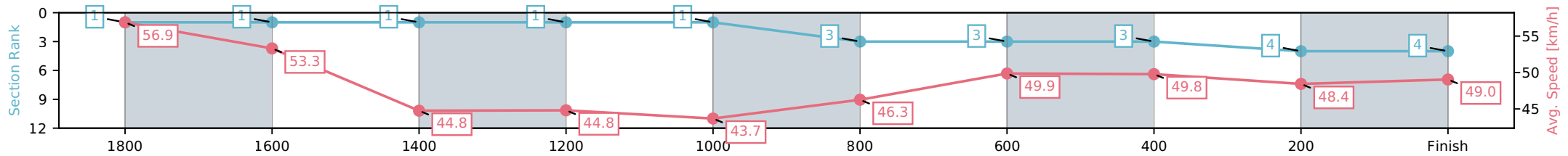
NZ Metropolitan Trotting Club Inc Harness
 Race 2: PETER LAGAN ST'BREDS FOR YOUR YEARLING
 SALES NEEDS MOB PACE - 1980m



30 January 2026 - 5:29PM

Weather: Fine

Section	L1980	L1800	L1600	L1400	L1200	L1000	L800	L600	L400	L200
Section Times	2:27.96 (0:11.02)	2:16.94 [1] (0:13.69)	2:03.25 [1] (0:16.18)	1:47.08 [1] (0:16.07)	1:31.00 [1] (0:16.61)	1:14.39 [3] (0:15.68)	0:58.71 [3] (0:14.44)	0:44.27 [3] (0:14.63)	0:29.64 [4] (0:15.01)	0:14.63 [4] (0:14.63)
Average Speed [km/h]	56.9	53.3	44.8	44.8	43.7	46.3	49.9	49.8	48.4	49.0
Top Speed [km/h]	58.2	57.2	47.8	45.4	44.9	48.9	50.8	50.7	49.8	49.6
Avg. Dist. to Rail [m]	10.7	2.9	1.0	2.5	1.0	1.1	1.6	1.7	1.5	2.4



- [] Ranking at each section and finish
- :-:- No data available at this section
- NA No data available

Horse/Jockey Name	Eyes Of An Angel/M J Williamson
Finish Rank	5
Fastest Section Time (Section)	0:14.28 (800-600)
Top Speed [km/h] (Section)	52.0 (1800-1600)
Race State	Finished



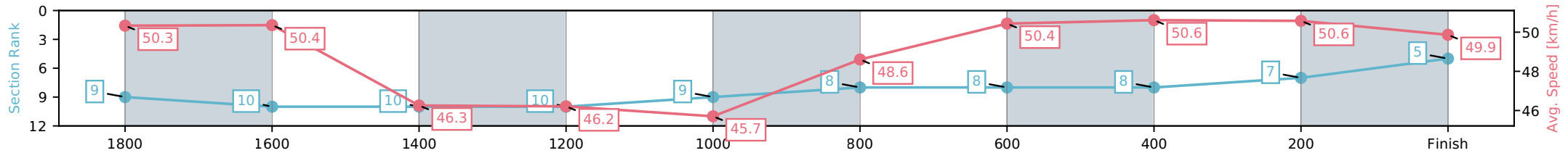
NZ Metropolitan Trotting Club Inc Harness
 Race 2: PETER LAGAN ST'BREDS FOR YOUR YEARLING
 SALES NEEDS MOB PACE - 1980m



30 January 2026 - 5:29PM

Weather: Fine

Section	L1980	L1800	L1600	L1400	L1200	L1000	L800	L600	L400	L200
Section Times	2:28.11 (0:12.52)	2:15.59 [10] (0:14.72)	2:00.87 [10] (0:15.96)	1:44.91 [10] (0:15.58)	1:29.33 [9] (0:16.18)	1:13.14 [8] (0:15.16)	0:57.99 [8] (0:14.28)	0:43.71 [8] (0:14.58)	0:29.13 [7] (0:14.73)	0:14.39 [5] (0:14.39)
Average Speed [km/h]	50.3	50.4	46.3	46.2	45.7	48.6	50.4	50.6	50.6	49.9
Top Speed [km/h]	51.1	52.0	49.5	48.0	46.6	51.2	51.5	51.5	51.9	51.5
Avg. Dist. to Rail [m]	10.3	4.8	3.4	4.8	3.2	3.1	3.5	3.4	5.6	9.4



- [] Ranking at each section and finish
- :-:- No data available at this section
- NA No data available

Horse/Jockey Name	Happy Harriet/R D Close
Finish Rank	6
Fastest Section Time (Section)	0:14.24 (800-600)
Top Speed [km/h] (Section)	52.5 (400-200)
Race State	Finished



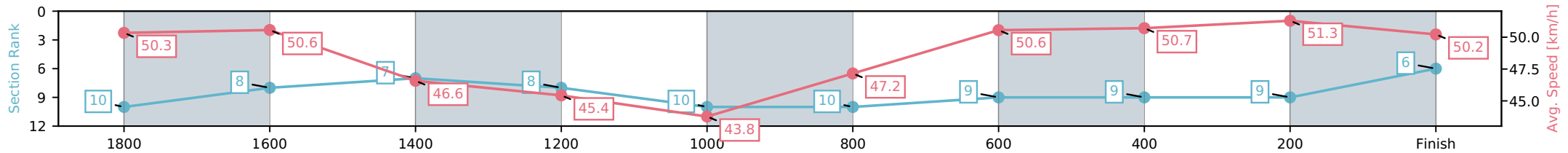
NZ Metropolitan Trotting Club Inc Harness
 Race 2: PETER LAGAN ST'BREDS FOR YOUR YEARLING
 SALES NEEDS MOB PACE - 1980m



30 January 2026 - 5:29PM

Weather: Fine

Section	L1980	L1800	L1600	L1400	L1200	L1000	L800	L600	L400	L200
Section Times	2:28.16 (0:12.52)	2:15.64 [8] (0:14.40)	2:01.24 [7] (0:15.58)	1:45.66 [8] (0:15.86)	1:29.81 [10] (0:16.62)	1:13.19 [10] (0:15.48)	0:57.71 [9] (0:14.24)	0:43.47 [9] (0:14.58)	0:28.89 [9] (0:14.60)	0:14.29 [6] (0:14.29)
Average Speed [km/h]	50.3	50.6	46.6	45.4	43.8	47.2	50.6	50.7	51.3	50.2
Top Speed [km/h]	50.7	51.7	49.0	46.0	45.1	51.2	52.2	51.5	52.5	52.2
Avg. Dist. to Rail [m]	7.1	2.2	1.2	2.6	1.4	1.9	3.8	3.5	6.6	11.3



- [] Ranking at each section and finish
- :-:- No data available at this section
- NA No data available

Horse/Jockey Name	Summer Rose/John R Dunn
Finish Rank	7
Fastest Section Time (Section)	0:14.25 (1800-1600)
Top Speed [km/h] (Section)	56.2 (1980 - 1800)
Race State	Finished



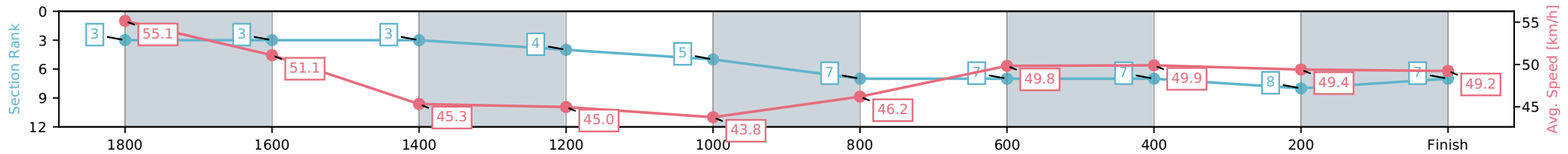
NZ Metropolitan Trotting Club Inc Harness
 Race 2: PETER LAGAN ST'BREDS FOR YOUR YEARLING
 SALES NEEDS MOB PACE - 1980m



30 January 2026 - 5:29PM

Weather: Fine

Section	L1980	L1800	L1600	L1400	L1200	L1000	L800	L600	L400	L200
Section Times	2:28.36 (0:11.35)	2:17.01 [3] (0:14.25)	2:02.76 [3] (0:16.05)	1:46.71 [4] (0:16.01)	1:30.70 [5] (0:16.58)	1:14.12 [7] (0:15.71)	0:58.41 [7] (0:14.45)	0:43.96 [7] (0:14.56)	0:29.40 [8] (0:14.80)	0:14.60 [7] (0:14.60)
Average Speed [km/h]	55.1	51.1	45.3	45.0	43.8	46.2	49.8	49.9	49.4	49.2
Top Speed [km/h]	56.2	53.5	47.6	45.6	45.3	48.0	50.6	50.6	50.0	50.6
Avg. Dist. to Rail [m]	1.4	1.9	1.5	2.7	1.1	1.1	2.0	1.5	2.8	7.1



- [] Ranking at each section and finish
- :-:- No data available at this section
- NA No data available

Horse/Jockey Name	Sweet Espresso/M D Hurrell
Finish Rank	8
Fastest Section Time (Section)	0:14.26 (1800-1600)
Top Speed [km/h] (Section)	54.0 (1980 - 1800)
Race State	Finished



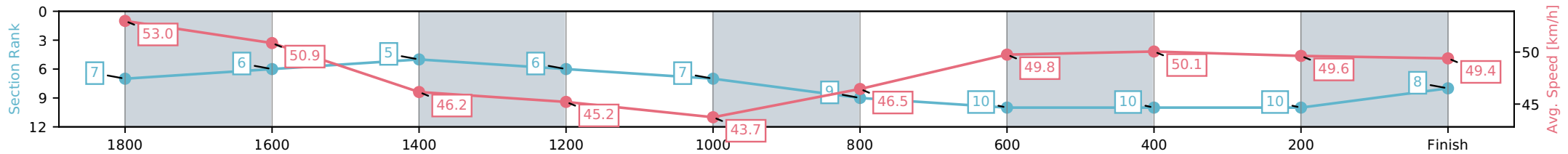
NZ Metropolitan Trotting Club Inc Harness
 Race 2: PETER LAGAN ST'BREDS FOR YOUR YEARLING
 SALES NEEDS MOB PACE - 1980m



30 January 2026 - 5:29PM

Weather: Fine

Section	L1980	L1800	L1600	L1400	L1200	L1000	L800	L600	L400	L200
Section Times	2:28.49 (0:12.17)	2:16.32 [6] (0:14.26)	2:02.06 [5] (0:15.69)	1:46.37 [6] (0:15.92)	1:30.45 [7] (0:16.60)	1:13.86 [9] (0:15.64)	0:58.22 [10] (0:14.47)	0:43.75 [10] (0:14.55)	0:29.20 [10] (0:14.66)	0:14.55 [8] (0:14.55)
Average Speed [km/h]	53.0	50.9	46.2	45.2	43.7	46.5	49.8	50.1	49.6	49.4
Top Speed [km/h]	54.0	52.1	48.7	45.6	44.8	48.4	50.6	50.6	51.2	51.2
Avg. Dist. to Rail [m]	1.2	1.2	0.9	2.4	1.1	1.2	1.7	1.7	1.4	3.1



- [] Ranking at each section and finish
- :-:- No data available at this section
- NA No data available

Horse/Jockey Name	Ombre Shard/Craig D Thornley
Finish Rank	9
Fastest Section Time (Section)	0:14.27 (1800-1600)
Top Speed [km/h] (Section)	54.6 (1980 - 1800)
Race State	Finished



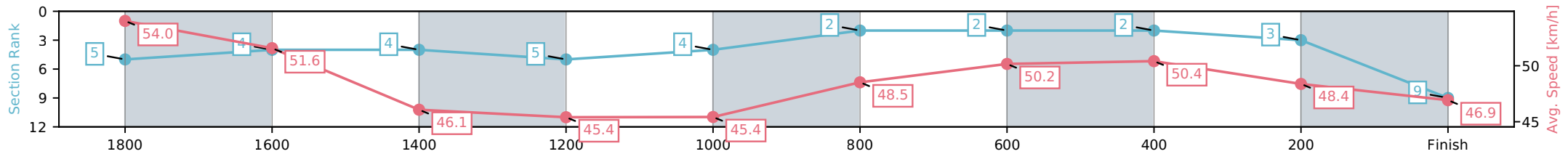
NZ Metropolitan Trotting Club Inc Harness
 Race 2: PETER LAGAN ST'BREDS FOR YOUR YEARLING
 SALES NEEDS MOB PACE - 1980m



30 January 2026 - 5:29PM

Weather: Fine

Section	L1980	L1800	L1600	L1400	L1200	L1000	L800	L600	L400	L200
Section Times	2:28.54 (0:11.61)	2:16.93 [4] (0:14.27)	2:02.66 [4] (0:15.97)	1:46.69 [5] (0:15.86)	1:30.83 [4] (0:16.22)	1:14.61 [2] (0:15.16)	0:59.45 [2] (0:14.35)	0:45.10 [2] (0:14.61)	0:30.49 [3] (0:15.19)	0:15.30 [9] (0:15.30)
Average Speed [km/h]	54.0	51.6	46.1	45.4	45.4	48.5	50.2	50.4	48.4	46.9
Top Speed [km/h]	54.6	54.4	48.1	46.4	46.5	49.8	50.7	50.6	50.0	48.1
Avg. Dist. to Rail [m]	3.5	3.4	3.0	4.5	3.0	2.8	3.3	3.1	3.3	5.4



- [] Ranking at each section and finish
- :-:- No data available at this section
- NA No data available

Horse/Jockey Name	Iamthecaptainnow/J W Cox
Finish Rank	10
Fastest Section Time (Section)	0:14.34 (800-600)
Top Speed [km/h] (Section)	53.0 (1980 - 1800)
Race State	Finished



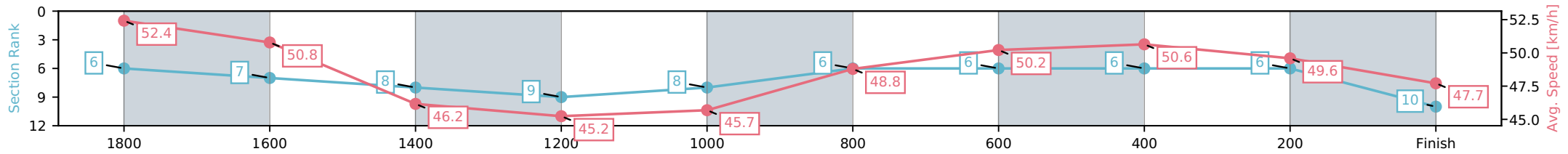
NZ Metropolitan Trotting Club Inc Harness
 Race 2: PETER LAGAN ST'BREDS FOR YOUR YEARLING
 SALES NEEDS MOB PACE - 1980m



30 January 2026 - 5:29PM

Weather: Fine

Section	L1980	L1800	L1600	L1400	L1200	L1000	L800	L600	L400	L200
Section Times	2:28.71 (0:11.98)	2:16.73 [7] (0:14.57)	2:02.16 [8] (0:15.98)	1:46.17 [9] (0:15.91)	1:30.26 [8] (0:16.18)	1:14.08 [6] (0:15.14)	0:58.94 [6] (0:14.34)	0:44.60 [6] (0:14.59)	0:30.01 [6] (0:14.95)	0:15.06 [10] (0:15.06)
Average Speed [km/h]	52.4	50.8	46.2	45.2	45.7	48.8	50.2	50.6	49.6	47.7
Top Speed [km/h]	53.0	52.4	48.7	45.9	46.5	50.3	50.8	51.3	50.3	49.1
Avg. Dist. to Rail [m]	4.8	4.2	3.3	4.7	3.3	3.3	3.6	3.5	4.8	8.8



- [] Ranking at each section and finish
- :-:- No data available at this section
- NA No data available