



NZ Metropolitan Trotting Club Inc Harness

Race 3: TYRE GENERAL TROT - 2600m

30 January 2026 - 6:07PM



Weather: Fine

Field Times	3:24.54	3:06.90	2:52.01	2:36.08	2:20.20	2:03.68	1:46.94	1:30.85
(Race Tempo)	(0:17.64)	(0:14.88)	(0:15.93)	(0:15.88)	(0:16.52)	(0:16.74)	(0:16.08)	(0:16.43)

Rank	TAB#	Horse	Overall Time	First 400m	Top Speed km/h (Section)	L2600	L2400	L2200	L2000	L1800	L1600	L1400	L1200
	(BAR#)	Driver	Margin (DT-W)	Last 600m	Fastest Section (Time)	Start - 2400	2400 - 2200	2200 - 2000	2000 - 1800	1800 - 1600	1600 - 1400	1400 - 1200	1200 - 1000
1	7	Petite Trixton	3:24.54	0:32.52	52.3 (200-0)	3:24.54	3:06.90 [1]	2:52.02 [1]	2:36.08 [1]	2:20.20 [1]	2:03.68 [1]	1:46.94 [1]	1:30.85 [1]
	(7)	S E O'Reilly		0:43.68	200-0 (0:14.04)	(0:17.64)	(0:14.88)	(0:15.93)	(0:15.88)	(0:16.52)	(0:16.74)	(0:16.08)	(0:16.43)
2	4	Nobilo	3:25.17	0:32.92	51.5 (600-400)	3:25.17	3:07.40 [2]	2:52.25 [2]	2:36.38 [2]	2:20.52 [2]	2:03.99 [2]	1:47.26 [2]	1:31.19 [2]
	(4)	Craig D Thornley	3.5L (-2)	0:44.03	200-0 (0:14.22)	(0:17.78)	(0:15.14)	(0:15.88)	(0:15.85)	(0:16.53)	(0:16.73)	(0:16.07)	(0:16.44)
3	8	He Aint Fakin	3:25.31	0:34.29	51.0 (200-0)	3:25.31	3:06.75 [4]	2:51.03 [4]	2:35.29 [4]	2:19.93 [5]	2:03.49 [5]	1:46.76 [5]	1:30.71 [5]
	(8)	Brad Williamson	4.3L (+2)	0:43.55	200-0 (0:14.05)	(0:18.56)	(0:15.73)	(0:15.73)	(0:15.37)	(0:16.44)	(0:16.73)	(0:16.05)	(0:16.44)
4	5	Royal Gypsy	3:25.35	0:33.80	51.5 (600-400)	3:25.35	3:06.87 [3]	2:51.55 [3]	2:35.82 [3]	2:20.34 [3]	2:03.86 [3]	1:47.12 [3]	1:31.06 [3]
	(5)	S J Thornley	4.5L (-2)	0:43.89	200-0 (0:14.07)	(0:18.48)	(0:15.32)	(0:15.73)	(0:15.48)	(0:16.47)	(0:16.74)	(0:16.07)	(0:16.43)
5	9	Kingaroy	3:25.54	0:34.64	51.0 (600-400)	3:25.54	3:06.60 [5]	2:50.90 [5]	2:35.36 [5]	2:20.24 [4]	2:03.97 [4]	1:47.24 [4]	1:31.15 [4]
	(9)	J R Ford	5.6L (+18)	0:44.40	800-600 (0:14.50)	(0:18.94)	(0:15.70)	(0:15.54)	(0:15.11)	(0:16.27)	(0:16.74)	(0:16.09)	(0:16.36)
6	1	Majestic Monkey	3:25.79	0:35.07	51.0 (600-400)	3:25.79	3:06.41 [6]	2:50.72 [6]	2:35.21 [7]	2:20.12 [7]	2:03.89 [6]	1:47.16 [6]	1:31.08 [6]
	(1)	R D Close	7.0L (+14)	0:44.35	800-600 (0:14.49)	(0:19.38)	(0:15.69)	(0:15.52)	(0:15.09)	(0:16.23)	(0:16.73)	(0:16.08)	(0:16.35)
7	3	Something Else	3:25.80	0:36.22	51.0 (600-400)	3:25.80	3:04.80 [11]	2:49.58 [9]	2:34.63 [9]	2:19.98 [8]	2:03.62 [7]	1:46.89 [7]	1:30.84 [7]
	(3)	P C Naim	7.0L (+2)	0:43.70	200-0 (0:14.12)	(0:21.00)	(0:15.22)	(0:14.96)	(0:14.65)	(0:16.36)	(0:16.73)	(0:16.05)	(0:16.42)
8	13	Aldebaran Redwood	3:25.91	0:35.14	51.5 (600-400)	3:25.91	3:06.41 [8]	2:50.77 [7]	2:35.37 [6]	2:20.26 [6]	2:03.66 [8]	1:46.92 [8]	1:30.84 [8]
	(U3)	C J DeFilippi	7.6L (+24)	0:44.15	200-0 (0:14.33)	(0:19.50)	(0:15.64)	(0:15.41)	(0:15.11)	(0:16.60)	(0:16.74)	(0:16.08)	(0:16.35)
9	12	Switch On	3:26.32	0:35.50	53.9 (800-600)	3:26.32	3:06.55 [9]	2:50.82 [8]	2:35.39 [8]	2:20.28 [9]	2:03.74 [9]	1:47.02 [9]	1:30.96 [10]
	(U2)	S J Ottley	9.9L (+22)	0:45.41	800-600 (0:13.54)	(0:19.77)	(0:15.73)	(0:15.43)	(0:15.11)	(0:16.53)	(0:16.72)	(0:16.06)	(0:16.35)
10	6	Arden Solitaire	3:30.47	0:38.74	50.1 (600-400)	3:30.47	3:10.98 [7]	2:51.73 [11]	2:35.98 [11]	2:21.03 [11]	2:05.80 [11]	1:50.25 [11]	1:34.89 [11]
	(6)	A L Lethaby	32.9L (+13)	0:47.65	800-600 (0:14.70)	(0:19.49)	(0:19.25)	(0:15.76)	(0:14.95)	(0:15.23)	(0:15.55)	(0:15.36)	(0:16.45)

Scratched: Lavra Segil (#2), Macho Man (#10)
 Disqualified: Tetrick(AUS) (#11)

Report Created: Fri 30 January 2026 (Note: Timing is based on positional data)

[] Position in running at each section and finish
 -:--: No data available at this section
 NA No data available
 DNT Did not track

TAB# Saddle cloth number
 BAR# Barrier/Gate Position
 DNF Did not finish
 DT-W Distance travelled compared to winner in metres

Fastest split
 Fastest section



NZ Metropolitan Trotting Club Inc Harness

Race 3: TYRE GENERAL TROT - 2600m

30 January 2026 - 6:07PM



Weather: Fine

Field Times	1:14.42	0:58.30	0:43.68	0:29.20	0:14.04
(Race Tempo)	(0:16.13)	(0:14.62)	(0:14.48)	(0:15.16)	(0:14.04)

Rank	TAB#	Horse	Overall Time	First 400m	Top Speed km/h (Section)	L1000	L800	L600	L400	L200			
	(BAR#)	Driver	Margin (DT-W)	Last 600m	Fastest Section (Time)	1000 - 800	800 - 600	600 - 400	400 - 200	200 - Finish			
1	7	Petite Trixton	3:24.54	0:32.52	52.3 (200-0)	1:14.42 [1]	0:58.30 [1]	0:43.68 [1]	0:29.20 [1]	0:14.04 [1]			
	(7)	S E O'Reilly		0:43.68	200-0 (0:14.04)	(0:16.13)	(0:14.62)	(0:14.48)	(0:15.16)	(0:14.04)			
2	4	Nobilo	3:25.17	0:32.92	51.5 (600-400)	1:14.75 [2]	0:58.63 [2]	0:44.03 [4]	0:29.53 [3]	0:14.22 [3]			
	(4)	Craig D Thornley	3.5L (-2)	0:44.03	200-0 (0:14.22)	(0:16.12)	(0:14.60)	(0:14.50)	(0:15.31)	(0:14.22)			
3	8	He Aint Fakin	3:25.31	0:34.29	51.0 (200-0)	1:14.28 [5]	0:58.19 [6]	0:43.54 [7]	0:28.96 [7]	0:14.05 [6]			
	(8)	Brad Williamson	4.3L (+2)	0:43.55	200-0 (0:14.05)	(0:16.09)	(0:14.64)	(0:14.59)	(0:14.91)	(0:14.05)			
4	5	Royal Gypsy	3:25.35	0:33.80	51.5 (600-400)	1:14.63 [3]	0:58.53 [4]	0:43.90 [6]	0:29.42 [5]	0:14.07 [7]			
	(5)	S J Thornley	4.5L (-2)	0:43.89	200-0 (0:14.07)	(0:16.10)	(0:14.63)	(0:14.47)	(0:15.35)	(0:14.07)			
5	9	Kingaroy	3:25.54	0:34.64	51.0 (600-400)	1:14.79 [4]	0:58.89 [3]	0:44.40 [3]	0:29.79 [4]	0:14.60 [2]			
	(9)	J R Ford	5.6L (+18)	0:44.40	800-600 (0:14.50)	(0:15.89)	(0:14.50)	(0:14.61)	(0:15.19)	(0:14.60)			
6	1	Majestic Monkey	3:25.79	0:35.07	51.0 (600-400)	1:14.73 [6]	0:58.85 [5]	0:44.36 [5]	0:29.72 [6]	0:14.57 [5]			
	(1)	R D Close	7.0L (+14)	0:44.35	800-600 (0:14.49)	(0:15.88)	(0:14.49)	(0:14.63)	(0:15.15)	(0:14.57)			
7	3	Something Else	3:25.80	0:36.22	51.0 (600-400)	1:14.42 [7]	0:58.34 [9]	0:43.71 [10]	0:29.14 [10]	0:14.12 [9]			
	(3)	P C Nairn	7.0L (+2)	0:43.70	200-0 (0:14.12)	(0:16.08)	(0:14.64)	(0:14.57)	(0:15.01)	(0:14.12)			
8	13	Aldebaran Redwood	3:25.91	0:35.14	51.5 (600-400)	1:14.50 [8]	0:58.60 [7]	0:44.14 [7]	0:29.56 [8]	0:14.33 [8]			
	(U3)	C J DeFilippi	7.6L (+24)	0:44.15	200-0 (0:14.33)	(0:15.90)	(0:14.45)	(0:14.59)	(0:15.23)	(0:14.33)			
9	12	Switch On	3:26.32	0:35.50	53.9 (800-600)	1:14.60 [10]	0:58.96 [8]	0:45.41 [2]	0:30.87 [2]	0:15.30 [4]			
	(U2)	S J Ottley	9.9L (+22)	0:45.41	800-600 (0:13.54)	(0:15.65)	(0:13.54)	(0:14.54)	(0:15.57)	(0:15.30)			
10	6	Arden Solitaire	3:30.47	0:38.74	50.1 (600-400)	1:18.44 [11]	1:02.35 [11]	0:47.65 [11]	0:32.85 [11]	0:17.17 [11]			
	(6)	A L Lethaby	32.9L (+13)	0:47.65	800-600 (0:14.70)	(0:16.09)	(0:14.70)	(0:14.80)	(0:15.68)	(0:17.17)			

Scratched: Lavra Segil (#2), Macho Man (#10)
 Disqualified: Tetrick(AUS) (#11)

Report Created: Fri 30 January 2026 (Note: Timing is based on positional data)

[]	Position in running at each section and finish	TAB#	Saddle cloth number
-:-:-	No data available at this section	BAR#	Barrier/Gate Position
NA	No data available	DNF	Did not finish
DNT	Did not track	DT-W	Distance travelled compared to winner in metres

Fastest split
 Fastest section

Horse/Jockey Name	Petite Trixton/S E O'Reilly
Finish Rank	1
Fastest Section Time (Section)	0:14.04 (200-0)
Top Speed [km/h] (Section)	52.3 (200-0)
Race State	Finished



NZ Metropolitan Trotting Club Inc Harness

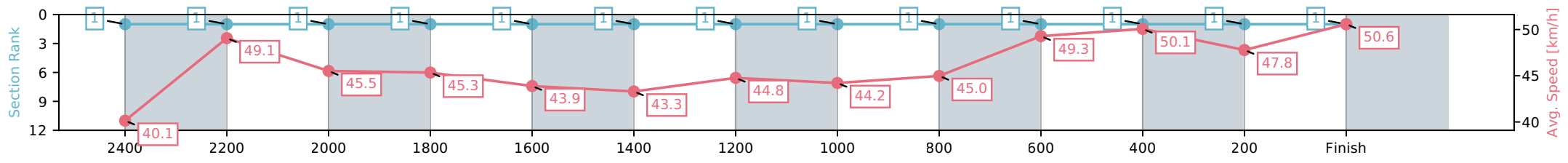
Race 3: TYRE GENERAL TROT - 2600m

30 January 2026 - 6:07PM

Weather: Fine



Section	L2600	L2400	L2200	L2000	L1800	L1600	L1400	L1200	L1000	L800	L600	L400	L200
Section Times	3:24.54 (0:17.64)	3:06.90 [1] (0:14.88)	2:52.02 [1] (0:15.93)	2:36.08 [1] (0:15.88)	2:20.20 [1] (0:16.52)	2:03.68 [1] (0:16.74)	1:46.94 [1] (0:16.08)	1:30.85 [1] (0:16.43)	1:14.42 [1] (0:16.13)	0:58.30 [1] (0:14.62)	0:43.68 [1] (0:14.48)	0:29.20 [1] (0:15.16)	0:14.04 [1] (0:14.04)
Average Speed [km/h]	40.1	49.1	45.5	45.3	43.9	43.3	44.8	44.2	45.0	49.3	50.1	47.8	50.6
Top Speed [km/h]	50.8	50.9	47.0	45.8	45.1	44.3	45.2	45.1	46.5	51.5	51.9	51.7	52.3
Avg. Dist. to Rail [m]	9.6	2.0	1.2	1.9	1.3	1.2	3.5	1.2	1.3	2.2	1.3	1.2	3.4



[] Ranking at each section and finish
 -:-:- No data available at this section
 NA No data available

Horse/Jockey Name	Nobilo/Craig D Thornley
Finish Rank	2
Fastest Section Time (Section)	0:14.22 (200-0)
Top Speed [km/h] (Section)	51.5 (600-400)
Race State	Finished



NZ Metropolitan Trotting Club Inc Harness

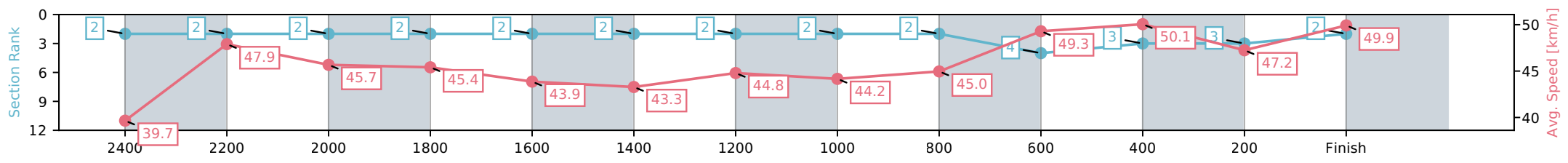
Race 3: TYRE GENERAL TROT - 2600m

30 January 2026 - 6:07PM

Weather: Fine



Section	L2600	L2400	L2200	L2000	L1800	L1600	L1400	L1200	L1000	L800	L600	L400	L200
Section Times	3:25.17 (0:17.78)	3:07.40 [2] (0:15.14)	2:52.25 [2] (0:15.88)	2:36.38 [2] (0:15.85)	2:20.52 [2] (0:16.53)	2:03.99 [2] (0:16.73)	1:47.26 [2] (0:16.07)	1:31.19 [2] (0:16.44)	1:14.75 [2] (0:16.12)	0:58.63 [4] (0:14.60)	0:44.03 [3] (0:14.50)	0:29.53 [3] (0:15.31)	0:14.22 [2] (0:14.22)
Average Speed [km/h]	39.7	47.9	45.7	45.4	43.9	43.3	44.8	44.2	45.0	49.3	50.1	47.2	49.9
Top Speed [km/h]	50.0	50.1	48.0	46.1	45.2	44.5	45.2	45.4	46.5	51.2	51.5	50.4	51.1
Avg. Dist. to Rail [m]	4.5	1.1	1.2	1.9	1.3	1.0	3.5	1.2	1.1	2.1	1.5	0.9	1.9



- [] Ranking at each section and finish
- :-:- No data available at this section
- NA No data available

Horse/Jockey Name	He Aint Fakin/Brad Williamson
Finish Rank	3
Fastest Section Time (Section)	0:14.05 (200-0)
Top Speed [km/h] (Section)	51.0 (200-0)
Race State	Finished



NZ Metropolitan Trotting Club Inc Harness

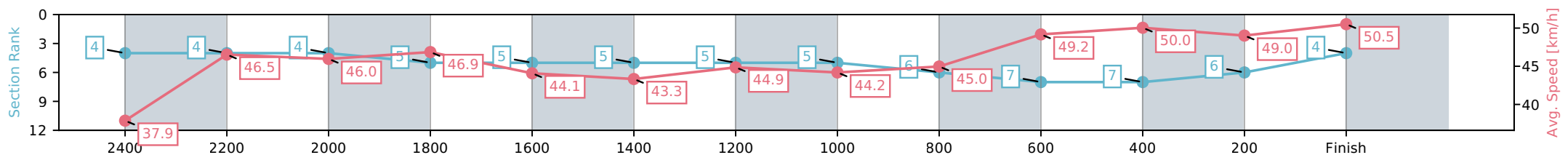
Race 3: TYRE GENERAL TROT - 2600m

30 January 2026 - 6:07PM

Weather: Fine



Section	L2600	L2400	L2200	L2000	L1800	L1600	L1400	L1200	L1000	L800	L600	L400	L200
Section Times	3:25.31 (0:18.56)	3:06.75 [4] (0:15.73)	2:51.03 [4] (0:15.73)	2:35.29 [5] (0:15.37)	2:19.93 [5] (0:16.44)	2:03.49 [5] (0:16.73)	1:46.76 [5] (0:16.05)	1:30.71 [5] (0:16.44)	1:14.28 [6] (0:16.09)	0:58.19 [7] (0:14.64)	0:43.54 [7] (0:14.59)	0:28.96 [6] (0:14.91)	0:14.05 [4] (0:14.05)
Average Speed [km/h]	37.9	46.5	46.0	46.9	44.1	43.3	44.9	44.2	45.0	49.2	50.0	49.0	50.5
Top Speed [km/h]	46.6	47.3	47.2	49.7	46.5	44.4	45.7	45.8	46.9	50.7	50.8	49.7	51.0
Avg. Dist. to Rail [m]	11.8	2.3	0.9	1.3	1.2	1.1	3.5	1.2	0.9	2.4	2.3	2.8	5.3



- [] Ranking at each section and finish
- :-:- No data available at this section
- NA No data available

Horse/Jockey Name	Royal Gypsy/S J Thornley
Finish Rank	4
Fastest Section Time (Section)	0:14.07 (200-0)
Top Speed [km/h] (Section)	51.5 (600-400)
Race State	Finished



NZ Metropolitan Trotting Club Inc Harness

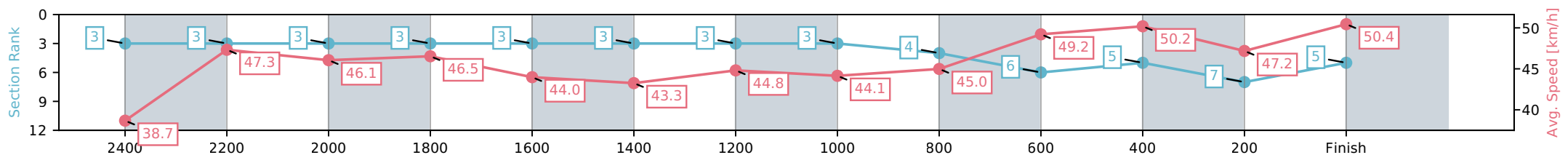
Race 3: TYRE GENERAL TROT - 2600m

30 January 2026 - 6:07PM

Weather: Fine



Section	L2600	L2400	L2200	L2000	L1800	L1600	L1400	L1200	L1000	L800	L600	L400	L200
Section Times	3:25.35 (0:18.48)	3:06.87 [3] (0:15.32)	2:51.55 [3] (0:15.73)	2:35.82 [3] (0:15.48)	2:20.34 [3] (0:16.47)	2:03.86 [3] (0:16.74)	1:47.12 [3] (0:16.07)	1:31.06 [3] (0:16.43)	1:14.63 [4] (0:16.10)	0:58.53 [6] (0:14.63)	0:43.90 [5] (0:14.47)	0:29.42 [7] (0:15.35)	0:14.07 [5] (0:14.07)
Average Speed [km/h]	38.7	47.3	46.1	46.5	44.0	43.3	44.8	44.1	45.0	49.2	50.2	47.2	50.4
Top Speed [km/h]	48.0	47.9	47.5	47.8	45.7	44.5	45.5	45.6	46.6	51.1	51.5	50.6	50.9
Avg. Dist. to Rail [m]	5.8	1.1	1.1	1.9	1.2	1.0	3.4	1.1	1.0	2.0	1.6	0.9	2.6



- [] Ranking at each section and finish
- :-:- No data available at this section
- NA No data available

Horse/Jockey Name	Kingaroy/J R Ford
Finish Rank	5
Fastest Section Time (Section)	0:14.50 (800-600)
Top Speed [km/h] (Section)	51.0 (600-400)
Race State	Finished



NZ Metropolitan Trotting Club Inc Harness

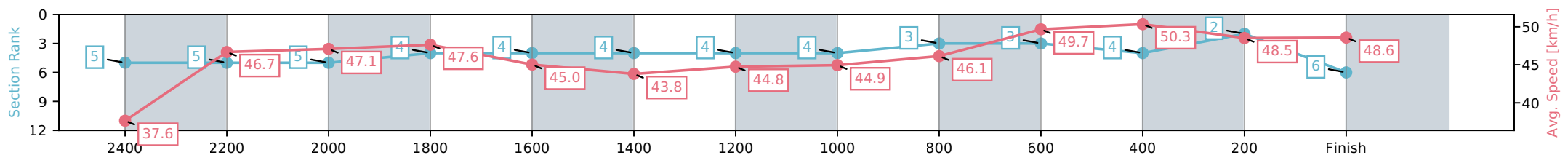
Race 3: TYRE GENERAL TROT - 2600m

30 January 2026 - 6:07PM

Weather: Fine



Section	L2600	L2400	L2200	L2000	L1800	L1600	L1400	L1200	L1000	L800	L600	L400	L200
Section Times	3:25.54 (0:18.94)	3:06.60 [5] (0:15.70)	2:50.90 [5] (0:15.54)	2:35.36 [4] (0:15.11)	2:20.24 [4] (0:16.27)	2:03.97 [4] (0:16.74)	1:47.24 [4] (0:16.09)	1:31.15 [4] (0:16.36)	1:14.79 [3] (0:15.89)	0:58.89 [3] (0:14.50)	0:44.40 [4] (0:14.61)	0:29.79 [2] (0:15.19)	0:14.60 [6] (0:14.60)
Average Speed [km/h]	37.6	46.7	47.1	47.6	45.0	43.8	44.8	44.9	46.1	49.7	50.3	48.5	48.6
Top Speed [km/h]	47.7	47.9	48.7	49.3	46.4	44.5	45.2	46.1	47.8	50.9	51.0	49.1	49.3
Avg. Dist. to Rail [m]	12.9	2.5	2.4	3.8	2.9	2.5	5.0	2.6	2.7	3.8	3.1	3.9	6.7



[] Ranking at each section and finish
 -:-:- No data available at this section
 NA No data available

Horse/Jockey Name	Majestic Monkey/R D Close
Finish Rank	6
Fastest Section Time (Section)	0:14.49 (800-600)
Top Speed [km/h] (Section)	51.0 (600-400)
Race State	Finished



NZ Metropolitan Trotting Club Inc Harness

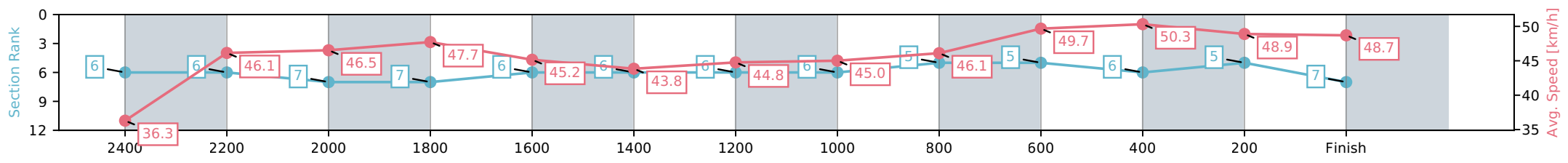
Race 3: TYRE GENERAL TROT - 2600m

30 January 2026 - 6:07PM

Weather: Fine



Section	L2600	L2400	L2200	L2000	L1800	L1600	L1400	L1200	L1000	L800	L600	L400	L200
Section Times	3:25.79 (0:19.38)	3:06.41 [6] (0:15.69)	2:50.72 [7] (0:15.52)	2:35.21 [7] (0:15.09)	2:20.12 [6] (0:16.23)	2:03.89 [6] (0:16.73)	1:47.16 [6] (0:16.08)	1:31.08 [6] (0:16.35)	1:14.73 [5] (0:15.88)	0:58.85 [5] (0:14.49)	0:44.36 [6] (0:14.63)	0:29.72 [5] (0:15.15)	0:14.57 [7] (0:14.57)
Average Speed [km/h]	36.3	46.1	46.5	47.7	45.2	43.8	44.8	45.0	46.1	49.7	50.3	48.9	48.7
Top Speed [km/h]	46.1	47.5	48.7	50.3	46.5	44.6	45.3	46.3	48.2	50.9	51.0	50.1	50.3
Avg. Dist. to Rail [m]	2.1	0.7	0.7	2.6	2.8	2.6	5.1	2.7	2.6	3.9	3.3	4.7	8.4



- [] Ranking at each section and finish
- :-:- No data available at this section
- NA No data available

Horse/Jockey Name	Something Else/P C Nairn
Finish Rank	7
Fastest Section Time (Section)	0:14.12 (200-0)
Top Speed [km/h] (Section)	51.0 (600-400)
Race State	Finished



NZ Metropolitan Trotting Club Inc Harness

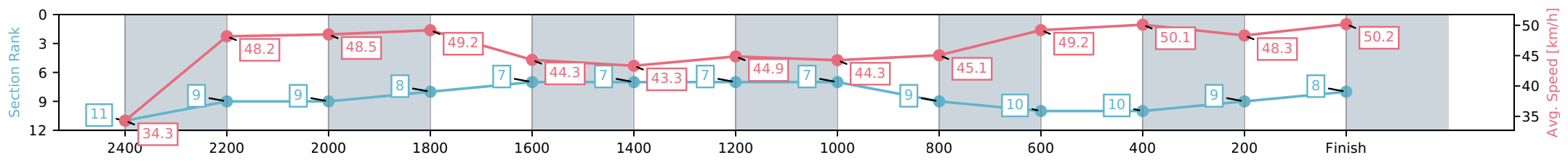
Race 3: TYRE GENERAL TROT - 2600m

30 January 2026 - 6:07PM

Weather: Fine



Section	L2600	L2400	L2200	L2000	L1800	L1600	L1400	L1200	L1000	L800	L600	L400	L200
Section Times	3:25.80 (0:21.00)	3:04.80 [9] (0:15.22)	2:49.58 [9] (0:14.96)	2:34.63 [8] (0:14.65)	2:19.98 [7] (0:16.36)	2:03.62 [7] (0:16.73)	1:46.89 [7] (0:16.05)	1:30.84 [7] (0:16.42)	1:14.42 [9] (0:16.08)	0:58.34 [10] (0:14.64)	0:43.71 [10] (0:14.57)	0:29.14 [9] (0:15.01)	0:14.12 [8] (0:14.12)
Average Speed [km/h]	34.3	48.2	48.5	49.2	44.3	43.3	44.9	44.3	45.1	49.2	50.1	48.3	50.2
Top Speed [km/h]	47.0	49.9	50.0	50.2	48.2	44.3	45.7	45.7	46.9	50.7	51.0	49.2	50.8
Avg. Dist. to Rail [m]	3.5	2.7	1.3	2.2	1.2	1.1	3.7	1.3	1.1	2.6	2.2	1.2	1.7



- [] Ranking at each section and finish
- :-:- No data available at this section
- NA No data available

Horse/Jockey Name	Aldebaran Redwood/C J DeFilippi
Finish Rank	8
Fastest Section Time (Section)	0:14.33 (200-0)
Top Speed [km/h] (Section)	51.5 (600-400)
Race State	Finished



NZ Metropolitan Trotting Club Inc Harness

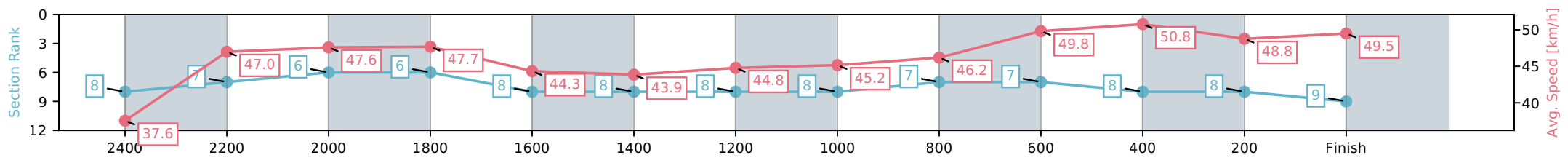
Race 3: TYRE GENERAL TROT - 2600m

30 January 2026 - 6:07PM

Weather: Fine



Section	L2600	L2400	L2200	L2000	L1800	L1600	L1400	L1200	L1000	L800	L600	L400	L200
Section Times	3:25.91 (0:19.50)	3:06.41 [7] (0:15.64)	2:50.77 [6] (0:15.41)	2:35.37 [6] (0:15.11)	2:20.26 [8] (0:16.60)	2:03.66 [8] (0:16.74)	1:46.92 [8] (0:16.08)	1:30.84 [8] (0:16.35)	1:14.50 [7] (0:15.90)	0:58.60 [7] (0:14.45)	0:44.14 [8] (0:14.59)	0:29.56 [8] (0:15.23)	0:14.33 [9] (0:14.33)
Average Speed [km/h]	37.6	47.0	47.6	47.7	44.3	43.9	44.8	45.2	46.2	49.8	50.8	48.8	49.5
Top Speed [km/h]	45.9	48.4	48.6	49.4	47.2	44.9	45.4	46.3	48.3	51.2	51.5	49.9	50.3
Avg. Dist. to Rail [m]	11.1	2.6	2.5	4.3	3.7	2.7	5.3	3.1	2.9	4.5	4.1	5.1	9.6



[] Ranking at each section and finish
 -:-:- No data available at this section
 NA No data available

Horse/Jockey Name	Switch On/S J Ottley
Finish Rank	9
Fastest Section Time (Section)	0:13.54 (800-600)
Top Speed [km/h] (Section)	53.9 (800-600)
Race State	Finished



NZ Metropolitan Trotting Club Inc Harness

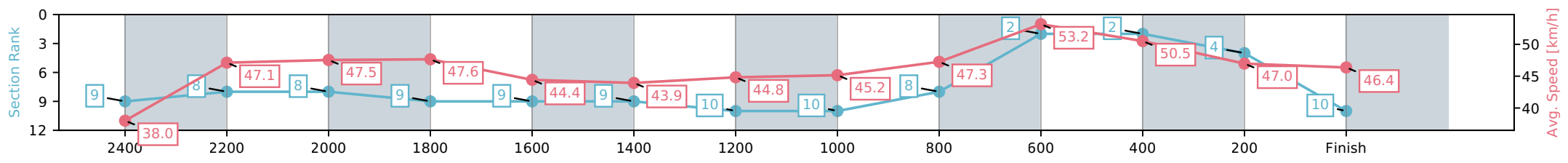
Race 3: TYRE GENERAL TROT - 2600m

30 January 2026 - 6:07PM

Weather: Fine



Section	L2600	L2400	L2200	L2000	L1800	L1600	L1400	L1200	L1000	L800	L600	L400	L200
Section Times	3:26.32 (0:19.77)	3:06.55 [8] (0:15.73)	2:50.82 [8] (0:15.43)	2:35.39 [9] (0:15.11)	2:20.28 [9] (0:16.53)	2:03.74 [9] (0:16.72)	1:47.02 [10] (0:16.06)	1:30.96 [10] (0:16.35)	1:14.60 [8] (0:15.65)	0:58.96 [2] (0:13.54)	0:45.41 [2] (0:14.54)	0:30.87 [4] (0:15.57)	0:15.30 [10] (0:15.30)
Average Speed [km/h]	38.0	47.1	47.5	47.6	44.4	43.9	44.8	45.2	47.3	53.2	50.5	47.0	46.4
Top Speed [km/h]	47.1	48.3	48.7	49.6	46.2	45.2	45.5	46.6	51.8	53.9	52.3	48.5	47.4
Avg. Dist. to Rail [m]	11.4	4.2	2.7	4.5	3.4	2.8	5.4	3.2	3.6	5.7	3.1	2.6	4.2



[] Ranking at each section and finish
 -:-:- No data available at this section
 NA No data available

Horse/Jockey Name	Arden Solitaire/A L Lethaby
Finish Rank	10
Fastest Section Time (Section)	0:14.70 (800-600)
Top Speed [km/h] (Section)	50.1 (600-400)
Race State	Finished



NZ Metropolitan Trotting Club Inc Harness

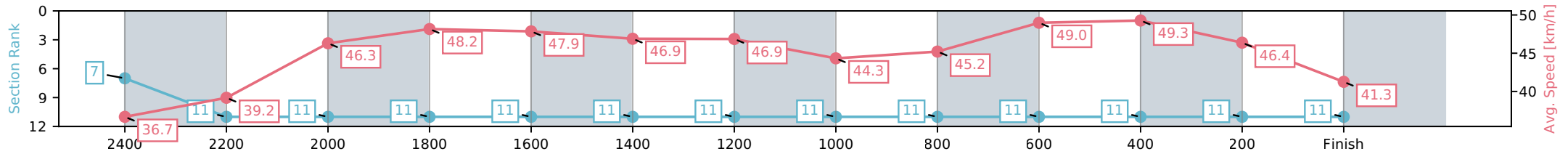
Race 3: TYRE GENERAL TROT - 2600m

30 January 2026 - 6:07PM

Weather: Fine



Section	L2600	L2400	L2200	L2000	L1800	L1600	L1400	L1200	L1000	L800	L600	L400	L200
Section Times	3:30.47 (0:19.49)	3:10.98 [11] (0:19.25)	2:51.73 [11] (0:15.76)	2:35.98 [11] (0:14.95)	2:21.03 [11] (0:15.23)	2:05.80 [11] (0:15.55)	1:50.25 [11] (0:15.36)	1:34.89 [11] (0:16.45)	1:18.44 [11] (0:16.09)	1:02.35 [11] (0:14.70)	0:47.65 [11] (0:14.80)	0:32.85 [11] (0:15.68)	0:17.17 [11] (0:17.17)
Average Speed [km/h]	36.7	39.2	46.3	48.2	47.9	46.9	46.9	44.3	45.2	49.0	49.3	46.4	41.3
Top Speed [km/h]	43.0	44.4	47.6	48.4	48.3	48.3	47.3	45.8	46.5	49.8	50.1	48.0	44.5
Avg. Dist. to Rail [m]	8.5	5.5	2.2	3.0	2.2	1.7	3.7	1.6	1.6	2.9	2.1	1.5	3.1



- [] Ranking at each section and finish
- :-:- No data available at this section
- NA No data available