



NZ Metropolitan Trotting Club Inc Harness

Race 4: 2026 NATIONAL YEARLING SALE 16TH & 18TH FEB MOBILE PACE - 1980m

30 January 2026 - 6:34PM



Weather: Fine

Field Times	2:23.72	2:12.69	1:58.25	1:42.06	1:27.70	1:12.77	0:57.69	0:44.02
(Race Tempo)	(0:11.03)	(0:14.44)	(0:16.19)	(0:14.36)	(0:14.93)	(0:15.08)	(0:13.67)	(0:14.40)

Rank	TAB#	Horse	Overall Time	First 400m	Top Speed km/h (Section)	L1980	L1800	L1600	L1400	L1200	L1000	L800	L600
	(BAR#)	Driver	Margin (DT-W)	Last 600m	Fastest Section (Time)	Start - 1800	1800 - 1600	1600 - 1400	1400 - 1200	1200 - 1000	1000 - 800	800 - 600	600 - 400
1	8	Ukraine	2:23.72	0:29.51	58.1 (800-600)	2:23.72	2:11.84 [6]	1:56.30 [9]	1:40.24 [9]	1:26.17 [9]	1:11.39 [9]	0:56.75 [7]	0:44.02 [1]
	(8)	S W Hill		0:44.02	800-600 (0:12.73)	(0:11.88)	(0:15.54)	(0:16.06)	(0:14.07)	(0:14.78)	(0:14.64)	(0:12.73)	(0:14.40)
2	4	My Wingman	2:23.76	0:27.59	58.0 (1980 - 1800)	2:23.76	2:12.73 [1]	1:58.29 [1]	1:42.10 [1]	1:27.74 [1]	1:12.81 [1]	0:57.73 [1]	0:43.79 [2]
	(4)	B N Orange	0.2L (-19)	0:43.79	800-600 (0:13.95)	(0:11.03)	(0:14.44)	(0:16.19)	(0:14.36)	(0:14.93)	(0:15.08)	(0:13.95)	(0:14.42)
3	5	Jukebox Gypsy	2:25.14	0:28.61	54.4 (1980 - 1800)	2:25.14	2:13.47 [5]	1:58.60 [5]	1:42.77 [5]	1:28.59 [4]	1:13.72 [4]	0:58.72 [4]	0:44.72 [5]
	(5)	S E O'Reilly	7.9L (-2)	0:44.71	800-600 (0:14.00)	(0:11.67)	(0:14.88)	(0:15.83)	(0:14.18)	(0:14.87)	(0:15.00)	(0:14.00)	(0:14.49)
4	1	Didjaseemiki	2:25.17	0:28.19	55.5 (1980 - 1800)	2:25.17	2:13.70 [3]	1:59.07 [3]	1:42.85 [4]	1:28.45 [5]	1:13.58 [5]	0:58.47 [5]	0:44.46 [6]
	(1)	R D Close	8.1L (-15)	0:44.46	800-600 (0:14.01)	(0:11.47)	(0:14.63)	(0:16.22)	(0:14.39)	(0:14.87)	(0:15.12)	(0:14.01)	(0:14.50)
5	9	Sweet Willow	2:25.47	0:28.57	54.1 (1980 - 1800)	2:25.47	2:13.52 [7]	1:58.63 [7]	1:42.80 [6]	1:28.59 [6]	1:13.76 [6]	0:58.75 [6]	0:44.75 [7]
	(U1)	W J House	9.7L (+3)	0:44.75	800-600 (0:14.00)	(0:11.95)	(0:14.90)	(0:15.83)	(0:14.21)	(0:14.82)	(0:15.01)	(0:14.00)	(0:14.50)
6	3	Art Jordan	2:25.70	0:28.26	55.1 (1980 - 1800)	2:25.70	2:14.12 [4]	1:59.49 [4]	1:43.76 [2]	1:29.57 [2]	1:14.63 [2]	0:59.63 [2]	0:45.59 [3]
	(3)	C J Dalgety	11.0L (-5)	0:45.59	800-600 (0:14.04)	(0:11.58)	(0:14.63)	(0:15.73)	(0:14.19)	(0:14.94)	(0:15.00)	(0:14.04)	(0:14.59)
7	10	Lily's A Star	2:25.91	0:28.20	53.5 (1980 - 1800)	2:25.91	2:13.64 [9]	1:59.35 [6]	1:43.20 [7]	1:28.70 [7]	1:13.95 [7]	0:58.88 [9]	0:44.87 [9]
	(U2)	S J Thornley	12.2L (-12)	0:44.87	800-600 (0:14.01)	(0:12.28)	(0:14.28)	(0:16.16)	(0:14.50)	(0:14.74)	(0:15.07)	(0:14.01)	(0:14.49)
8	6	Ar Gee Rulz	2:25.91	0:29.21	53.4 (1400-1200)	2:25.91	2:13.69 [8]	1:58.73 [8]	1:42.77 [8]	1:28.64 [8]	1:13.89 [8]	0:58.90 [8]	0:44.88 [8]
	(6)	B T Hope	12.2L (+6)	0:44.88	800-600 (0:14.01)	(0:12.22)	(0:14.96)	(0:15.97)	(0:14.12)	(0:14.76)	(0:14.99)	(0:14.01)	(0:14.53)
9	2	Gem N Em	2:26.07	0:27.91	56.6 (1980 - 1800)	2:26.07	2:14.90 [2]	2:00.31 [2]	1:44.10 [3]	1:29.76 [3]	1:14.83 [3]	0:59.73 [3]	0:45.70 [4]
	(2)	D L Dolan	13.1L (-20)	0:45.70	800-600 (0:14.03)	(0:11.17)	(0:14.59)	(0:16.20)	(0:14.34)	(0:14.93)	(0:15.10)	(0:14.03)	(0:14.56)

Scratched: Gatecrasher (#7)

Report Created: Fri 30 January 2026 (Note: Timing is based on positional data)

[] Position in running at each section and finish
 TAB# Saddle cloth number
 -:-:- No data available at this section
 BAR# Barrier/Gate Position
 NA No data available
 DNF Did not finish
 DNT Did not track
 DT-W Distance travelled compared to winner in metres

Fastest split
 Fastest section



NZ Metropolitan Trotting Club Inc Harness
 Race 4: 2026 NATIONAL YEARLING SALE 16TH & 18TH FEB MOBILE PACE - 1980m
 30 January 2026 - 6:34PM



Weather: Fine

Field Times 0:29.62 0:15.00
 (Race Tempo) (0:14.62) (0:15.00)

Rank	TAB#	Horse	Overall Time	First 400m	Top Speed km/h (Section)	L400	L200						
	(BAR#)	Driver	Margin (DT-W)	Last 600m	Fastest Section (Time)	400 - 200	200 - Finish						
1	8	Ukraine	2:23.72	0:29.51	58.1 (800-600)	0:29.62 [1]	0:15.00 [1]						
	(8)	S W Hill		0:44.02	800-600 (0:12.73)	(0:14.62)	(0:15.00)						
2	4	My Wingman	2:23.76	0:27.59	58.0 (1980 - 1800)	0:29.37 [2]	0:14.76 [2]						
	(4)	B N Orange	0.2L (-19)	0:43.79	800-600 (0:13.95)	(0:14.61)	(0:14.76)						
3	5	Jukebox Gypsy	2:25.14	0:28.61	54.4 (1980 - 1800)	0:30.22 [4]	0:15.29 [3]						
	(5)	S E O'Reilly	7.9L (-2)	0:44.71	800-600 (0:14.00)	(0:14.93)	(0:15.29)						
4	1	Didjaseemiki	2:25.17	0:28.19	55.5 (1980 - 1800)	0:29.96 [6]	0:15.05 [5]						
	(1)	R D Close	8.1L (-15)	0:44.46	800-600 (0:14.01)	(0:14.91)	(0:15.05)						
5	9	Sweet Willow	2:25.47	0:28.57	54.1 (1980 - 1800)	0:30.26 [7]	0:15.26 [7]						
	(U1)	W J House	9.7L (+3)	0:44.75	800-600 (0:14.00)	(0:14.99)	(0:15.26)						
6	3	Art Jordan	2:25.70	0:28.26	55.1 (1980 - 1800)	0:31.00 [3]	0:15.74 [4]						
	(3)	C J Dalgety	11.0L (-5)	0:45.59	800-600 (0:14.04)	(0:15.26)	(0:15.74)						
7	10	Lily's A Star	2:25.91	0:28.20	53.5 (1980 - 1800)	0:30.38 [8]	0:15.45 [8]						
	(U2)	S J Thornley	12.2L (-12)	0:44.87	800-600 (0:14.01)	(0:14.93)	(0:15.45)						
8	6	Ar Gee Rulz	2:25.91	0:29.21	53.4 (1400-1200)	0:30.35 [9]	0:15.38 [9]						
	(6)	B T Hope	12.2L (+6)	0:44.88	800-600 (0:14.01)	(0:14.97)	(0:15.38)						
9	2	Gem N Em	2:26.07	0:27.91	56.6 (1980 - 1800)	0:31.14 [5]	0:15.88 [6]						
	(2)	D L Dolan	13.1L (-20)	0:45.70	800-600 (0:14.03)	(0:15.26)	(0:15.88)						

Scratched: Gatecrasher (#7)

- [] Position in running at each section and finish TAB# Saddle cloth number
- :-:- No data available at this section BAR# Barrier/Gate Position
- NA No data available DNF Did not finish
- DNT Did not track DT-W Distance travelled compared to winner in metres

- Fastest split
- Fastest section

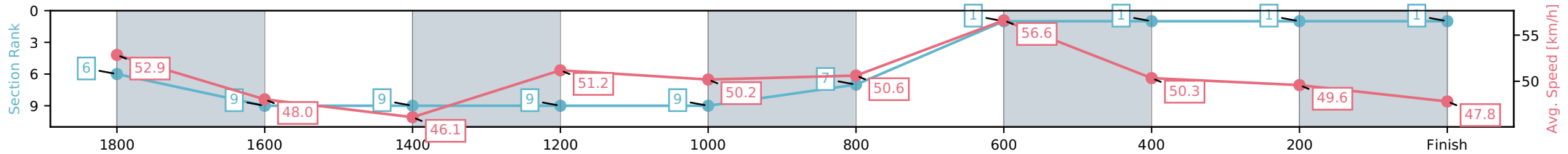
Horse/Jockey Name	Ukraine/S W Hill
Finish Rank	1
Fastest Section Time (Section)	0:12.73 (800-600)
Top Speed [km/h] (Section)	58.1 (800-600)
Race State	Finished



NZ Metropolitan Trotting Club Inc Harness
 Race 4: 2026 NATIONAL YEARLING SALE 16TH & 18TH FEB
 MOBILE PACE - 1980m
 30 January 2026 - 6:34PM
 Weather: Fine



Section	L1980	L1800	L1600	L1400	L1200	L1000	L800	L600	L400	L200
Section Times	2:23.72 (0:11.88)	2:11.84 [9] (0:15.54)	1:56.30 [9] (0:16.06)	1:40.24 [9] (0:14.07)	1:26.17 [9] (0:14.78)	1:11.39 [7] (0:14.64)	0:56.75 [1] (0:12.73)	0:44.02 [1] (0:14.40)	0:29.62 [1] (0:14.62)	0:15.00 [1] (0:15.00)
Average Speed [km/h]	52.9	48.0	46.1	51.2	50.2	50.6	56.6	50.3	49.6	47.8
Top Speed [km/h]	53.9	50.7	47.1	53.3	52.7	55.1	58.1	53.8	50.0	49.8
Avg. Dist. to Rail [m]	10.2	5.7	3.6	5.7	3.7	3.8	4.7	1.0	1.3	3.5



- [] Ranking at each section and finish
- :-:- No data available at this section
- NA No data available

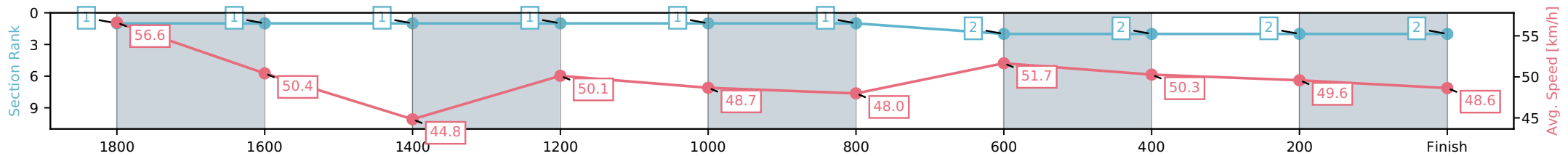
Horse/Jockey Name	My Wingman/B N Orange
Finish Rank	2
Fastest Section Time (Section)	0:13.95 (800-600)
Top Speed [km/h] (Section)	58.0 (1980 - 1800)
Race State	Finished



NZ Metropolitan Trotting Club Inc Harness
 Race 4: 2026 NATIONAL YEARLING SALE 16TH & 18TH FEB
 MOBILE PACE - 1980m
 30 January 2026 - 6:34PM
 Weather: Fine



Section	L1980	L1800	L1600	L1400	L1200	L1000	L800	L600	L400	L200
Section Times	2:23.76 (0:11.03)	2:12.73 [1] (0:14.44)	1:58.29 [1] (0:16.19)	1:42.10 [1] (0:14.36)	1:27.74 [1] (0:14.93)	1:12.81 [1] (0:15.08)	0:57.73 [2] (0:13.95)	0:43.79 [2] (0:14.42)	0:29.37 [2] (0:14.61)	0:14.76 [2] (0:14.76)
Average Speed [km/h]	56.6	50.4	44.8	50.1	48.7	48.0	51.7	50.3	49.6	48.6
Top Speed [km/h]	58.0	55.7	46.6	52.6	49.5	49.8	53.0	52.4	50.7	50.7
Avg. Dist. to Rail [m]	5.4	2.2	1.2	2.8	1.2	0.9	1.5	1.1	1.1	1.8



[] Ranking at each section and finish
 -:-:- No data available at this section
 NA No data available

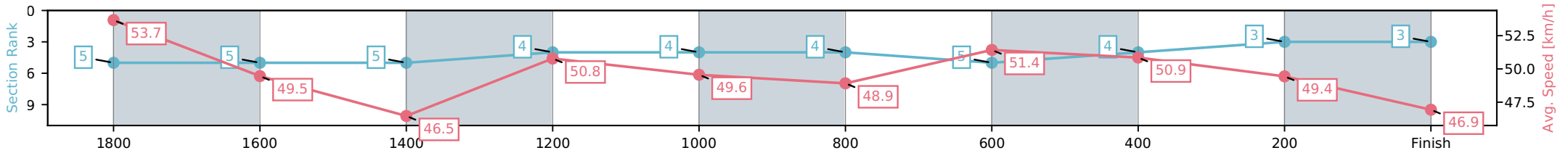
Horse/Jockey Name	Jukebox Gypsy/S E O'Reilly
Finish Rank	3
Fastest Section Time (Section)	0:14.00 (800-600)
Top Speed [km/h] (Section)	54.4 (1980 - 1800)
Race State	Finished



NZ Metropolitan Trotting Club Inc Harness
 Race 4: 2026 NATIONAL YEARLING SALE 16TH & 18TH FEB
 MOBILE PACE - 1980m
 30 January 2026 - 6:34PM
 Weather: Fine



Section	L1980	L1800	L1600	L1400	L1200	L1000	L800	L600	L400	L200
Section Times	2:25.14 (0:11.67)	2:13.47 [5] (0:14.88)	1:58.60 [5] (0:15.83)	1:42.77 [4] (0:14.18)	1:28.59 [4] (0:14.87)	1:13.72 [4] (0:15.00)	0:58.72 [5] (0:14.00)	0:44.72 [4] (0:14.49)	0:30.22 [3] (0:14.93)	0:15.29 [3] (0:15.29)
Average Speed [km/h]	53.7	49.5	46.5	50.8	49.6	48.9	51.4	50.9	49.4	46.9
Top Speed [km/h]	54.4	51.7	47.6	52.9	51.6	50.2	51.9	51.6	50.9	48.6
Avg. Dist. to Rail [m]	7.0	3.7	2.8	4.5	2.9	2.7	3.2	3.1	3.9	5.7



[] Ranking at each section and finish
 -:-:- No data available at this section
 NA No data available

Horse/Jockey Name	Didjaseemiki/R D Close
Finish Rank	4
Fastest Section Time (Section)	0:14.01 (800-600)
Top Speed [km/h] (Section)	55.5 (1980 - 1800)
Race State	Finished



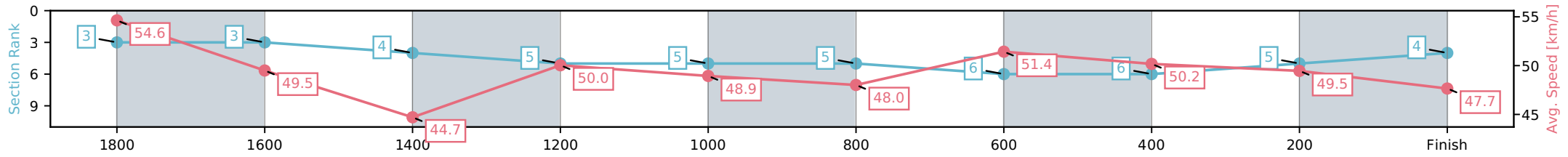
NZ Metropolitan Trotting Club Inc Harness
 Race 4: 2026 NATIONAL YEARLING SALE 16TH & 18TH FEB
 MOBILE PACE - 1980m



30 January 2026 - 6:34PM

Weather: Fine

Section	L1980	L1800	L1600	L1400	L1200	L1000	L800	L600	L400	L200
Section Times	2:25.17 (0:11.47)	2:13.70 [3] (0:14.63)	1:59.07 [4] (0:16.22)	1:42.85 [5] (0:14.39)	1:28.45 [5] (0:14.87)	1:13.58 [5] (0:15.12)	0:58.47 [6] (0:14.01)	0:44.46 [6] (0:14.50)	0:29.96 [5] (0:14.91)	0:15.05 [4] (0:15.05)
Average Speed [km/h]	54.6	49.5	44.7	50.0	48.9	48.0	51.4	50.2	49.5	47.7
Top Speed [km/h]	55.5	54.5	46.0	52.2	51.3	49.9	52.3	51.7	50.7	49.3
Avg. Dist. to Rail [m]	1.6	1.1	1.2	2.6	1.4	1.2	1.7	1.5	4.0	7.1



[] Ranking at each section and finish
 -:-:- No data available at this section
 NA No data available

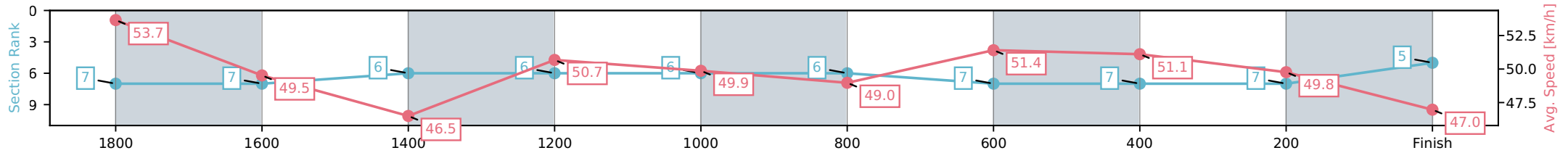
Horse/Jockey Name	Sweet Willow/W J House
Finish Rank	5
Fastest Section Time (Section)	0:14.00 (800-600)
Top Speed [km/h] (Section)	54.1 (1980 - 1800)
Race State	Finished



NZ Metropolitan Trotting Club Inc Harness
 Race 4: 2026 NATIONAL YEARLING SALE 16TH & 18TH FEB
 MOBILE PACE - 1980m
 30 January 2026 - 6:34PM
 Weather: Fine



Section	L1980	L1800	L1600	L1400	L1200	L1000	L800	L600	L400	L200
Section Times	2:25.47 (0:11.95)	2:13.52 [7] (0:14.90)	1:58.63 [6] (0:15.83)	1:42.80 [6] (0:14.21)	1:28.59 [6] (0:14.82)	1:13.76 [6] (0:15.01)	0:58.75 [7] (0:14.00)	0:44.75 [7] (0:14.50)	0:30.26 [7] (0:14.99)	0:15.26 [5] (0:15.26)
Average Speed [km/h]	53.7	49.5	46.5	50.7	49.9	49.0	51.4	51.1	49.8	47.0
Top Speed [km/h]	54.1	52.4	47.8	52.8	52.0	50.2	51.9	51.7	51.2	49.0
Avg. Dist. to Rail [m]	6.5	3.8	3.0	4.7	3.2	2.9	3.4	3.6	5.8	8.9



- [] Ranking at each section and finish
- :-:- No data available at this section
- NA No data available

Horse/Jockey Name	Art Jordan/C J Dalgety
Finish Rank	6
Fastest Section Time (Section)	0:14.04 (800-600)
Top Speed [km/h] (Section)	55.1 (1980 - 1800)
Race State	Finished



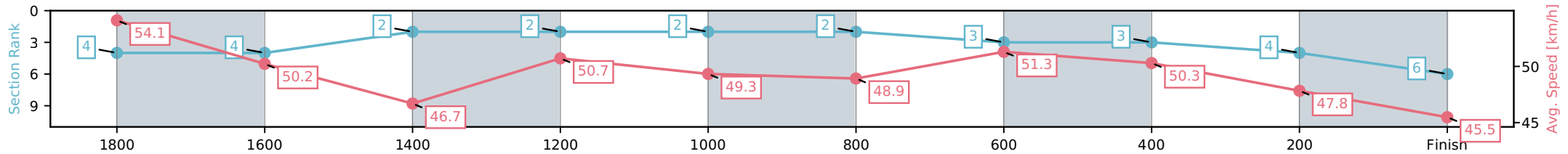
NZ Metropolitan Trotting Club Inc Harness
 Race 4: 2026 NATIONAL YEARLING SALE 16TH & 18TH FEB
 MOBILE PACE - 1980m



30 January 2026 - 6:34PM

Weather: Fine

Section	L1980	L1800	L1600	L1400	L1200	L1000	L800	L600	L400	L200
Section Times	2:25.70 (0:11.58)	2:14.12 [4] (0:14.63)	1:59.49 [2] (0:15.73)	1:43.76 [2] (0:14.19)	1:29.57 [2] (0:14.94)	1:14.63 [2] (0:15.00)	0:59.63 [3] (0:14.04)	0:45.59 [3] (0:14.59)	0:31.00 [4] (0:15.26)	0:15.74 [6] (0:15.74)
Average Speed [km/h]	54.1	50.2	46.7	50.7	49.3	48.9	51.3	50.3	47.8	45.5
Top Speed [km/h]	55.1	53.5	48.5	51.3	50.7	49.9	52.0	51.9	49.3	47.4
Avg. Dist. to Rail [m]	4.5	3.2	2.7	4.4	2.9	2.7	3.0	2.6	2.2	3.8



- [] Ranking at each section and finish
- :-:- No data available at this section
- NA No data available

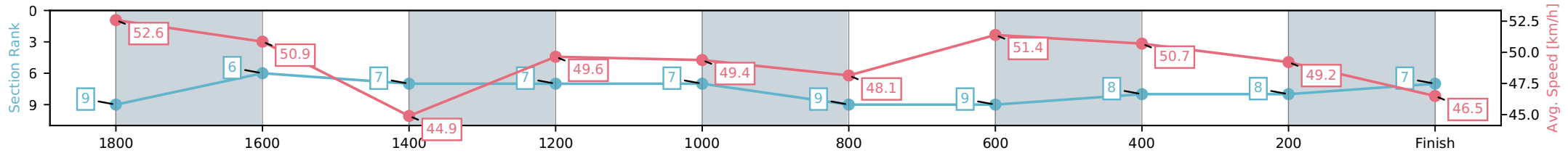
Horse/Jockey Name	Lily's A Star/S J Thornley
Finish Rank	7
Fastest Section Time (Section)	0:14.01 (800-600)
Top Speed [km/h] (Section)	53.5 (1980 - 1800)
Race State	Finished



NZ Metropolitan Trotting Club Inc Harness
 Race 4: 2026 NATIONAL YEARLING SALE 16TH & 18TH FEB
 MOBILE PACE - 1980m
 30 January 2026 - 6:34PM
 Weather: Fine



Section	L1980	L1800	L1600	L1400	L1200	L1000	L800	L600	L400	L200
Section Times	2:25.91 (0:12.28)	2:13.64 [6] (0:14.28)	1:59.35 [7] (0:16.16)	1:43.20 [7] (0:14.50)	1:28.70 [7] (0:14.74)	1:13.95 [9] (0:15.07)	0:58.88 [9] (0:14.01)	0:44.87 [8] (0:14.49)	0:30.38 [8] (0:14.93)	0:15.45 [7] (0:15.45)
Average Speed [km/h]	52.6	50.9	44.9	49.6	49.4	48.1	51.4	50.7	49.2	46.5
Top Speed [km/h]	53.5	52.8	46.6	52.7	52.8	50.0	52.1	51.8	50.1	48.5
Avg. Dist. to Rail [m]	7.6	2.1	1.2	2.9	1.4	1.2	1.9	2.6	2.7	5.8



- [] Ranking at each section and finish
- :-:- No data available at this section
- NA No data available

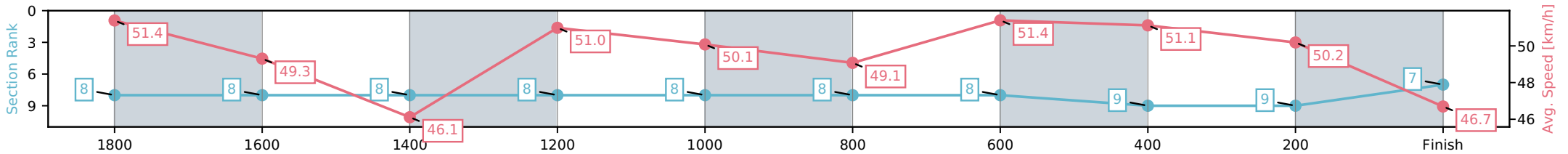
Horse/Jockey Name	Ar Gee Rulz/B T Hope
Finish Rank	8
Fastest Section Time (Section)	0:14.01 (800-600)
Top Speed [km/h] (Section)	53.4 (1400-1200)
Race State	Finished



NZ Metropolitan Trotting Club Inc Harness
 Race 4: 2026 NATIONAL YEARLING SALE 16TH & 18TH FEB
 MOBILE PACE - 1980m
 30 January 2026 - 6:34PM
 Weather: Fine



Section	L1980	L1800	L1600	L1400	L1200	L1000	L800	L600	L400	L200
Section Times	2:25.91 (0:12.22)	2:13.69 [8] (0:14.96)	1:58.73 [8] (0:15.97)	1:42.77 [8] (0:14.12)	1:28.64 [8] (0:14.76)	1:13.89 [8] (0:14.99)	0:58.90 [8] (0:14.01)	0:44.88 [9] (0:14.53)	0:30.35 [9] (0:14.97)	0:15.38 [7] (0:15.38)
Average Speed [km/h]	51.4	49.3	46.1	51.0	50.1	49.1	51.4	51.1	50.2	46.7
Top Speed [km/h]	52.1	51.4	47.7	53.4	53.2	50.4	52.2	52.0	52.2	48.9
Avg. Dist. to Rail [m]	8.6	4.0	3.0	4.6	3.3	2.9	3.4	3.9	6.8	9.3



[] Ranking at each section and finish
 -:-:- No data available at this section
 NA No data available

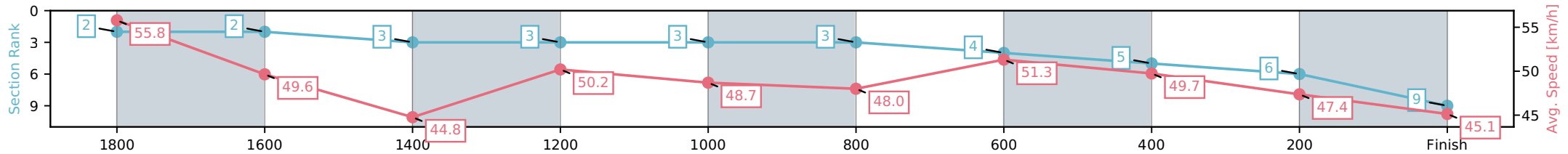
Horse/Jockey Name	Gem N Em/D L Dolan
Finish Rank	9
Fastest Section Time (Section)	0:14.03 (800-600)
Top Speed [km/h] (Section)	56.6 (1980 - 1800)
Race State	Finished



NZ Metropolitan Trotting Club Inc Harness
 Race 4: 2026 NATIONAL YEARLING SALE 16TH & 18TH FEB
 MOBILE PACE - 1980m
 30 January 2026 - 6:34PM
 Weather: Fine



Section	L1980	L1800	L1600	L1400	L1200	L1000	L800	L600	L400	L200
Section Times	2:26.07 (0:11.17)	2:14.90 [2] (0:14.59)	2:00.31 [3] (0:16.20)	1:44.10 [3] (0:14.34)	1:29.76 [3] (0:14.93)	1:14.83 [3] (0:15.10)	0:59.73 [4] (0:14.03)	0:45.70 [5] (0:14.56)	0:31.14 [6] (0:15.26)	0:15.88 [9] (0:15.88)
Average Speed [km/h]	55.8	49.6	44.8	50.2	48.7	48.0	51.3	49.7	47.4	45.1
Top Speed [km/h]	56.6	54.3	46.2	52.4	50.1	49.8	51.8	51.5	48.3	47.4
Avg. Dist. to Rail [m]	2.9	1.2	1.1	2.8	1.2	1.1	1.5	1.0	0.8	2.1



- [] Ranking at each section and finish
- :-:- No data available at this section
- NA No data available