



NZ Metropolitan Trotting Club Inc Harness
 Race 5: ALDEBARAN PARK HANDICAP TROT - 2600m
 30 January 2026 - 7:01PM



Weather: Fine

Field Times (Race Tempo) 3:23.11 (0:17.30) 3:05.81 (0:15.83) 2:49.98 (0:15.35) 2:34.62 (0:15.56) 2:19.06 (0:16.06) 2:03.00 (0:16.54) 1:46.46 (0:15.95) 1:30.52 (0:15.66)

| Rank | TAB# | Horse | Overall Time | First 400m | Top Speed km/h (Section) | L2600 | L2400 | L2200 | L2000 | L1800 | L1600 | L1400 | L1200 |
|------|--------|-------------------|---------------|------------|--------------------------|--------------|-------------|-------------|-------------|-------------|-------------|-------------|-------------|
| | (BAR#) | Driver | Margin (DT-W) | Last 600m | Fastest Section (Time) | Start - 2400 | 2400 - 2200 | 2200 - 2000 | 2000 - 1800 | 1800 - 1600 | 1600 - 1400 | 1400 - 1200 | 1200 - 1000 |
| 1 | 9 | Wilma's Boy | 3:23.11 | 0:35.43 | 53.3 (400-200) | 3:23.11 | 3:04.07 [8] | 2:47.68 [9] | 2:31.93 [9] | 2:16.62 [9] | 2:01.07 [9] | 1:45.16 [8] | 1:29.27 [8] |
| | (U1) | R J Butt | | 0:43.35 | 400-200 (0:14.22) | (0:19.04) | (0:16.39) | (0:15.75) | (0:15.31) | (0:15.55) | (0:15.91) | (0:15.90) | (0:15.64) |
| 2 | 1 | One Over Da Line | 3:23.14 | 0:33.13 | 50.7 (200-0) | 3:23.14 | 3:05.84 [1] | 2:50.01 [1] | 2:34.27 [2] | 2:18.70 [2] | 2:02.65 [2] | 1:46.14 [3] | 1:30.21 [3] |
| | (1) | John R Dunn | 0.2L (-27) | 0:44.20 | 200-0 (0:14.51) | (0:17.30) | (0:15.83) | (0:15.74) | (0:15.57) | (0:16.05) | (0:16.51) | (0:15.94) | (0:15.65) |
| 3 | 8 | Helloveamoment | 3:23.17 | 0:35.07 | 52.1 (400-200) | 3:23.17 | 3:04.06 [9] | 2:48.10 [8] | 2:32.35 [8] | 2:17.04 [8] | 2:01.50 [8] | 1:45.56 [6] | 1:29.66 [6] |
| | (2) | R D Close | 0.3L (-4) | 0:43.73 | 400-200 (0:14.43) | (0:19.10) | (0:15.97) | (0:15.74) | (0:15.32) | (0:15.54) | (0:15.94) | (0:15.90) | (0:15.65) |
| 4 | 4 | MM Sunshine | 3:23.24 | 0:33.33 | 50.5 (2200-2000) | 3:23.24 | 3:05.70 [2] | 2:49.91 [2] | 2:34.76 [1] | 2:19.19 [1] | 2:03.13 [1] | 1:46.59 [1] | 1:30.64 [1] |
| | (4) | R D Holmes | 0.7L (-25) | 0:44.63 | 600-400 (0:14.83) | (0:17.54) | (0:15.79) | (0:15.16) | (0:15.56) | (0:16.06) | (0:16.54) | (0:15.94) | (0:15.66) |
| 5 | 2 | Wanna Play A Game | 3:23.27 | 0:33.56 | 50.8 (200-0) | 3:23.27 | 3:05.32 [4] | 2:49.71 [3] | 2:34.00 [3] | 2:18.45 [3] | 2:02.44 [3] | 1:45.94 [5] | 1:30.01 [5] |
| | (2) | S J Ottley | 0.9L (-27) | 0:44.00 | 200-0 (0:14.28) | (0:17.95) | (0:15.61) | (0:15.71) | (0:15.55) | (0:16.01) | (0:16.51) | (0:15.92) | (0:15.67) |
| 6 | 5 | Mavis Jones | 3:23.84 | 0:34.67 | 50.6 (1800-1600) | 3:23.84 | 3:05.19 [6] | 2:49.17 [6] | 2:33.37 [7] | 2:18.05 [7] | 2:02.56 [6] | 1:46.56 [4] | 1:30.66 [4] |
| | (5) | B T Hope | 4.0L (-8) | 0:44.73 | 600-400 (0:14.80) | (0:18.65) | (0:16.02) | (0:15.80) | (0:15.32) | (0:15.49) | (0:15.99) | (0:15.90) | (0:15.65) |
| 7 | 7 | Sunny Louis | 3:24.08 | 0:35.04 | 51.8 (400-200) | 3:24.08 | 3:05.12 [7] | 2:49.04 [7] | 2:33.66 [6] | 2:18.39 [6] | 2:02.56 [7] | 1:46.01 [9] | 1:30.06 [9] |
| | (1) | S J Thornley | 5.4L (-22) | 0:44.14 | 400-200 (0:14.45) | (0:18.96) | (0:16.08) | (0:15.38) | (0:15.28) | (0:15.82) | (0:16.56) | (0:15.95) | (0:15.67) |
| 8 | 6 | Royal Del | 3:24.13 | 0:33.93 | 50.1 (400-200) | 3:24.13 | 3:06.19 [3] | 2:50.20 [4] | 2:34.49 [4] | 2:18.98 [4] | 2:02.97 [5] | 1:46.44 [7] | 1:30.53 [7] |
| | (6) | B N Orange | 5.7L (-23) | 0:44.55 | 400-200 (0:14.76) | (0:17.94) | (0:15.99) | (0:15.71) | (0:15.51) | (0:16.01) | (0:16.53) | (0:15.91) | (0:15.69) |
| 9 | 3 | Love Walked In | 3:25.00 | 0:34.29 | 50.0 (600-400) | 3:25.00 | 3:06.72 [5] | 2:50.70 [5] | 2:35.00 [5] | 2:19.52 [5] | 2:04.06 [4] | 1:48.07 [2] | 1:32.16 [2] |
| | (3) | H M Sail | 10.5L (-10) | 0:46.19 | 600-400 (0:14.77) | (0:18.28) | (0:16.01) | (0:15.71) | (0:15.47) | (0:15.46) | (0:15.99) | (0:15.91) | (0:15.64) |

[] Position in running at each section and finish
 TAB# Saddle cloth number
 -:-:- No data available at this section
 BAR# Barrier/Gate Position
 NA No data available
 DNF Did not finish
 DNT Did not track
 DT-W Distance travelled compared to winner in metres

Fastest split
 Fastest section



NZ Metropolitan Trotting Club Inc Harness
 Race 5: ALDEBARAN PARK HANDICAP TROT - 2600m
 30 January 2026 - 7:01PM



Weather: Fine

Field Times
 (Race Tempo) 1:14.85 0:59.38 0:44.50 0:29.67 0:14.71
 (0:15.47) (0:14.88) (0:14.83) (0:14.96) (0:14.71)

| Rank | TAB# | Horse | Overall Time | First 400m | Top Speed km/h (Section) | L1000 | L800 | L600 | L400 | L200 | | | |
|------|--------|-------------------|---------------|------------|--------------------------|-------------|-------------|-------------|-------------|--------------|--|--|--|
| | (BAR#) | Driver | Margin (DT-W) | Last 600m | Fastest Section (Time) | 1000 - 800 | 800 - 600 | 600 - 400 | 400 - 200 | 200 - Finish | | | |
| 1 | 9 | Wilma's Boy | 3:23.11 | 0:35.43 | 53.3 (400-200) | 1:13.63 [8] | 0:58.17 [8] | 0:43.35 [8] | 0:28.69 [8] | 0:14.47 [3] | | | |
| | (U1) | R J Butt | | 0:43.35 | 400-200 (0:14.22) | (0:15.46) | (0:14.82) | (0:14.66) | (0:14.22) | (0:14.47) | | | |
| 2 | 1 | One Over Da Line | 3:23.14 | 0:33.13 | 50.7 (200-0) | 1:14.55 [3] | 0:59.08 [3] | 0:44.19 [3] | 0:29.39 [3] | 0:14.51 [2] | | | |
| | (1) | John R Dunn | 0.2L (-27) | 0:44.20 | 200-0 (0:14.51) | (0:15.47) | (0:14.89) | (0:14.81) | (0:14.88) | (0:14.51) | | | |
| 3 | 8 | Helloveamoment | 3:23.17 | 0:35.07 | 52.1 (400-200) | 1:14.01 [6] | 0:58.56 [6] | 0:43.73 [6] | 0:28.94 [6] | 0:14.51 [4] | | | |
| | (2) | R D Close | 0.3L (-4) | 0:43.73 | 400-200 (0:14.43) | (0:15.44) | (0:14.83) | (0:14.79) | (0:14.43) | (0:14.51) | | | |
| 4 | 4 | MM Sunshine | 3:23.24 | 0:33.33 | 50.5 (2200-2000) | 1:14.98 [1] | 0:59.51 [1] | 0:44.63 [1] | 0:29.80 [1] | 0:14.84 [1] | | | |
| | (4) | R D Holmes | 0.7L (-25) | 0:44.63 | 600-400 (0:14.83) | (0:15.47) | (0:14.88) | (0:14.83) | (0:14.96) | (0:14.84) | | | |
| 5 | 2 | Wanna Play A Game | 3:23.27 | 0:33.56 | 50.8 (200-0) | 1:14.34 [5] | 0:58.87 [5] | 0:44.00 [5] | 0:29.20 [5] | 0:14.28 [7] | | | |
| | (2) | S J Ottley | 0.9L (-27) | 0:44.00 | 200-0 (0:14.28) | (0:15.47) | (0:14.86) | (0:14.80) | (0:14.92) | (0:14.28) | | | |
| 6 | 5 | Mavis Jones | 3:23.84 | 0:34.67 | 50.6 (1800-1600) | 1:15.01 [4] | 0:59.56 [4] | 0:44.73 [4] | 0:29.93 [4] | 0:15.03 [5] | | | |
| | (5) | B T Hope | 4.0L (-8) | 0:44.73 | 600-400 (0:14.80) | (0:15.46) | (0:14.82) | (0:14.80) | (0:14.90) | (0:15.03) | | | |
| 7 | 7 | Sunny Louis | 3:24.08 | 0:35.04 | 51.8 (400-200) | 1:14.38 [9] | 0:58.97 [9] | 0:44.14 [9] | 0:29.41 [9] | 0:14.97 [8] | | | |
| | (1) | S J Thornley | 5.4L (-22) | 0:44.14 | 400-200 (0:14.45) | (0:15.41) | (0:14.83) | (0:14.72) | (0:14.45) | (0:14.97) | | | |
| 8 | 6 | Royal Del | 3:24.13 | 0:33.93 | 50.1 (400-200) | 1:14.84 [7] | 0:59.39 [7] | 0:44.55 [7] | 0:29.74 [7] | 0:14.98 [9] | | | |
| | (6) | B N Orange | 5.7L (-23) | 0:44.55 | 400-200 (0:14.76) | (0:15.45) | (0:14.84) | (0:14.81) | (0:14.76) | (0:14.98) | | | |
| 9 | 3 | Love Walked In | 3:25.00 | 0:34.29 | 50.0 (600-400) | 1:16.51 [2] | 1:01.06 [2] | 0:46.19 [2] | 0:31.42 [2] | 0:16.06 [6] | | | |
| | (3) | H M Sail | 10.5L (-10) | 0:46.19 | 600-400 (0:14.77) | (0:15.46) | (0:14.86) | (0:14.77) | (0:15.36) | (0:16.06) | | | |

- [] Position in running at each section and finish TAB# Saddle cloth number
- :-:- No data available at this section BAR# Barrier/Gate Position
- NA No data available DNF Did not finish
- DNT Did not track DT-W Distance travelled compared to winner in metres

- Fastest split
- Fastest section

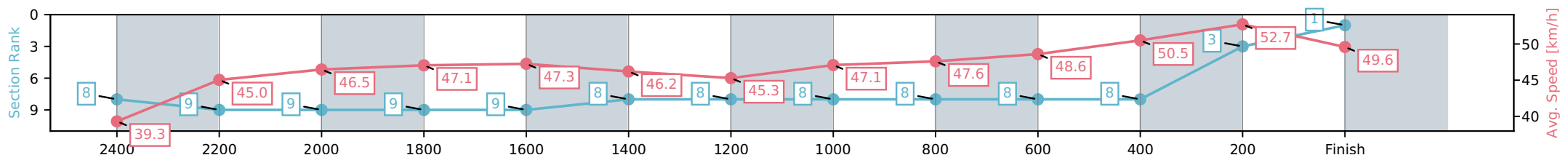
| | |
|--------------------------------|----------------------|
| Horse/Jockey Name | Wilma's Boy/R J Butt |
| Finish Rank | 1 |
| Fastest Section Time (Section) | 0:14.22 (400-200) |
| Top Speed [km/h] (Section) | 53.3 (400-200) |
| Race State | Finished |



NZ Metropolitan Trotting Club Inc Harness
 Race 5: ALDEBARAN PARK HANDICAP TROT - 2600m
 30 January 2026 - 7:01PM
 Weather: Fine



| Section | L2600 | L2400 | L2200 | L2000 | L1800 | L1600 | L1400 | L1200 | L1000 | L800 | L600 | L400 | L200 |
|------------------------|----------------------|--------------------------|--------------------------|--------------------------|--------------------------|--------------------------|--------------------------|--------------------------|--------------------------|--------------------------|--------------------------|--------------------------|--------------------------|
| Section Times | 3:23.11 (0:19.04) | 3:04.07 [9] (0:16.39) | 2:47.68 [9] (0:15.75) | 2:31.93 [9] (0:15.31) | 2:16.62 [9] (0:15.55) | 2:01.07 [8] (0:15.91) | 1:45.16 [8] (0:15.90) | 1:29.27 [8] (0:15.64) | 1:13.63 [8] (0:15.46) | 0:58.17 [8] (0:14.82) | 0:43.35 [8] (0:14.66) | 0:28.69 [3] (0:14.22) | 0:14.47 [1] (0:14.47) |
| Average Speed [km/h] | 39.3 | 45.0 | 46.5 | 47.1 | 47.3 | 46.2 | 45.3 | 47.1 | 47.6 | 48.6 | 50.5 | 52.7 | 49.6 |
| Top Speed [km/h] | 45.5 | 47.0 | 47.6 | 47.9 | 49.8 | 47.8 | 46.1 | 48.2 | 48.5 | 49.3 | 52.9 | 53.3 | 51.9 |
| Avg. Dist. to Rail [m] | 11.3 | 3.4 | 2.4 | 3.7 | 3.4 | 2.9 | 4.6 | 2.9 | 3.0 | 3.9 | 4.0 | 6.3 | 8.4 |



[] Ranking at each section and finish
 -:-:- No data available at this section
 NA No data available

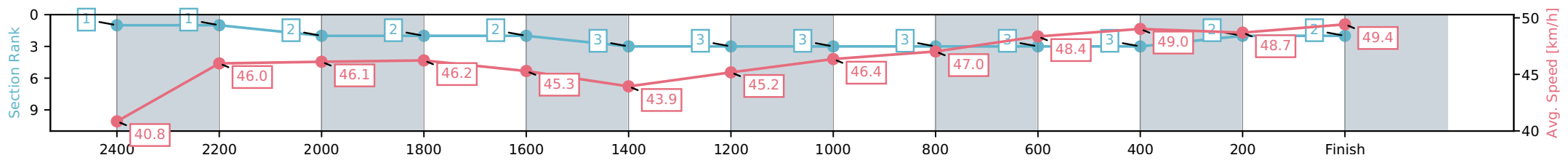
| | |
|--------------------------------|------------------------------|
| Horse/Jockey Name | One Over Da Line/John R Dunn |
| Finish Rank | 2 |
| Fastest Section Time (Section) | 0:14.51 (200-0) |
| Top Speed [km/h] (Section) | 50.7 (200-0) |
| Race State | Finished |



NZ Metropolitan Trotting Club Inc Harness
 Race 5: ALDEBARAN PARK HANDICAP TROT - 2600m
 30 January 2026 - 7:01PM
 Weather: Fine



| Section | L2600 | L2400 | L2200 | L2000 | L1800 | L1600 | L1400 | L1200 | L1000 | L800 | L600 | L400 | L200 |
|------------------------|----------------------|--------------------------|--------------------------|--------------------------|--------------------------|--------------------------|--------------------------|--------------------------|--------------------------|--------------------------|--------------------------|--------------------------|--------------------------|
| Section Times | 3:23.14 (0:17.30) | 3:05.84 [1] (0:15.83) | 2:50.01 [2] (0:15.74) | 2:34.27 [2] (0:15.57) | 2:18.70 [2] (0:16.05) | 2:02.65 [3] (0:16.51) | 1:46.14 [3] (0:15.94) | 1:30.21 [3] (0:15.65) | 1:14.55 [3] (0:15.47) | 0:59.08 [3] (0:14.89) | 0:44.19 [3] (0:14.81) | 0:29.39 [2] (0:14.88) | 0:14.51 [2] (0:14.51) |
| Average Speed [km/h] | 40.8 | 46.0 | 46.1 | 46.2 | 45.3 | 43.9 | 45.2 | 46.4 | 47.0 | 48.4 | 49.0 | 48.7 | 49.4 |
| Top Speed [km/h] | 49.0 | 47.9 | 47.5 | 46.5 | 46.3 | 45.1 | 46.0 | 48.6 | 48.5 | 48.8 | 49.4 | 50.3 | 50.7 |
| Avg. Dist. to Rail [m] | 2.9 | 1.5 | 1.3 | 2.4 | 1.8 | 1.2 | 3.0 | 1.2 | 1.5 | 2.2 | 1.5 | 1.1 | 2.8 |



[] Ranking at each section and finish
 -:-:- No data available at this section
 NA No data available

| | |
|--------------------------------|--------------------------|
| Horse/Jockey Name | Helloveamoment/R D Close |
| Finish Rank | 3 |
| Fastest Section Time (Section) | 0:14.43 (400-200) |
| Top Speed [km/h] (Section) | 52.1 (400-200) |
| Race State | Finished |



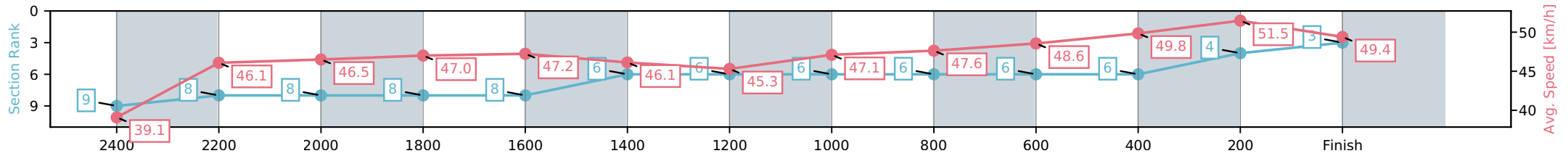
NZ Metropolitan Trotting Club Inc Harness
 Race 5: ALDEBARAN PARK HANDICAP TROT - 2600m



30 January 2026 - 7:01PM

Weather: Fine

| Section | L2600 | L2400 | L2200 | L2000 | L1800 | L1600 | L1400 | L1200 | L1000 | L800 | L600 | L400 | L200 |
|------------------------|----------------------|--------------------------|--------------------------|--------------------------|--------------------------|--------------------------|--------------------------|--------------------------|--------------------------|--------------------------|--------------------------|--------------------------|--------------------------|
| Section Times | 3:23.17 (0:19.10) | 3:04.06 [8] (0:15.97) | 2:48.10 [8] (0:15.74) | 2:32.35 [8] (0:15.32) | 2:17.04 [8] (0:15.54) | 2:01.50 [6] (0:15.94) | 1:45.56 [6] (0:15.90) | 1:29.66 [6] (0:15.65) | 1:14.01 [6] (0:15.44) | 0:58.56 [6] (0:14.83) | 0:43.73 [6] (0:14.79) | 0:28.94 [4] (0:14.43) | 0:14.51 [3] (0:14.51) |
| Average Speed [km/h] | 39.1 | 46.1 | 46.5 | 47.0 | 47.2 | 46.1 | 45.3 | 47.1 | 47.6 | 48.6 | 49.8 | 51.5 | 49.4 |
| Top Speed [km/h] | 47.1 | 47.2 | 47.6 | 47.8 | 50.4 | 47.9 | 46.0 | 48.2 | 48.3 | 49.2 | 51.2 | 52.1 | 50.8 |
| Avg. Dist. to Rail [m] | 5.9 | 2.8 | 2.4 | 3.6 | 3.3 | 2.9 | 4.7 | 3.0 | 3.1 | 3.9 | 3.5 | 4.9 | 6.6 |



- [] Ranking at each section and finish
- :-:- No data available at this section
- NA No data available

| | |
|--------------------------------|------------------------|
| Horse/Jockey Name | MM Sunshine/R D Holmes |
| Finish Rank | 4 |
| Fastest Section Time (Section) | 0:14.83 (600-400) |
| Top Speed [km/h] (Section) | 50.5 (2200-2000) |
| Race State | Finished |



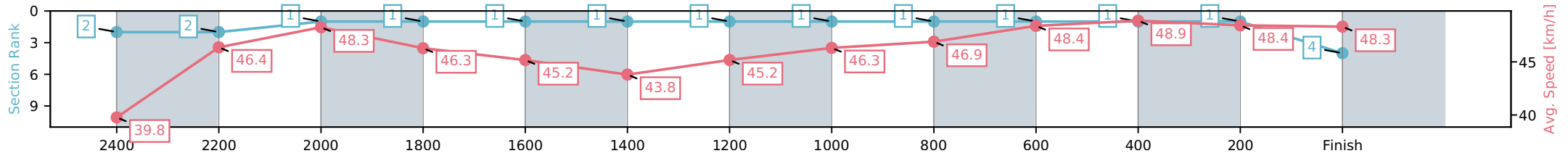
NZ Metropolitan Trotting Club Inc Harness
 Race 5: ALDEBARAN PARK HANDICAP TROT - 2600m



30 January 2026 - 7:01PM

Weather: Fine

| Section | L2600 | L2400 | L2200 | L2000 | L1800 | L1600 | L1400 | L1200 | L1000 | L800 | L600 | L400 | L200 |
|------------------------|----------------------|--------------------------|--------------------------|--------------------------|--------------------------|--------------------------|--------------------------|--------------------------|--------------------------|--------------------------|--------------------------|--------------------------|--------------------------|
| Section Times | 3:23.24 (0:17.54) | 3:05.70 [2] (0:15.79) | 2:49.91 [1] (0:15.16) | 2:34.76 [1] (0:15.56) | 2:19.19 [1] (0:16.06) | 2:03.13 [1] (0:16.54) | 1:46.59 [1] (0:15.94) | 1:30.64 [1] (0:15.66) | 1:14.98 [1] (0:15.47) | 0:59.51 [1] (0:14.88) | 0:44.63 [1] (0:14.83) | 0:29.80 [1] (0:14.96) | 0:14.84 [4] (0:14.84) |
| Average Speed [km/h] | 39.8 | 46.4 | 48.3 | 46.3 | 45.2 | 43.8 | 45.2 | 46.3 | 46.9 | 48.4 | 48.9 | 48.4 | 48.3 |
| Top Speed [km/h] | 46.9 | 48.7 | 50.5 | 46.5 | 46.3 | 45.3 | 46.0 | 48.3 | 48.2 | 48.8 | 49.2 | 49.1 | 48.7 |
| Avg. Dist. to Rail [m] | 5.9 | 2.3 | 2.4 | 2.1 | 1.4 | 1.1 | 3.0 | 1.1 | 1.4 | 2.0 | 1.4 | 1.4 | 4.5 |



- [] Ranking at each section and finish
- :-:- No data available at this section
- NA No data available

| | |
|--------------------------------|------------------------------|
| Horse/Jockey Name | Wanna Play A Game/S J Ottley |
| Finish Rank | 5 |
| Fastest Section Time (Section) | 0:14.28 (200-0) |
| Top Speed [km/h] (Section) | 50.8 (200-0) |
| Race State | Finished |



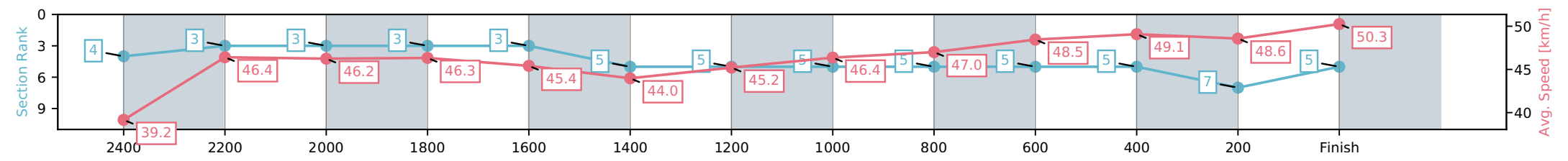
NZ Metropolitan Trotting Club Inc Harness
 Race 5: ALDEBARAN PARK HANDICAP TROT - 2600m



30 January 2026 - 7:01PM

Weather: Fine

| Section | L2600 | L2400 | L2200 | L2000 | L1800 | L1600 | L1400 | L1200 | L1000 | L800 | L600 | L400 | L200 |
|------------------------|----------------------|--------------------------|--------------------------|--------------------------|--------------------------|--------------------------|--------------------------|--------------------------|--------------------------|--------------------------|--------------------------|--------------------------|--------------------------|
| Section Times | 3:23.27 (0:17.95) | 3:05.32 [3] (0:15.61) | 2:49.71 [3] (0:15.71) | 2:34.00 [3] (0:15.55) | 2:18.45 [3] (0:16.01) | 2:02.44 [5] (0:16.51) | 1:45.94 [5] (0:15.92) | 1:30.01 [5] (0:15.67) | 1:14.34 [5] (0:15.47) | 0:58.87 [5] (0:14.86) | 0:44.00 [5] (0:14.80) | 0:29.20 [7] (0:14.92) | 0:14.28 [5] (0:14.28) |
| Average Speed [km/h] | 39.2 | 46.4 | 46.2 | 46.3 | 45.4 | 44.0 | 45.2 | 46.4 | 47.0 | 48.5 | 49.1 | 48.6 | 50.3 |
| Top Speed [km/h] | 49.1 | 49.1 | 47.5 | 46.7 | 46.5 | 45.1 | 46.1 | 48.3 | 48.4 | 49.0 | 49.4 | 50.1 | 50.8 |
| Avg. Dist. to Rail [m] | 3.8 | 0.9 | 1.4 | 2.3 | 1.8 | 1.3 | 3.1 | 1.3 | 1.6 | 2.3 | 1.6 | 1.1 | 1.4 |



[] Ranking at each section and finish
 -:-:- No data available at this section
 NA No data available

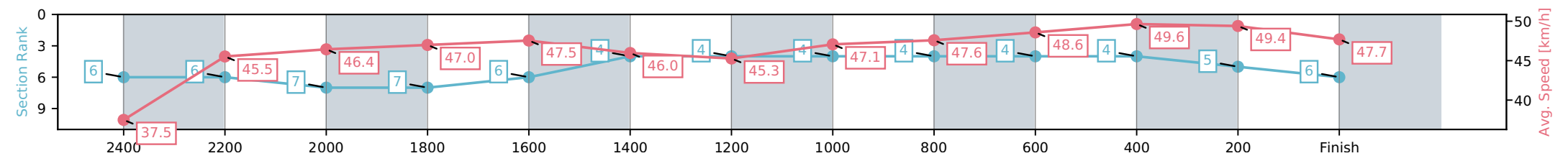
| | |
|--------------------------------|----------------------|
| Horse/Jockey Name | Mavis Jones/B T Hope |
| Finish Rank | 6 |
| Fastest Section Time (Section) | 0:14.80 (600-400) |
| Top Speed [km/h] (Section) | 50.6 (1800-1600) |
| Race State | Finished |



NZ Metropolitan Trotting Club Inc Harness
 Race 5: ALDEBARAN PARK HANDICAP TROT - 2600m
 30 January 2026 - 7:01PM
 Weather: Fine



| Section | L2600 | L2400 | L2200 | L2000 | L1800 | L1600 | L1400 | L1200 | L1000 | L800 | L600 | L400 | L200 |
|------------------------|----------------------|--------------------------|--------------------------|--------------------------|--------------------------|--------------------------|--------------------------|--------------------------|--------------------------|--------------------------|--------------------------|--------------------------|--------------------------|
| Section Times | 3:23.84 (0:18.65) | 3:05.19 [6] (0:16.02) | 2:49.17 [7] (0:15.80) | 2:33.37 [7] (0:15.32) | 2:18.05 [6] (0:15.49) | 2:02.56 [4] (0:15.99) | 1:46.56 [4] (0:15.90) | 1:30.66 [4] (0:15.65) | 1:15.01 [4] (0:15.46) | 0:59.56 [4] (0:14.82) | 0:44.73 [4] (0:14.80) | 0:29.93 [5] (0:14.90) | 0:15.03 [6] (0:15.03) |
| Average Speed [km/h] | 37.5 | 45.5 | 46.4 | 47.0 | 47.5 | 46.0 | 45.3 | 47.1 | 47.6 | 48.6 | 49.6 | 49.4 | 47.7 |
| Top Speed [km/h] | 47.3 | 47.2 | 47.7 | 47.7 | 50.6 | 47.6 | 46.0 | 48.2 | 48.4 | 49.3 | 50.2 | 50.0 | 49.5 |
| Avg. Dist. to Rail [m] | 7.6 | 1.8 | 2.5 | 3.6 | 3.6 | 2.9 | 4.6 | 2.9 | 3.0 | 3.8 | 3.1 | 3.6 | 5.7 |



[] Ranking at each section and finish
 -:-:- No data available at this section
 NA No data available

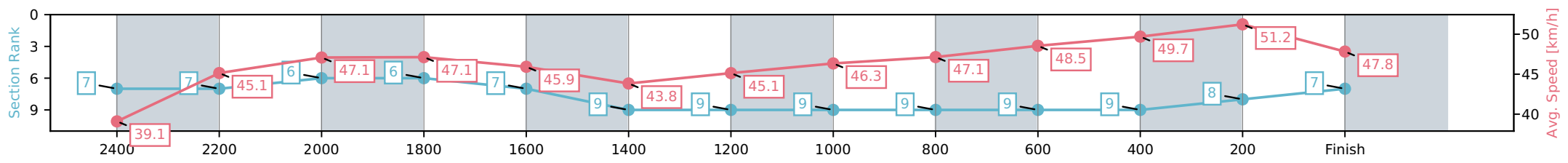
| | |
|--------------------------------|--------------------------|
| Horse/Jockey Name | Sunny Louis/S J Thornley |
| Finish Rank | 7 |
| Fastest Section Time (Section) | 0:14.45 (400-200) |
| Top Speed [km/h] (Section) | 51.8 (400-200) |
| Race State | Finished |



NZ Metropolitan Trotting Club Inc Harness
 Race 5: ALDEBARAN PARK HANDICAP TROT - 2600m
 30 January 2026 - 7:01PM
 Weather: Fine



| Section | L2600 | L2400 | L2200 | L2000 | L1800 | L1600 | L1400 | L1200 | L1000 | L800 | L600 | L400 | L200 |
|------------------------|----------------------|--------------------------|--------------------------|--------------------------|--------------------------|--------------------------|--------------------------|--------------------------|--------------------------|--------------------------|--------------------------|--------------------------|--------------------------|
| Section Times | 3:24.08 (0:18.96) | 3:05.12 [7] (0:16.08) | 2:49.04 [6] (0:15.38) | 2:33.66 [6] (0:15.28) | 2:18.39 [7] (0:15.82) | 2:02.56 [9] (0:16.56) | 1:46.01 [9] (0:15.95) | 1:30.06 [9] (0:15.67) | 1:14.38 [9] (0:15.41) | 0:58.97 [9] (0:14.83) | 0:44.14 [9] (0:14.72) | 0:29.41 [8] (0:14.45) | 0:14.97 [7] (0:14.97) |
| Average Speed [km/h] | 39.1 | 45.1 | 47.1 | 47.1 | 45.9 | 43.8 | 45.1 | 46.3 | 47.1 | 48.5 | 49.7 | 51.2 | 47.8 |
| Top Speed [km/h] | 46.2 | 46.7 | 49.1 | 48.3 | 48.6 | 45.0 | 45.8 | 47.7 | 47.8 | 49.1 | 51.3 | 51.8 | 50.8 |
| Avg. Dist. to Rail [m] | 3.6 | 1.2 | 0.9 | 2.0 | 1.6 | 1.2 | 3.0 | 1.2 | 1.4 | 2.3 | 2.3 | 4.8 | 8.9 |



[] Ranking at each section and finish
 -:-:- No data available at this section
 NA No data available

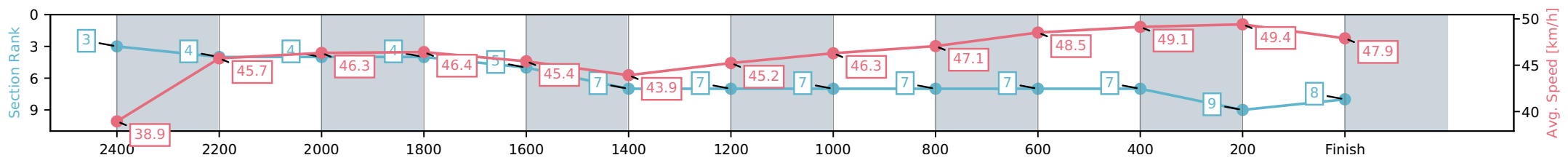
| | |
|--------------------------------|----------------------|
| Horse/Jockey Name | Royal Del/B N Orange |
| Finish Rank | 8 |
| Fastest Section Time (Section) | 0:14.76 (400-200) |
| Top Speed [km/h] (Section) | 50.1 (400-200) |
| Race State | Finished |



NZ Metropolitan Trotting Club Inc Harness
 Race 5: ALDEBARAN PARK HANDICAP TROT - 2600m
 30 January 2026 - 7:01PM
 Weather: Fine



| Section | L2600 | L2400 | L2200 | L2000 | L1800 | L1600 | L1400 | L1200 | L1000 | L800 | L600 | L400 | L200 |
|------------------------|----------------------|--------------------------|--------------------------|--------------------------|--------------------------|--------------------------|--------------------------|--------------------------|--------------------------|--------------------------|--------------------------|--------------------------|--------------------------|
| Section Times | 3:24.13 (0:17.94) | 3:06.19 [4] (0:15.99) | 2:50.20 [4] (0:15.71) | 2:34.49 [4] (0:15.51) | 2:18.98 [5] (0:16.01) | 2:02.97 [7] (0:16.53) | 1:46.44 [7] (0:15.91) | 1:30.53 [7] (0:15.69) | 1:14.84 [7] (0:15.45) | 0:59.39 [7] (0:14.84) | 0:44.55 [7] (0:14.81) | 0:29.74 [9] (0:14.76) | 0:14.98 [8] (0:14.98) |
| Average Speed [km/h] | 38.9 | 45.7 | 46.3 | 46.4 | 45.4 | 43.9 | 45.2 | 46.3 | 47.1 | 48.5 | 49.1 | 49.4 | 47.9 |
| Top Speed [km/h] | 46.9 | 47.4 | 47.8 | 46.9 | 48.2 | 45.1 | 46.0 | 48.3 | 48.3 | 49.0 | 49.8 | 50.1 | 49.3 |
| Avg. Dist. to Rail [m] | 9.3 | 2.2 | 1.8 | 2.3 | 1.8 | 1.3 | 3.1 | 1.2 | 1.6 | 2.3 | 1.8 | 2.2 | 3.3 |



[] Ranking at each section and finish
 -:-:- No data available at this section
 NA No data available

| | |
|--------------------------------|-------------------------|
| Horse/Jockey Name | Love Walked In/H M Sail |
| Finish Rank | 9 |
| Fastest Section Time (Section) | 0:14.77 (600-400) |
| Top Speed [km/h] (Section) | 50.0 (600-400) |
| Race State | Finished |



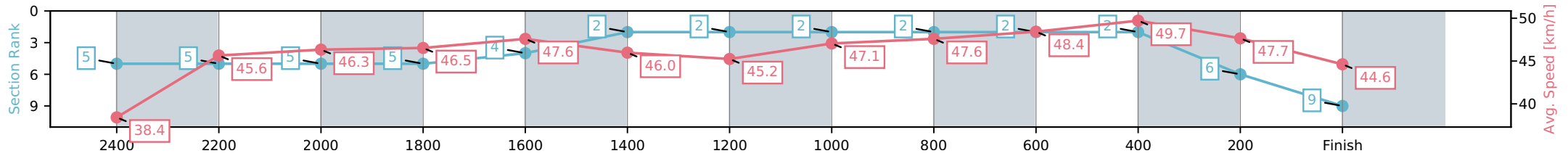
NZ Metropolitan Trotting Club Inc Harness
 Race 5: ALDEBARAN PARK HANDICAP TROT - 2600m



30 January 2026 - 7:01PM

Weather: Fine

| Section | L2600 | L2400 | L2200 | L2000 | L1800 | L1600 | L1400 | L1200 | L1000 | L800 | L600 | L400 | L200 |
|------------------------|----------------------|--------------------------|--------------------------|--------------------------|--------------------------|--------------------------|--------------------------|--------------------------|--------------------------|--------------------------|--------------------------|--------------------------|--------------------------|
| Section Times | 3:25.00 (0:18.28) | 3:06.72 [5] (0:16.01) | 2:50.70 [5] (0:15.71) | 2:35.00 [5] (0:15.47) | 2:19.52 [4] (0:15.46) | 2:04.06 [2] (0:15.99) | 1:48.07 [2] (0:15.91) | 1:32.16 [2] (0:15.64) | 1:16.51 [2] (0:15.46) | 1:01.06 [2] (0:14.86) | 0:46.19 [2] (0:14.77) | 0:31.42 [6] (0:15.36) | 0:16.06 [9] (0:16.06) |
| Average Speed [km/h] | 38.4 | 45.6 | 46.3 | 46.5 | 47.6 | 46.0 | 45.2 | 47.1 | 47.6 | 48.4 | 49.7 | 47.7 | 44.6 |
| Top Speed [km/h] | 47.4 | 47.2 | 47.7 | 47.2 | 49.6 | 47.5 | 45.9 | 48.0 | 48.2 | 49.1 | 50.0 | 49.8 | 45.9 |
| Avg. Dist. to Rail [m] | 5.9 | 2.1 | 1.7 | 2.9 | 3.5 | 2.9 | 4.5 | 2.8 | 3.0 | 3.8 | 3.0 | 2.7 | 4.5 |



[] Ranking at each section and finish
 -:-:- No data available at this section
 NA No data available