



NZ Metropolitan Trotting Club Inc Harness
 Race 9: CONTINENTAL SUMMER TROTting FFA (MOBILE TROT) (Gr3) - 1980m
 30 January 2026 - 8:53PM



Weather: Fine

Field Times (Race Tempo) 2:27.18 2:16.04 2:01.55 1:45.24 1:28.75 1:13.29 0:57.91 0:43.22
 (0:11.13) (0:14.49) (0:16.31) (0:16.49) (0:15.46) (0:15.38) (0:14.70) (0:14.57)

Rank	TAB#	Horse	Overall Time	First 400m	Top Speed km/h (Section)	L1980	L1800	L1600	L1400	L1200	L1000	L800	L600
	(BAR#)	Driver	Margin (DT-W)	Last 600m	Fastest Section (Time)	Start - 1800	1800 - 1600	1600 - 1400	1400 - 1200	1200 - 1000	1000 - 800	800 - 600	600 - 400
1	9	Muscle Mountain	2:27.18	0:27.75	56.9 (1980 - 1800)	2:27.18	2:16.04 [1]	2:01.55 [1]	1:45.24 [1]	1:28.75 [1]	1:13.29 [1]	0:57.91 [1]	0:43.22 [1]
	(9)	B T Hope		0:43.21	200-0 (0:14.27)	(0:11.14)	(0:14.50)	(0:16.31)	(0:16.49)	(0:15.46)	(0:15.38)	(0:14.70)	(0:14.57)
2	6	Empire City	2:27.92	0:28.13	55.9 (1980 - 1800)	2:27.92	2:16.57 [2]	2:01.88 [2]	1:45.63 [2]	1:29.15 [3]	1:13.69 [3]	0:58.32 [3]	0:43.65 [3]
	(6)	Brad Williamson	4.1L (-3)	0:43.64	200-0 (0:14.48)	(0:11.35)	(0:14.69)	(0:16.25)	(0:16.48)	(0:15.46)	(0:15.37)	(0:14.67)	(0:14.62)
3	4	Nellie Doyle	2:27.94	0:28.41	54.7 (1980 - 1800)	2:27.94	2:16.28 [4]	2:01.53 [3]	1:45.28 [3]	1:28.82 [5]	1:13.40 [5]	0:58.01 [5]	0:43.37 [5]
	(4)	B N Orange	4.2L (+1)	0:43.36	200-0 (0:14.17)	(0:11.66)	(0:14.75)	(0:16.25)	(0:16.46)	(0:15.42)	(0:15.39)	(0:14.64)	(0:14.63)
4	8	Midnight Dash	2:28.06	0:29.62	53.3 (1980 - 1800)	2:28.06	2:16.13 [5]	2:00.45 [6]	1:44.46 [6]	1:29.12 [4]	1:13.69 [4]	0:58.28 [4]	0:43.60 [4]
	(8)	G N Thornley	4.8L (+17)	0:43.59	200-0 (0:14.40)	(0:11.93)	(0:15.68)	(0:16.00)	(0:15.33)	(0:15.44)	(0:15.41)	(0:14.67)	(0:14.68)
5	1	Roydon Muscle	2:28.33	0:29.85	52.2 (1980 - 1800)	2:28.33	2:15.23 [8]	2:00.47 [7]	1:44.48 [7]	1:29.06 [6]	1:13.66 [6]	0:58.22 [6]	0:43.59 [6]
	(1)	R J Butt	6.4L (+10)	0:43.59	200-0 (0:14.33)	(0:13.10)	(0:14.76)	(0:15.99)	(0:15.42)	(0:15.39)	(0:15.44)	(0:14.63)	(0:14.69)
6	5	Father Time	2:28.35	0:29.31	53.2 (1980 - 1800)	2:28.35	2:16.28 [7]	2:01.05 [5]	1:44.87 [5]	1:28.84 [7]	1:13.42 [7]	0:58.01 [7]	0:43.37 [7]
	(5)	T M Williams	6.5L (+2)	0:43.37	200-0 (0:14.22)	(0:12.06)	(0:15.24)	(0:16.18)	(0:16.03)	(0:15.41)	(0:15.42)	(0:14.64)	(0:14.54)
7	3	Paris Prince	2:28.85	0:28.82	53.5 (1980 - 1800)	2:28.85	2:16.90 [6]	2:01.99 [4]	1:45.78 [4]	1:30.24 [2]	1:14.78 [2]	0:59.35 [2]	0:44.68 [2]
	(3)	S J Thornley	9.3L (+8)	0:44.68	800-600 (0:14.67)	(0:11.95)	(0:14.91)	(0:16.21)	(0:15.55)	(0:15.46)	(0:15.42)	(0:14.67)	(0:14.76)
8	7	Eurostyle	2:32.89	0:31.77	55.5 (1980 - 1800)	2:32.89	2:21.43 [3]	2:03.12 [8]	1:48.14 [8]	1:33.12 [8]	1:17.89 [8]	1:02.45 [8]	0:47.85 [8]
	(7)	K A Butt	31.7L (+20)	0:47.85	800-600 (0:14.60)	(0:11.46)	(0:18.31)	(0:14.98)	(0:15.02)	(0:15.23)	(0:15.44)	(0:14.60)	(0:14.73)

Scratched: Dream Of You (#2)

- [] Position in running at each section and finish
- No data available at this section
- NA No data available
- DNT Did not track
- TAB# Saddle cloth number
- BAR# Barrier/Gate Position
- DNF Did not finish
- DT-W Distance travelled compared to winner in metres

- Fastest split
- Fastest section



NZ Metropolitan Trotting Club Inc Harness
 Race 9: CONTINENTAL SUMMER TROTting FFA (MOBILE TROT) (Gr3) - 1980m
 30 January 2026 - 8:53PM



Weather: Fine

Field Times 0:28.64 0:14.27
 (Race Tempo) (0:14.37) (0:14.27)

Rank	TAB#	Horse	Overall Time	First 400m	Top Speed km/h (Section)	L400	L200						
	(BAR#)	Driver	Margin (DT-W)	Last 600m	Fastest Section (Time)	400 - 200	200 - Finish						
1	9	Muscle Mountain	2:27.18	0:27.75	56.9 (1980 - 1800)	0:28.64 [1]	0:14.27 [1]						
	(9)	B T Hope		0:43.21	200-0 (0:14.27)	(0:14.37)	(0:14.27)						
2	6	Empire City	2:27.92	0:28.13	55.9 (1980 - 1800)	0:29.02 [2]	0:14.48 [2]						
	(6)	Brad Williamson	4.1L (-3)	0:43.64	200-0 (0:14.48)	(0:14.54)	(0:14.48)						
3	4	Nellie Doyle	2:27.94	0:28.41	54.7 (1980 - 1800)	0:28.74 [5]	0:14.17 [4]						
	(4)	B N Orange	4.2L (+1)	0:43.36	200-0 (0:14.17)	(0:14.56)	(0:14.17)						
4	8	Midnight Dash	2:28.06	0:29.62	53.3 (1980 - 1800)	0:28.92 [4]	0:14.40 [3]						
	(8)	G N Thornley	4.8L (+17)	0:43.59	200-0 (0:14.40)	(0:14.51)	(0:14.40)						
5	1	Roydon Muscle	2:28.33	0:29.85	52.2 (1980 - 1800)	0:28.90 [6]	0:14.33 [6]						
	(1)	R J Butt	6.4L (+10)	0:43.59	200-0 (0:14.33)	(0:14.57)	(0:14.33)						
6	5	Father Time	2:28.35	0:29.31	53.2 (1980 - 1800)	0:28.83 [7]	0:14.22 [7]						
	(5)	T M Williams	6.5L (+2)	0:43.37	200-0 (0:14.22)	(0:14.61)	(0:14.22)						
7	3	Paris Prince	2:28.85	0:28.82	53.5 (1980 - 1800)	0:29.92 [3]	0:14.97 [5]						
	(3)	S J Thornley	9.3L (+8)	0:44.68	800-600 (0:14.67)	(0:14.95)	(0:14.97)						
8	7	Eurostyle	2:32.89	0:31.77	55.5 (1980 - 1800)	0:33.12 [8]	0:17.56 [8]						
	(7)	K A Butt	31.7L (+20)	0:47.85	800-600 (0:14.60)	(0:15.56)	(0:17.56)						

Scratched: Dream Of You (#2)

- [] Position in running at each section and finish TAB# Saddle cloth number
- :-:- No data available at this section BAR# Barrier/Gate Position
- NA No data available DNF Did not finish
- DNT Did not track DT-W Distance travelled compared to winner in metres

- Fastest split
- Fastest section

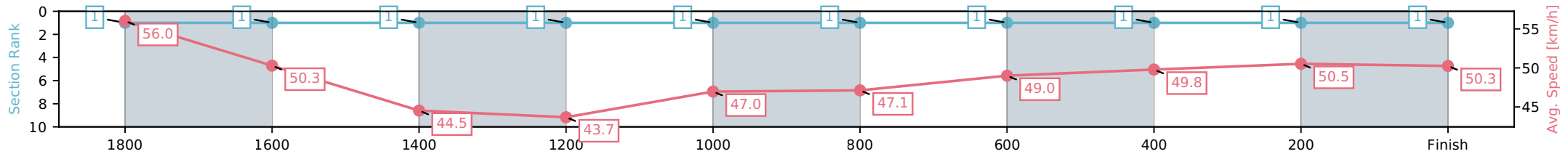
Horse/Jockey Name	Muscle Mountain/B T Hope
Finish Rank	1
Fastest Section Time (Section)	0:14.27 (200-0)
Top Speed [km/h] (Section)	56.9 (1980 - 1800)
Race State	Finished



NZ Metropolitan Trotting Club Inc Harness
 Race 9: CONTINENTAL SUMMER TROTTING FFA (MOBILE TROT) (Gr3) - 1980m
 30 January 2026 - 8:53PM
 Weather: Fine



Section	L1980	L1800	L1600	L1400	L1200	L1000	L800	L600	L400	L200
Section Times	2:27.18 (0:11.14)	2:16.04 [1] (0:14.50)	2:01.55 [1] (0:16.31)	1:45.24 [1] (0:16.49)	1:28.75 [1] (0:15.46)	1:13.29 [1] (0:15.38)	0:57.91 [1] (0:14.70)	0:43.22 [1] (0:14.57)	0:28.64 [1] (0:14.37)	0:14.27 [1] (0:14.27)
Average Speed [km/h]	56.0	50.3	44.5	43.7	47.0	47.1	49.0	49.8	50.5	50.3
Top Speed [km/h]	56.9	54.9	46.4	45.5	47.7	48.1	49.7	50.1	53.2	53.3
Avg. Dist. to Rail [m]	11.8	3.0	1.3	2.2	1.1	1.0	1.3	1.2	1.5	3.1



- [] Ranking at each section and finish
- :-:- No data available at this section
- NA No data available

Horse/Jockey Name	Empire City/Brad Williamson
Finish Rank	2
Fastest Section Time (Section)	0:14.48 (200-0)
Top Speed [km/h] (Section)	55.9 (1980 - 1800)
Race State	Finished



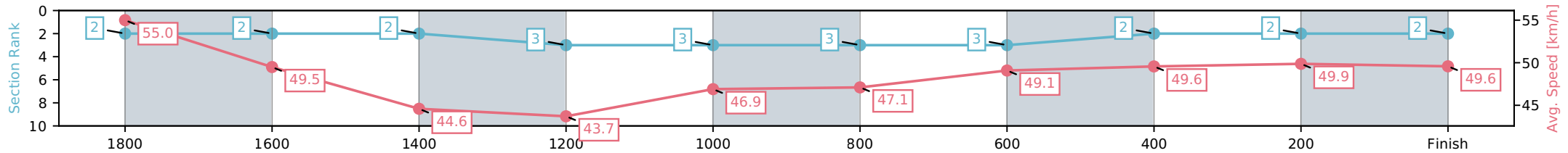
NZ Metropolitan Trotting Club Inc Harness
 Race 9: CONTINENTAL SUMMER TROTTING FFA (MOBILE TROT) (Gr3) - 1980m



30 January 2026 - 8:53PM

Weather: Fine

Section	L1980	L1800	L1600	L1400	L1200	L1000	L800	L600	L400	L200
Section Times	2:27.92 (0:11.35)	2:16.57 [2] (0:14.69)	2:01.88 [2] (0:16.25)	1:45.63 [3] (0:16.48)	1:29.15 [3] (0:15.46)	1:13.69 [3] (0:15.37)	0:58.32 [3] (0:14.67)	0:43.65 [2] (0:14.62)	0:29.02 [2] (0:14.54)	0:14.48 [2] (0:14.48)
Average Speed [km/h]	55.0	49.5	44.6	43.7	46.9	47.1	49.1	49.6	49.9	49.6
Top Speed [km/h]	55.9	53.0	46.3	45.5	47.7	48.4	49.9	50.0	51.1	50.9
Avg. Dist. to Rail [m]	7.6	2.3	1.1	2.3	1.0	0.9	1.6	1.2	1.4	4.5



- [] Ranking at each section and finish
- :-:- No data available at this section
- NA No data available

Horse/Jockey Name	Nellie Doyle/B N Orange
Finish Rank	3
Fastest Section Time (Section)	0:14.17 (200-0)
Top Speed [km/h] (Section)	54.7 (1980 - 1800)
Race State	Finished



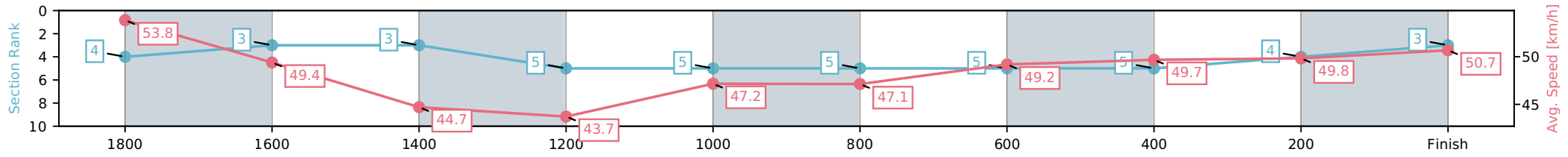
NZ Metropolitan Trotting Club Inc Harness
 Race 9: CONTINENTAL SUMMER TROTTING FFA (MOBILE TROT) (Gr3) - 1980m



30 January 2026 - 8:53PM

Weather: Fine

Section	L1980	L1800	L1600	L1400	L1200	L1000	L800	L600	L400	L200
Section Times	2:27.94 (0:11.66)	2:16.28 [3] (0:14.75)	2:01.53 [3] (0:16.25)	1:45.28 [5] (0:16.46)	1:28.82 [5] (0:15.42)	1:13.40 [5] (0:15.39)	0:58.01 [5] (0:14.64)	0:43.37 [5] (0:14.63)	0:28.74 [4] (0:14.56)	0:14.17 [3] (0:14.17)
Average Speed [km/h]	53.8	49.4	44.7	43.7	47.2	47.1	49.2	49.7	49.8	50.7
Top Speed [km/h]	54.7	52.7	46.5	45.3	47.8	48.3	50.0	50.1	51.6	52.0
Avg. Dist. to Rail [m]	4.7	2.3	1.4	2.7	1.4	1.2	1.7	1.5	1.2	2.1



[] Ranking at each section and finish
 -:-:- No data available at this section
 NA No data available

Horse/Jockey Name	Midnight Dash/G N Thornley
Finish Rank	4
Fastest Section Time (Section)	0:14.40 (200-0)
Top Speed [km/h] (Section)	53.3 (1980 - 1800)
Race State	Finished



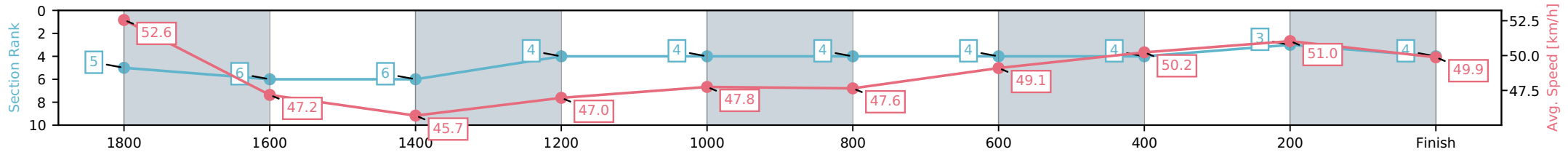
NZ Metropolitan Trotting Club Inc Harness
 Race 9: CONTINENTAL SUMMER TROTTING FFA (MOBILE TROT) (Gr3) - 1980m



30 January 2026 - 8:53PM

Weather: Fine

Section	L1980	L1800	L1600	L1400	L1200	L1000	L800	L600	L400	L200
Section Times	2:28.06 (0:11.93)	2:16.13 [6] (0:15.68)	2:00.45 [6] (0:16.00)	1:44.46 [4] (0:15.33)	1:29.12 [4] (0:15.44)	1:13.69 [4] (0:15.41)	0:58.28 [4] (0:14.67)	0:43.60 [4] (0:14.68)	0:28.92 [3] (0:14.51)	0:14.40 [4] (0:14.40)
Average Speed [km/h]	52.6	47.2	45.7	47.0	47.8	47.6	49.1	50.2	51.0	49.9
Top Speed [km/h]	53.3	51.8	47.2	48.3	48.3	48.6	50.0	51.5	51.6	51.5
Avg. Dist. to Rail [m]	10.5	4.7	2.3	4.5	3.0	2.8	3.3	3.4	4.3	6.3



- [] Ranking at each section and finish
- :-:- No data available at this section
- NA No data available

Horse/Jockey Name	Roydon Muscle/R J Butt
Finish Rank	5
Fastest Section Time (Section)	0:14.33 (200-0)
Top Speed [km/h] (Section)	52.2 (1980 - 1800)
Race State	Finished



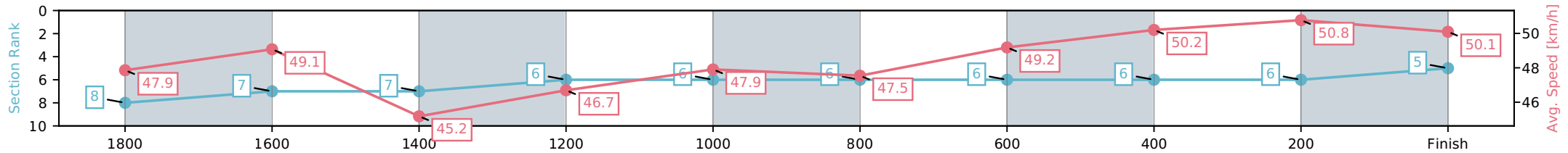
NZ Metropolitan Trotting Club Inc Harness
 Race 9: CONTINENTAL SUMMER TROTTING FFA (MOBILE TROT) (Gr3) - 1980m



30 January 2026 - 8:53PM

Weather: Fine

Section	L1980	L1800	L1600	L1400	L1200	L1000	L800	L600	L400	L200
Section Times	2:28.33 (0:13.10)	2:15.23 [7] (0:14.76)	2:00.47 [7] (0:15.99)	1:44.48 [6] (0:15.42)	1:29.06 [6] (0:15.39)	1:13.66 [6] (0:15.44)	0:58.22 [6] (0:14.63)	0:43.59 [6] (0:14.69)	0:28.90 [6] (0:14.57)	0:14.33 [5] (0:14.33)
Average Speed [km/h]	47.9	49.1	45.2	46.7	47.9	47.5	49.2	50.2	50.8	50.1
Top Speed [km/h]	52.2	51.5	47.0	48.7	48.3	48.5	50.0	51.2	51.7	51.6
Avg. Dist. to Rail [m]	1.4	1.3	0.8	4.0	3.0	2.8	3.5	3.4	4.1	7.5



- [] Ranking at each section and finish
- :-:- No data available at this section
- NA No data available

Horse/Jockey Name	Father Time/T M Williams
Finish Rank	6
Fastest Section Time (Section)	0:14.22 (200-0)
Top Speed [km/h] (Section)	53.2 (1980 - 1800)
Race State	Finished



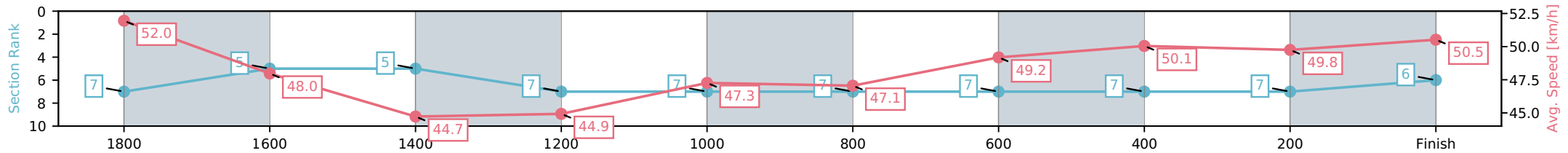
NZ Metropolitan Trotting Club Inc Harness
 Race 9: CONTINENTAL SUMMER TROTting FFA (MOBILE TROT) (Gr3) - 1980m



30 January 2026 - 8:53PM

Weather: Fine

Section	L1980	L1800	L1600	L1400	L1200	L1000	L800	L600	L400	L200
Section Times	2:28.35 (0:12.06)	2:16.28 [5] (0:15.24)	2:01.05 [5] (0:16.18)	1:44.87 [7] (0:16.03)	1:28.84 [7] (0:15.41)	1:13.42 [7] (0:15.42)	0:58.01 [7] (0:14.64)	0:43.37 [7] (0:14.54)	0:28.83 [7] (0:14.61)	0:14.22 [6] (0:14.22)
Average Speed [km/h]	52.0	48.0	44.7	44.9	47.3	47.1	49.2	50.1	49.8	50.5
Top Speed [km/h]	53.2	51.3	46.6	45.9	47.9	47.9	50.4	51.1	50.8	51.6
Avg. Dist. to Rail [m]	6.1	3.0	0.9	2.7	1.5	1.2	1.9	1.7	1.4	1.5



- [] Ranking at each section and finish
- :-:- No data available at this section
- NA No data available

Horse/Jockey Name	Paris Prince/S J Thornley
Finish Rank	7
Fastest Section Time (Section)	0:14.67 (800-600)
Top Speed [km/h] (Section)	53.5 (1980 - 1800)
Race State	Finished



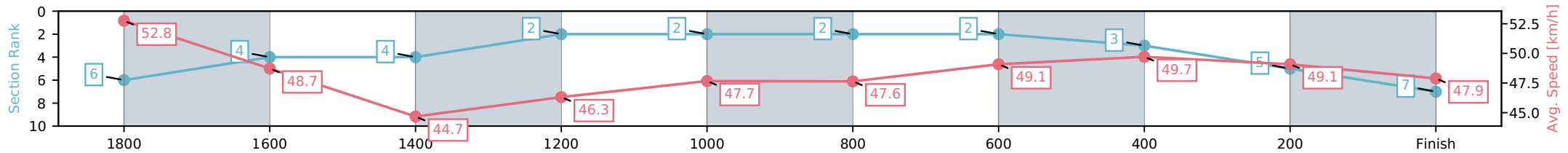
NZ Metropolitan Trotting Club Inc Harness
 Race 9: CONTINENTAL SUMMER TROTTING FFA (MOBILE TROT) (Gr3) - 1980m



30 January 2026 - 8:53PM

Weather: Fine

Section	L1980	L1800	L1600	L1400	L1200	L1000	L800	L600	L400	L200
Section Times	2:28.85 (0:11.95)	2:16.90 [4] (0:14.91)	2:01.99 [4] (0:16.21)	1:45.78 [2] (0:15.55)	1:30.24 [2] (0:15.46)	1:14.78 [2] (0:15.42)	0:59.35 [2] (0:14.67)	0:44.68 [3] (0:14.76)	0:29.92 [5] (0:14.95)	0:14.97 [7] (0:14.97)
Average Speed [km/h]	52.8	48.7	44.7	46.3	47.7	47.6	49.1	49.7	49.1	47.9
Top Speed [km/h]	53.5	51.9	46.0	47.6	48.2	48.5	49.9	49.9	49.8	49.0
Avg. Dist. to Rail [m]	2.6	1.7	1.0	3.9	2.9	2.8	3.1	2.9	2.8	3.8



- [] Ranking at each section and finish
- :-:- No data available at this section
- NA No data available

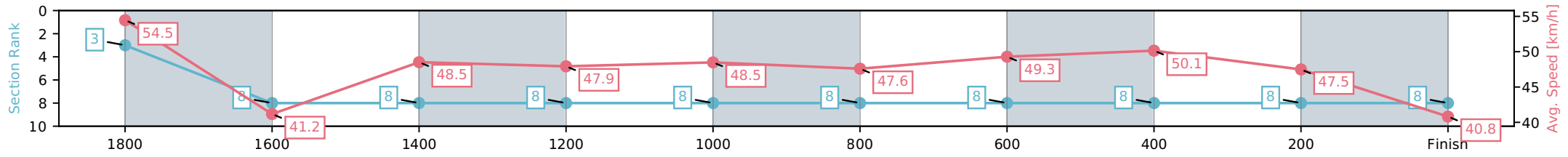
Horse/Jockey Name	Eurostyle/K A Butt
Finish Rank	8
Fastest Section Time (Section)	0:14.60 (800-600)
Top Speed [km/h] (Section)	55.5 (1980 - 1800)
Race State	Finished



NZ Metropolitan Trotting Club Inc Harness
 Race 9: CONTINENTAL SUMMER TROTting FFA (MOBILE TROT) (Gr3) - 1980m
 30 January 2026 - 8:53PM
 Weather: Fine



Section	L1980	L1800	L1600	L1400	L1200	L1000	L800	L600	L400	L200
Section Times	2:32.89 (0:11.46)	2:21.43 [8] (0:18.31)	2:03.12 [8] (0:14.98)	1:48.14 [8] (0:15.02)	1:33.12 [8] (0:15.23)	1:17.89 [8] (0:15.44)	1:02.45 [8] (0:14.60)	0:47.85 [8] (0:14.73)	0:33.12 [8] (0:15.56)	0:17.56 [8] (0:17.56)
Average Speed [km/h]	54.5	41.2	48.5	47.9	48.5	47.6	49.3	50.1	47.5	40.8
Top Speed [km/h]	55.5	52.1	49.5	49.0	49.1	48.7	50.1	51.5	51.4	43.8
Avg. Dist. to Rail [m]	9.3	6.8	1.5	4.2	3.2	2.9	3.8	3.6	4.0	5.3



[] Ranking at each section and finish
 -:-:- No data available at this section
 NA No data available