



# NZ Metropolitan Trotting Club Inc Harness

Race 10: GARRARDS PREMIER MARES CHAMPIONSHIP (MOBILE PACE) (Gr2) - 1980m

30 January 2026 - 9:23PM



Weather: Fine

Field Times	2:23.69	2:12.13	1:57.14	1:41.23	1:26.53	1:11.69	0:56.71	0:42.51
(Race Tempo)	(0:11.56)	(0:14.99)	(0:15.90)	(0:14.70)	(0:14.84)	(0:14.98)	(0:14.21)	(0:14.15)

Rank	TAB#	Horse	Overall Time	First 400m	Top Speed km/h (Section)	L1980	L1800	L1600	L1400	L1200	L1000	L800	L600
	(BAR#)	Driver	Margin (DT-W)	Last 600m	Fastest Section (Time)	Start - 1800	1800 - 1600	1600 - 1400	1400 - 1200	1200 - 1000	1000 - 800	800 - 600	600 - 400
1	8	General Jen	2:23.69	0:29.59	55.0 (200-0)	2:23.69	2:10.68 [13]	1:55.73 [11]	1:39.90 [10]	1:25.11 [11]	1:10.33 [9]	0:55.47 [9]	0:41.32 [12]
	(8)	B N Orange		0:41.32	200-0 (0:12.90)	(0:13.02)	(0:14.95)	(0:15.82)	(0:14.80)	(0:14.78)	(0:14.86)	(0:14.16)	(0:14.18)
2	5	Debbie Lincoln	2:23.75	0:28.29	57.5 (1980 - 1800)	2:23.75	2:12.19 [1]	1:57.20 [1]	1:41.30 [1]	1:26.59 [1]	1:11.75 [1]	0:56.77 [1]	0:42.56 [1]
	(5)	K A Butt	0.4L (-3)	0:42.57	600-400 (0:14.15)	(0:11.56)	(0:14.99)	(0:15.90)	(0:14.70)	(0:14.84)	(0:14.98)	(0:14.21)	(0:14.15)
3	1	Nothing But You	2:23.95	0:28.57	56.1 (1980 - 1800)	2:23.95	2:12.13 [2]	1:57.10 [2]	1:41.19 [2]	1:26.52 [4]	1:11.64 [3]	0:56.68 [3]	0:42.48 [3]
	(1)	M J Williamson	1.4L (-2)	0:42.48	200-0 (0:14.10)	(0:11.82)	(0:15.03)	(0:15.91)	(0:14.67)	(0:14.88)	(0:14.96)	(0:14.20)	(0:14.14)
4	13	Dynasty	2:24.12	0:28.91	53.3 (1980 - 1800)	2:24.12	2:11.26 [12]	1:56.48 [8]	1:40.67 [8]	1:25.94 [8]	1:11.09 [7]	0:56.20 [6]	0:42.01 [9]
	(13)	R J Butt	2.4L (-2)	0:42.01	200-0 (0:13.61)	(0:12.86)	(0:14.78)	(0:15.81)	(0:14.73)	(0:14.84)	(0:14.89)	(0:14.19)	(0:14.18)
5	2	Winelight	2:24.37	0:29.06	55.1 (1980 - 1800)	2:24.37	2:12.32 [4]	1:57.03 [6]	1:40.87 [9]	1:26.12 [9]	1:10.87 [10]	0:55.85 [12]	0:42.24 [10]
	(2)	O G Thornley	3.8L (+21)	0:42.24	800-600 (0:13.61)	(0:12.05)	(0:15.29)	(0:16.15)	(0:14.75)	(0:15.25)	(0:15.02)	(0:13.61)	(0:14.21)
6	12	Duchess Of Kent	2:24.45	0:29.37	55.0 (1980 - 1800)	2:24.45	2:11.86 [9]	1:56.49 [12]	1:40.33 [12]	1:25.60 [12]	1:10.35 [13]	0:56.11 [11]	0:42.61 [7]
	(12)	B G Barclay	4.2L (+24)	0:42.61	800-600 (0:13.50)	(0:12.59)	(0:15.37)	(0:16.16)	(0:14.73)	(0:15.25)	(0:14.24)	(0:13.50)	(0:14.16)
7	6	Ultimate Collect	2:24.46	0:28.79	55.2 (1980 - 1800)	2:24.46	2:12.55 [3]	1:57.41 [3]	1:41.26 [6]	1:26.50 [7]	1:11.26 [8]	0:56.22 [10]	0:42.13 [11]
	(6)	M D Hurrell	4.3L (+21)	0:42.13	200-0 (0:13.60)	(0:11.91)	(0:15.14)	(0:16.15)	(0:14.76)	(0:15.24)	(0:15.04)	(0:14.09)	(0:14.30)
8	9	Francent	2:24.54	0:29.36	52.9 (1200-1000)	2:24.54	2:11.90 [11]	1:56.80 [10]	1:41.19 [7]	1:27.21 [3]	1:12.34 [2]	0:57.29 [2]	0:43.20 [2]
	(9)	S J Ottley	4.7L (+20)	0:43.20	1400-1200 (0:13.98)	(0:12.64)	(0:15.10)	(0:15.60)	(0:13.98)	(0:14.88)	(0:15.05)	(0:14.09)	(0:14.22)
9	10	Akatea	2:24.56	0:28.51	56.0 (1980 - 1800)	2:24.56	2:12.41 [5]	1:57.38 [5]	1:41.46 [5]	1:26.79 [6]	1:11.92 [5]	0:56.97 [4]	0:42.76 [6]
	(10)	T M Williams	4.8L (+0)	0:42.76	600-400 (0:14.18)	(0:12.15)	(0:15.04)	(0:15.91)	(0:14.67)	(0:14.87)	(0:14.95)	(0:14.21)	(0:14.18)
10	3	Tosana	2:24.61	0:30.02	52.6 (400-200)	2:24.61	2:12.01 [10]	1:56.30 [13]	1:40.37 [13]	1:25.72 [13]	1:10.90 [11]	0:56.03 [13]	0:41.83 [13]
	(3)	R D Close	5.2L (+3)	0:41.82	200-0 (0:13.80)	(0:12.60)	(0:15.71)	(0:15.93)	(0:14.65)	(0:14.82)	(0:14.87)	(0:14.20)	(0:14.18)

Scratched: Beside Me (#7)

Report Created: Fri 30 January 2026 (Note: Timing is based on positional data)

- [ ] Position in running at each section and finish
- No data available at this section
- NA No data available
- DNT Did not track
- TAB# Saddle cloth number
- BAR# Barrier/Gate Position
- DNF Did not finish
- DT-W Distance travelled compared to winner in metres

- Fastest split
- Fastest section



NZ Metropolitan Trotting Club Inc Harness  
 Race 10: GARRARDS PREMIER MARES CHAMPIONSHIP (MOBILE PACE) (Gr2) - 1980m  
 30 January 2026 - 9:23PM



Weather: Fine

Field Times (Race Tempo)      2:23.69 (0:11.56)    2:12.13 (0:14.99)    1:57.14 (0:15.90)    1:41.23 (0:14.70)    1:26.53 (0:14.84)    1:11.69 (0:14.98)    0:56.71 (0:14.21)    0:42.51 (0:14.15)

Rank	TAB#	Horse	Overall Time	First 400m	Top Speed km/h (Section)	L1980	L1800	L1600	L1400	L1200	L1000	L800	L600
	(BAR#)	Driver	Margin (DT-W)	Last 600m	Fastest Section (Time)	Start - 1800	1800 - 1600	1600 - 1400	1400 - 1200	1200 - 1000	1000 - 800	800 - 600	600 - 400
11	14	Esmeralda	2:24.71	0:28.82	53.7 (1980 - 1800)	2:24.71	2:12.17 [8]	1:57.23 [7]	1:41.68 [4]	1:27.41 [2]	1:12.16 [4]	0:57.10 [5]	0:43.05 [5]
	(14)	G D O'Reilly	5.7L (+19)	0:43.04	800-600 (0:14.06)	(0:12.54)	(0:14.95)	(0:15.55)	(0:14.26)	(0:15.25)	(0:15.06)	(0:14.06)	(0:14.26)
12	11	Mhai Surfer Girl	2:24.84	0:29.06	55.4 (1980 - 1800)	2:24.84	2:12.53 [7]	1:57.19 [9]	1:41.04 [11]	1:26.30 [10]	1:11.05 [12]	0:56.78 [8]	0:43.30 [4]
	(11)	M W White	6.4L (+24)	0:43.30	800-600 (0:13.49)	(0:12.31)	(0:15.34)	(0:16.15)	(0:14.74)	(0:15.25)	(0:14.26)	(0:13.49)	(0:14.14)
13	4	Diamonds Are Forever	2:24.96	0:28.77	53.6 (1980 - 1800)	2:24.96	2:12.72 [6]	1:57.83 [4]	1:42.07 [3]	1:27.32 [5]	1:12.10 [6]	0:57.03 [7]	0:42.95 [8]
	(4)	John R Dunn	7.1L (+21)	0:42.95	800-600 (0:14.08)	(0:12.24)	(0:14.89)	(0:15.76)	(0:14.75)	(0:15.22)	(0:15.07)	(0:14.08)	(0:14.27)

Scratched: Beside Me (#7)

- [ ] Position in running at each section and finish    TAB# Saddle cloth number
- :-:- No data available at this section                    BAR# Barrier/Gate Position
- NA No data available    DNF Did not finish
- DNT Did not track    DT-W Distance travelled compared to winner in metres

- Fastest split
- Fastest section



NZ Metropolitan Trotting Club Inc Harness  
 Race 10: GARRARDS PREMIER MARES CHAMPIONSHIP (MOBILE PACE) (Gr2) - 1980m  
 30 January 2026 - 9:23PM



Weather: Fine

Field Times                      0:28.36      0:14.09  
 (Race Tempo)                    (0:14.27)    (0:14.09)

Rank	TAB#	Horse	Overall Time	First 400m	Top Speed km/h (Section)	L400	L200						
	(BAR#)	Driver	Margin (DT-W)	Last 600m	Fastest Section (Time)	400 - 200	200 - Finish						
1	8	General Jen	2:23.69	0:29.59	55.0 (200-0)	0:27.14 [11]	0:12.90 [11]						
	(8)	B N Orange		0:41.32	200-0 (0:12.90)	(0:14.24)	(0:12.90)						
2	5	Debbie Lincoln	2:23.75	0:28.29	57.5 (1980 - 1800)	0:28.42 [1]	0:14.15 [1]						
	(5)	K A Butt	0.4L (-3)	0:42.57	600-400 (0:14.15)	(0:14.27)	(0:14.15)						
3	1	Nothing But You	2:23.95	0:28.57	56.1 (1980 - 1800)	0:28.34 [3]	0:14.10 [2]						
	(1)	M J Williamson	1.4L (-2)	0:42.48	200-0 (0:14.10)	(0:14.24)	(0:14.10)						
4	13	Dynasty	2:24.12	0:28.91	53.3 (1980 - 1800)	0:27.83 [9]	0:13.61 [8]						
	(13)	R J Butt	2.4L (-2)	0:42.01	200-0 (0:13.61)	(0:14.22)	(0:13.61)						
5	2	Winelight	2:24.37	0:29.06	55.1 (1980 - 1800)	0:28.03 [10]	0:13.68 [10]						
	(2)	O G Thornley	3.8L (+21)	0:42.24	800-600 (0:13.61)	(0:14.35)	(0:13.68)						
6	12	Duchess Of Kent	2:24.45	0:29.37	55.0 (1980 - 1800)	0:28.45 [7]	0:14.03 [7]						
	(12)	B G Barclay	4.2L (+24)	0:42.61	800-600 (0:13.50)	(0:14.42)	(0:14.03)						
7	6	Ultimate Collect	2:24.46	0:28.79	55.2 (1980 - 1800)	0:27.83 [12]	0:13.60 [13]						
	(6)	M D Hurrell	4.3L (+21)	0:42.13	200-0 (0:13.60)	(0:14.23)	(0:13.60)						
8	9	Francent	2:24.54	0:29.36	52.9 (1200-1000)	0:28.98 [2]	0:14.44 [3]						
	(9)	S J Ottley	4.7L (+20)	0:43.20	1400-1200 (0:13.98)	(0:14.54)	(0:14.44)						
9	10	Akatea	2:24.56	0:28.51	56.0 (1980 - 1800)	0:28.58 [6]	0:14.35 [5]						
	(10)	T M Williams	4.8L (+0)	0:42.76	600-400 (0:14.18)	(0:14.23)	(0:14.35)						
10	3	Tosana	2:24.61	0:30.02	52.6 (400-200)	0:27.65 [13]	0:13.80 [12]						
	(3)	R D Close	5.2L (+3)	0:41.82	200-0 (0:13.80)	(0:13.84)	(0:13.80)						

Scratched: Beside Me (#7)

- [ ] Position in running at each section and finish    TAB# Saddle cloth number
- :-:- No data available at this section                    BAR# Barrier/Gate Position
- NA No data available    DNF Did not finish
- DNT Did not track    DT-W Distance travelled compared to winner in metres

- Fastest split
- Fastest section



NZ Metropolitan Trotting Club Inc Harness  
 Race 10: GARRARDS PREMIER MARES CHAMPIONSHIP (MOBILE PACE) (Gr2) - 1980m  
 30 January 2026 - 9:23PM



Weather: Fine

Field Times                    0:28.36    0:14.09  
 (Race Tempo)                (0:14.27)   (0:14.09)

Rank	TAB#	Horse	Overall Time	First 400m	Top Speed km/h (Section)	L400	L200						
	(BAR#)	Driver	Margin (DT-W)	Last 600m	Fastest Section (Time)	400 - 200	200 - Finish						
11	14	Esmeralda	2:24.71	0:28.82	53.7 (1980 - 1800)	0:28.78 [5]	0:14.31 [6]						
	(14)	G D O'Reilly	5.7L (+19)	0:43.04	800-600 (0:14.06)	(0:14.47)	(0:14.31)						
12	11	Mhai Surfer Girl	2:24.84	0:29.06	55.4 (1980 - 1800)	0:29.16 [4]	0:14.68 [4]						
	(11)	M W White	6.4L (+24)	0:43.30	800-600 (0:13.49)	(0:14.48)	(0:14.68)						
13	4	Diamonds Are Forever	2:24.96	0:28.77	53.6 (1980 - 1800)	0:28.68 [8]	0:14.31 [9]						
	(4)	John R Dunn	7.1L (+21)	0:42.95	800-600 (0:14.08)	(0:14.37)	(0:14.31)						

Scratched: Beside Me (#7)

Horse/Jockey Name	General Jen/B N Orange
Finish Rank	1
Fastest Section Time (Section)	0:12.90 (200-0)
Top Speed [km/h] (Section)	55.0 (200-0)
Race State	Finished



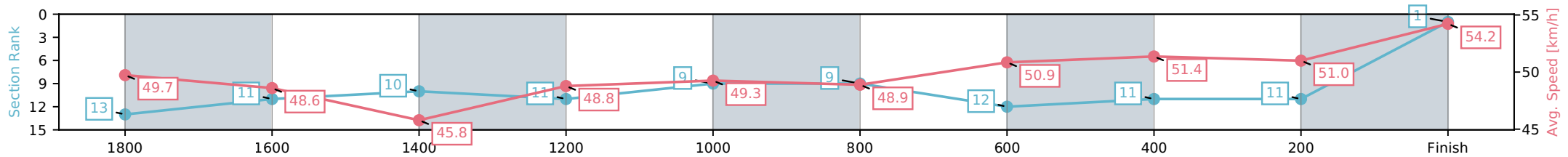
NZ Metropolitan Trotting Club Inc Harness  
 Race 10: GARRARDS PREMIER MARES CHAMPIONSHIP  
 (MOBILE PACE) (Gr2) - 1980m



30 January 2026 - 9:23PM

Weather: Fine

Section	L1980	L1800	L1600	L1400	L1200	L1000	L800	L600	L400	L200
Section Times	2:23.69 (0:13.02)	2:10.68 [11] (0:14.95)	1:55.73 [10] (0:15.82)	1:39.90 [11] (0:14.80)	1:25.11 [9] (0:14.78)	1:10.33 [9] (0:14.86)	0:55.47 [12] (0:14.16)	0:41.32 [11] (0:14.18)	0:27.14 [11] (0:14.24)	0:12.90 [1] (0:12.90)
Average Speed [km/h]	49.7	48.6	45.8	48.8	49.3	48.9	50.9	51.4	51.0	54.2
Top Speed [km/h]	50.9	50.5	47.3	51.6	50.6	49.9	51.2	52.2	53.0	55.0
Avg. Dist. to Rail [m]	10.2	2.4	1.1	3.9	1.5	1.3	1.7	1.6	1.2	1.1



- [ ] Ranking at each section and finish
- :-:- No data available at this section
- NA No data available

Horse/Jockey Name	Debbie Lincoln/K A Butt
Finish Rank	2
Fastest Section Time (Section)	0:14.15 (600-400)
Top Speed [km/h] (Section)	57.5 (1980 - 1800)
Race State	Finished



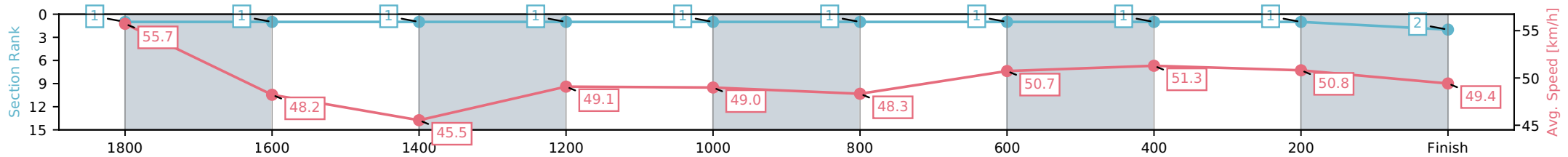
NZ Metropolitan Trotting Club Inc Harness  
 Race 10: GARRARDS PREMIER MARES CHAMPIONSHIP  
 (MOBILE PACE) (Gr2) - 1980m



30 January 2026 - 9:23PM

Weather: Fine

Section	L1980	L1800	L1600	L1400	L1200	L1000	L800	L600	L400	L200
Section Times	2:23.75 (0:11.56)	2:12.19 [1] (0:14.99)	1:57.20 [1] (0:15.90)	1:41.30 [1] (0:14.70)	1:26.59 [1] (0:14.84)	1:11.75 [1] (0:14.98)	0:56.77 [1] (0:14.21)	0:42.56 [1] (0:14.15)	0:28.42 [1] (0:14.27)	0:14.15 [2] (0:14.15)
Average Speed [km/h]	55.7	48.2	45.5	49.1	49.0	48.3	50.7	51.3	50.8	49.4
Top Speed [km/h]	57.5	52.7	46.3	50.7	49.8	49.4	51.6	51.7	51.3	51.2
Avg. Dist. to Rail [m]	7.6	1.8	1.0	3.6	1.4	0.9	1.6	1.3	1.4	5.4



- [ ] Ranking at each section and finish
- :-:- No data available at this section
- NA No data available

Horse/Jockey Name	Nothing But You/M J Williamson
Finish Rank	3
Fastest Section Time (Section)	0:14.10 (200-0)
Top Speed [km/h] (Section)	56.1 (1980 - 1800)
Race State	Finished



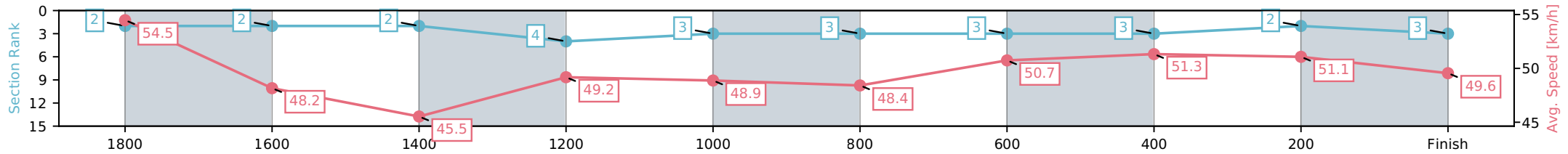
NZ Metropolitan Trotting Club Inc Harness  
 Race 10: GARRARDS PREMIER MARES CHAMPIONSHIP  
 (MOBILE PACE) (Gr2) - 1980m



30 January 2026 - 9:23PM

Weather: Fine

Section	L1980	L1800	L1600	L1400	L1200	L1000	L800	L600	L400	L200
Section Times	2:23.95 (0:11.82)	2:12.13 [2] (0:15.03)	1:57.10 [2] (0:15.91)	1:41.19 [4] (0:14.67)	1:26.52 [3] (0:14.88)	1:11.64 [3] (0:14.96)	0:56.68 [3] (0:14.20)	0:42.48 [3] (0:14.14)	0:28.34 [2] (0:14.24)	0:14.10 [3] (0:14.10)
Average Speed [km/h]	54.5	48.2	45.5	49.2	48.9	48.4	50.7	51.3	51.1	49.6
Top Speed [km/h]	56.1	51.4	46.3	51.2	49.9	49.8	51.4	51.6	52.1	51.5
Avg. Dist. to Rail [m]	2.5	1.6	1.1	3.8	1.3	1.0	1.7	1.4	1.9	7.1



- [ ] Ranking at each section and finish
- :-:- No data available at this section
- NA No data available

Horse/Jockey Name	Dynasty/R J Butt
Finish Rank	4
Fastest Section Time (Section)	0:13.61 (200-0)
Top Speed [km/h] (Section)	53.3 (1980 - 1800)
Race State	Finished



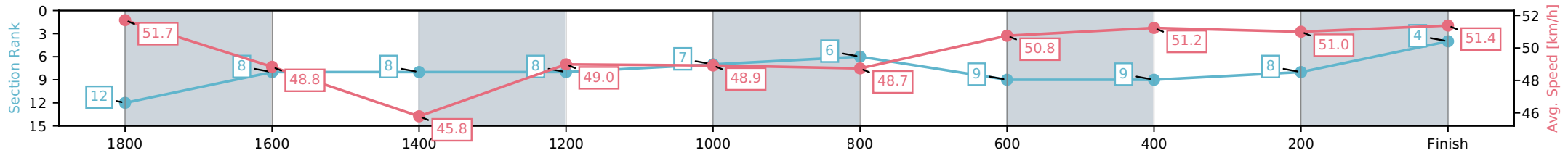
NZ Metropolitan Trotting Club Inc Harness  
 Race 10: GARRARDS PREMIER MARES CHAMPIONSHIP  
 (MOBILE PACE) (Gr2) - 1980m



30 January 2026 - 9:23PM

Weather: Fine

Section	L1980	L1800	L1600	L1400	L1200	L1000	L800	L600	L400	L200
Section Times	2:24.12 (0:12.86)	2:11.26 [8] (0:14.78)	1:56.48 [8] (0:15.81)	1:40.67 [8] (0:14.73)	1:25.94 [7] (0:14.84)	1:11.09 [6] (0:14.89)	0:56.20 [9] (0:14.19)	0:42.01 [9] (0:14.18)	0:27.83 [8] (0:14.22)	0:13.61 [4] (0:13.61)
Average Speed [km/h]	51.7	48.8	45.8	49.0	48.9	48.7	50.8	51.2	51.0	51.4
Top Speed [km/h]	53.3	52.7	47.3	51.2	50.5	49.8	51.2	51.7	52.0	52.2
Avg. Dist. to Rail [m]	6.2	1.2	1.0	3.7	1.2	1.1	1.6	1.4	1.2	3.9



- [ ] Ranking at each section and finish
- :-:- No data available at this section
- NA No data available

Horse/Jockey Name	Winelight/O G Thornley
Finish Rank	5
Fastest Section Time (Section)	0:13.61 (800-600)
Top Speed [km/h] (Section)	55.1 (1980 - 1800)
Race State	Finished



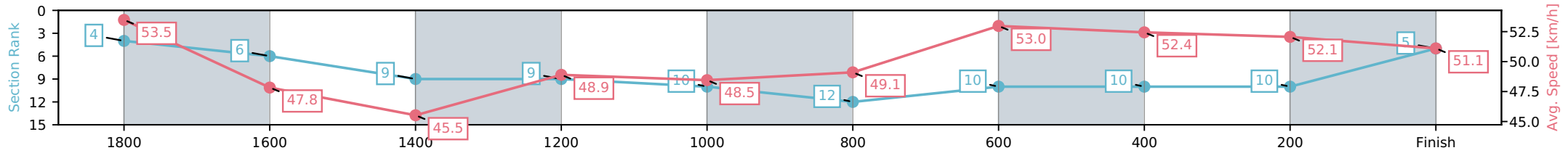
NZ Metropolitan Trotting Club Inc Harness  
 Race 10: GARRARDS PREMIER MARES CHAMPIONSHIP  
 (MOBILE PACE) (Gr2) - 1980m



30 January 2026 - 9:23PM

Weather: Fine

Section	L1980	L1800	L1600	L1400	L1200	L1000	L800	L600	L400	L200
Section Times	2:24.37 (0:12.05)	2:12.32 [6] (0:15.29)	1:57.03 [9] (0:16.15)	1:40.87 [9] (0:14.75)	1:26.12 [10] (0:15.25)	1:10.87 [12] (0:15.02)	0:55.85 [10] (0:13.61)	0:42.24 [10] (0:14.21)	0:28.03 [10] (0:14.35)	0:13.68 [5] (0:13.68)
Average Speed [km/h]	53.5	47.8	45.5	48.9	48.5	49.1	53.0	52.4	52.1	51.1
Top Speed [km/h]	55.1	50.5	46.5	51.6	50.2	50.1	54.5	53.0	53.0	52.0
Avg. Dist. to Rail [m]	4.2	3.0	3.0	6.5	3.3	3.2	5.3	4.8	6.2	12.7



- [ ] Ranking at each section and finish
- :-:- No data available at this section
- NA No data available

Horse/Jockey Name	Duchess Of Kent/B G Barclay
Finish Rank	6
Fastest Section Time (Section)	0:13.50 (800-600)
Top Speed [km/h] (Section)	55.0 (1980 - 1800)
Race State	Finished



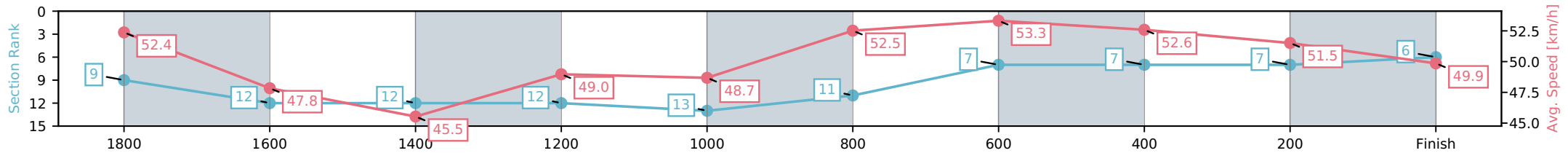
NZ Metropolitan Trotting Club Inc Harness  
 Race 10: GARRARDS PREMIER MARES CHAMPIONSHIP  
 (MOBILE PACE) (Gr2) - 1980m



30 January 2026 - 9:23PM

Weather: Fine

Section	L1980	L1800	L1600	L1400	L1200	L1000	L800	L600	L400	L200
Section Times	2:24.45 (0:12.59)	2:11.86 [12] (0:15.37)	1:56.49 [12] (0:16.16)	1:40.33 [12] (0:14.73)	1:25.60 [13] (0:15.25)	1:10.35 [11] (0:14.24)	0:56.11 [7] (0:13.50)	0:42.61 [7] (0:14.16)	0:28.45 [7] (0:14.42)	0:14.03 [6] (0:14.03)
Average Speed [km/h]	52.4	47.8	45.5	49.0	48.7	52.5	53.3	52.6	51.5	49.9
Top Speed [km/h]	55.0	50.4	47.1	52.2	50.9	53.3	53.8	53.2	52.3	51.1
Avg. Dist. to Rail [m]	5.2	3.8	3.1	6.8	3.9	4.9	5.4	4.7	5.4	11.0



- [ ] Ranking at each section and finish
- :-:- No data available at this section
- NA No data available

Horse/Jockey Name	Ultimate Collect/M D Hurrell
Finish Rank	7
Fastest Section Time (Section)	0:13.60 (200-0)
Top Speed [km/h] (Section)	55.2 (1980 - 1800)
Race State	Finished



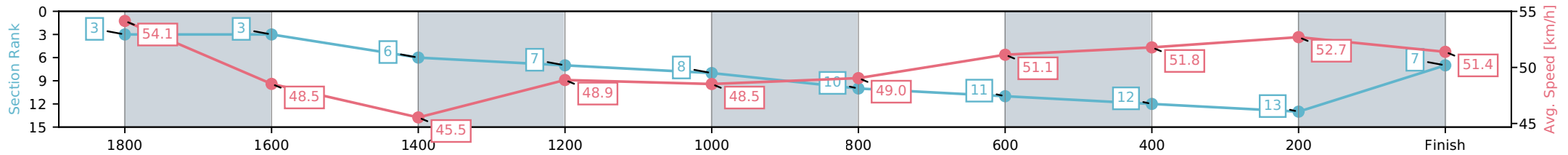
NZ Metropolitan Trotting Club Inc Harness  
 Race 10: GARRARDS PREMIER MARES CHAMPIONSHIP  
 (MOBILE PACE) (Gr2) - 1980m



30 January 2026 - 9:23PM

Weather: Fine

Section	L1980	L1800	L1600	L1400	L1200	L1000	L800	L600	L400	L200
Section Times	2:24.46 (0:11.91)	2:12.55 [3] (0:15.14)	1:57.41 [6] (0:16.15)	1:41.26 [7] (0:14.76)	1:26.50 [8] (0:15.24)	1:11.26 [10] (0:15.04)	0:56.22 [11] (0:14.09)	0:42.13 [12] (0:14.30)	0:27.83 [13] (0:14.23)	0:13.60 [7] (0:13.60)
Average Speed [km/h]	54.1	48.5	45.5	48.9	48.5	49.0	51.1	51.8	52.7	51.4
Top Speed [km/h]	55.2	52.2	46.3	51.3	50.0	50.0	52.2	53.0	53.1	52.9
Avg. Dist. to Rail [m]	9.3	4.2	3.1	6.5	3.4	3.2	3.9	3.7	6.9	14.3



- [ ] Ranking at each section and finish
- :-:- No data available at this section
- NA No data available

Horse/Jockey Name	Francent/S J Ottley
Finish Rank	8
Fastest Section Time (Section)	0:13.98 (1400-1200)
Top Speed [km/h] (Section)	52.9 (1200-1000)
Race State	Finished



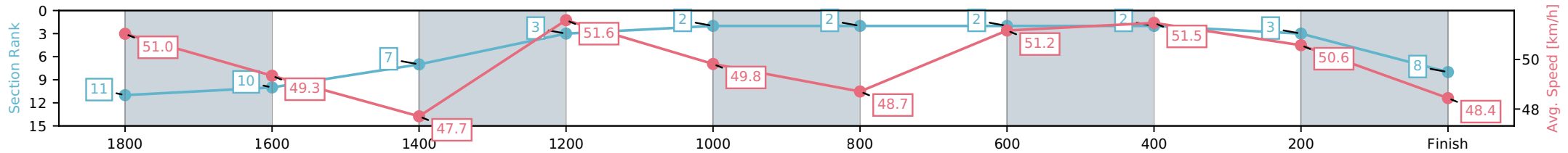
NZ Metropolitan Trotting Club Inc Harness  
 Race 10: GARRARDS PREMIER MARES CHAMPIONSHIP  
 (MOBILE PACE) (Gr2) - 1980m



30 January 2026 - 9:23PM

Weather: Fine

Section	L1980	L1800	L1600	L1400	L1200	L1000	L800	L600	L400	L200
Section Times	2:24.54 (0:12.64)	2:11.90 [10] (0:15.10)	1:56.80 [7] (0:15.60)	1:41.19 [3] (0:13.98)	1:27.21 [2] (0:14.88)	1:12.34 [2] (0:15.05)	0:57.29 [2] (0:14.09)	0:43.20 [2] (0:14.22)	0:28.98 [3] (0:14.54)	0:14.44 [8] (0:14.44)
Average Speed [km/h]	51.0	49.3	47.7	51.6	49.8	48.7	51.2	51.5	50.6	48.4
Top Speed [km/h]	52.6	50.4	49.3	52.8	52.9	49.7	51.9	51.8	51.6	49.9
Avg. Dist. to Rail [m]	11.5	5.9	4.6	8.1	3.8	2.4	2.9	2.6	3.6	7.4



- [ ] Ranking at each section and finish
- :-:- No data available at this section
- NA No data available

Horse/Jockey Name	Akatea/T M Williams
Finish Rank	9
Fastest Section Time (Section)	0:14.18 (600-400)
Top Speed [km/h] (Section)	56.0 (1980 - 1800)
Race State	Finished



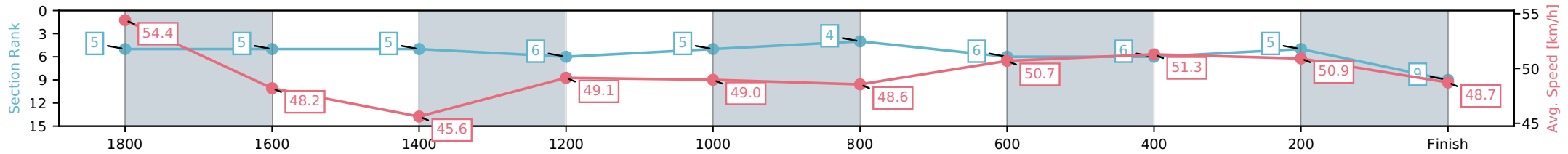
NZ Metropolitan Trotting Club Inc Harness  
 Race 10: GARRARDS PREMIER MARES CHAMPIONSHIP  
 (MOBILE PACE) (Gr2) - 1980m



30 January 2026 - 9:23PM

Weather: Fine

Section	L1980	L1800	L1600	L1400	L1200	L1000	L800	L600	L400	L200
Section Times	2:24.56 (0:12.15)	2:12.41 [5] (0:15.04)	1:57.38 [5] (0:15.91)	1:41.46 [6] (0:14.67)	1:26.79 [5] (0:14.87)	1:11.92 [4] (0:14.95)	0:56.97 [6] (0:14.21)	0:42.76 [6] (0:14.18)	0:28.58 [5] (0:14.23)	0:14.35 [9] (0:14.35)
Average Speed [km/h]	54.4	48.2	45.6	49.1	49.0	48.6	50.7	51.3	50.9	48.7
Top Speed [km/h]	56.0	51.7	46.6	51.4	50.0	50.0	51.2	51.6	51.7	50.5
Avg. Dist. to Rail [m]	2.2	1.8	1.4	4.1	1.5	1.3	1.5	1.6	1.2	2.3



- [ ] Ranking at each section and finish
- :-:- No data available at this section
- NA No data available

Horse/Jockey Name	Tosana/R D Close
Finish Rank	10
Fastest Section Time (Section)	0:13.80 (200-0)
Top Speed [km/h] (Section)	52.6 (400-200)
Race State	Finished



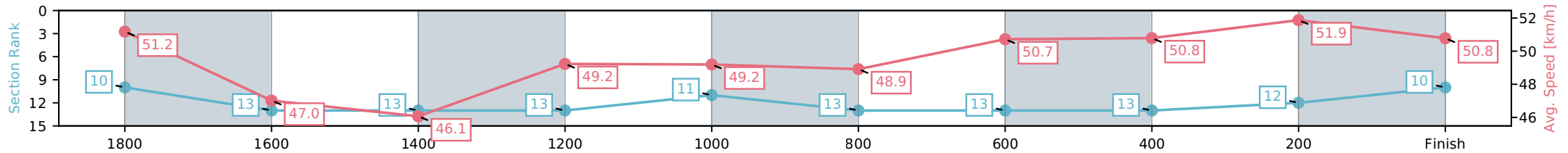
NZ Metropolitan Trotting Club Inc Harness  
 Race 10: GARRARDS PREMIER MARES CHAMPIONSHIP  
 (MOBILE PACE) (Gr2) - 1980m



30 January 2026 - 9:23PM

Weather: Fine

Section	L1980	L1800	L1600	L1400	L1200	L1000	L800	L600	L400	L200
Section Times	2:24.61 (0:12.60)	2:12.01 [13] (0:15.71)	1:56.30 [13] (0:15.93)	1:40.37 [13] (0:14.65)	1:25.72 [11] (0:14.82)	1:10.90 [13] (0:14.87)	0:56.03 [13] (0:14.20)	0:41.83 [13] (0:14.18)	0:27.65 [12] (0:13.84)	0:13.80 [10] (0:13.80)
Average Speed [km/h]	51.2	47.0	46.1	49.2	49.2	48.9	50.7	50.8	51.9	50.8
Top Speed [km/h]	52.2	49.0	48.7	51.8	51.2	49.9	51.4	51.7	52.6	52.3
Avg. Dist. to Rail [m]	6.0	4.6	2.4	3.7	1.7	1.5	1.0	0.9	1.5	2.7



- [ ] Ranking at each section and finish
- :-:- No data available at this section
- NA No data available

Horse/Jockey Name	Esmeralda/G D O'Reilly
Finish Rank	11
Fastest Section Time (Section)	0:14.06 (800-600)
Top Speed [km/h] (Section)	53.7 (1980 - 1800)
Race State	Finished



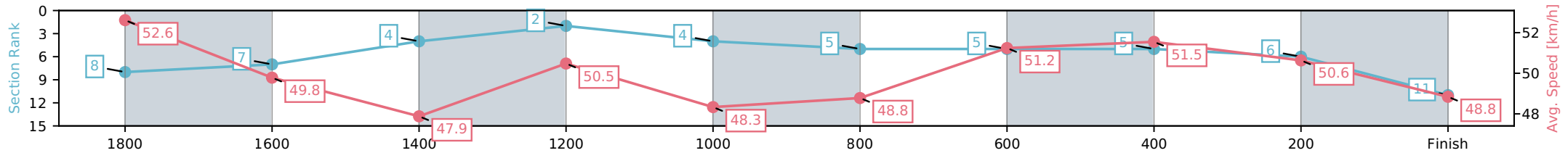
NZ Metropolitan Trotting Club Inc Harness  
 Race 10: GARRARDS PREMIER MARES CHAMPIONSHIP  
 (MOBILE PACE) (Gr2) - 1980m



30 January 2026 - 9:23PM

Weather: Fine

Section	L1980	L1800	L1600	L1400	L1200	L1000	L800	L600	L400	L200
Section Times	2:24.71 (0:12.54)	2:12.17 [7] (0:14.95)	1:57.23 [4] (0:15.55)	1:41.68 [2] (0:14.26)	1:27.41 [4] (0:15.25)	1:12.16 [5] (0:15.06)	0:57.10 [5] (0:14.06)	0:43.05 [5] (0:14.26)	0:28.78 [6] (0:14.47)	0:14.31 [11] (0:14.31)
Average Speed [km/h]	52.6	49.8	47.9	50.5	48.3	48.8	51.2	51.5	50.6	48.8
Top Speed [km/h]	53.7	51.0	49.6	51.3	49.5	49.6	52.2	51.8	51.6	50.8
Avg. Dist. to Rail [m]	8.3	5.6	4.6	6.8	3.0	2.8	3.3	3.0	3.0	5.6



- [ ] Ranking at each section and finish
- :-:- No data available at this section
- NA No data available

Horse/Jockey Name	Mhai Surfer Girl/M W White
Finish Rank	12
Fastest Section Time (Section)	0:13.49 (800-600)
Top Speed [km/h] (Section)	55.4 (1980 - 1800)
Race State	Finished



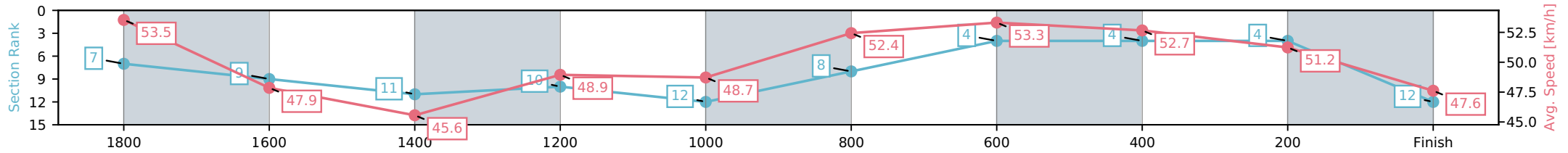
NZ Metropolitan Trotting Club Inc Harness  
 Race 10: GARRARDS PREMIER MARES CHAMPIONSHIP  
 (MOBILE PACE) (Gr2) - 1980m



30 January 2026 - 9:23PM

Weather: Fine

Section	L1980	L1800	L1600	L1400	L1200	L1000	L800	L600	L400	L200
Section Times	2:24.84 (0:12.31)	2:12.53 [9] (0:15.34)	1:57.19 [11] (0:16.15)	1:41.04 [10] (0:14.74)	1:26.30 [12] (0:15.25)	1:11.05 [8] (0:14.26)	0:56.78 [4] (0:13.49)	0:43.30 [4] (0:14.14)	0:29.16 [4] (0:14.48)	0:14.68 [12] (0:14.68)
Average Speed [km/h]	53.5	47.9	45.6	48.9	48.7	52.4	53.3	52.7	51.2	47.6
Top Speed [km/h]	55.4	50.4	46.8	51.7	50.5	53.1	53.6	53.0	52.6	50.2
Avg. Dist. to Rail [m]	4.5	3.7	3.0	6.7	3.9	4.8	5.2	4.7	5.0	9.2



- [ ] Ranking at each section and finish
- :-:- No data available at this section
- NA No data available

Horse/Jockey Name	Diamonds Are Forever/John R Dunn
Finish Rank	13
Fastest Section Time (Section)	0:14.08 (800-600)
Top Speed [km/h] (Section)	53.6 (1980 - 1800)
Race State	Finished



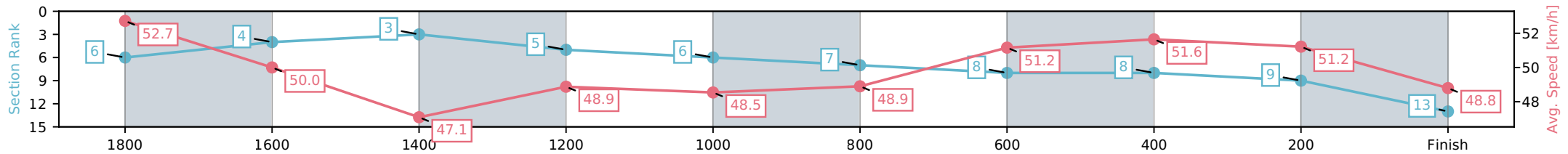
NZ Metropolitan Trotting Club Inc Harness  
 Race 10: GARRARDS PREMIER MARES CHAMPIONSHIP  
 (MOBILE PACE) (Gr2) - 1980m



30 January 2026 - 9:23PM

Weather: Fine

Section	L1980	L1800	L1600	L1400	L1200	L1000	L800	L600	L400	L200
Section Times	2:24.96 (0:12.24)	2:12.72 [4] (0:14.89)	1:57.83 [3] (0:15.76)	1:42.07 [5] (0:14.75)	1:27.32 [6] (0:15.22)	1:12.10 [7] (0:15.07)	0:57.03 [8] (0:14.08)	0:42.95 [8] (0:14.27)	0:28.68 [9] (0:14.37)	0:14.31 [13] (0:14.31)
Average Speed [km/h]	52.7	50.0	47.1	48.9	48.5	48.9	51.2	51.6	51.2	48.8
Top Speed [km/h]	53.6	51.1	48.5	51.3	49.5	49.8	52.0	52.2	52.3	52.1
Avg. Dist. to Rail [m]	7.1	5.5	4.2	6.4	3.3	3.2	3.7	3.3	3.9	9.7



- [ ] Ranking at each section and finish
- :-:- No data available at this section
- NA No data available