



NZ Metropolitan Trotting Club Inc Harness
 Race 11: ROAD METALS MOBILE PACE - 1980m
 30 January 2026 - 9:53PM



Weather: Fine

Field Times (Race Tempo) 2:26.50 (0:11.20) 2:15.30 (0:14.63) 2:00.67 (0:15.70) 1:44.97 (0:15.63) 1:29.34 (0:15.73) 1:13.61 (0:15.97) 0:57.64 (0:14.76) 0:42.89 (0:14.05)

Rank	TAB#	Horse	Overall Time	First 400m	Top Speed km/h (Section)	L1980	L1800	L1600	L1400	L1200	L1000	L800	L600
	(BAR#)	Driver	Margin (DT-W)	Last 600m	Fastest Section (Time)	Start - 1800	1800 - 1600	1600 - 1400	1400 - 1200	1200 - 1000	1000 - 800	800 - 600	600 - 400
1	2	Henry Winkler	2:26.50	0:28.23	56.3 (1980 - 1800)	2:26.50	2:15.14 [2]	2:00.30 [2]	1:44.64 [2]	1:29.00 [3]	1:13.28 [3]	0:57.32 [3]	0:42.56 [4]
	(2)	B N Orange		0:42.56	600-400 (0:14.06)	(0:11.36)	(0:14.85)	(0:15.65)	(0:15.64)	(0:15.73)	(0:15.96)	(0:14.76)	(0:14.06)
2	5	Treacherous Dreams	2:26.59	0:27.91	56.9 (1980 - 1800)	2:26.59	2:15.39 [1]	2:00.76 [1]	1:45.06 [1]	1:29.43 [1]	1:13.70 [1]	0:57.73 [1]	0:42.96 [2]
	(5)	C J Dalgety	0.5L (+1)	0:42.96	600-400 (0:14.04)	(0:11.20)	(0:14.63)	(0:15.70)	(0:15.63)	(0:15.73)	(0:15.97)	(0:14.77)	(0:14.04)
3	13	Lonnekers	2:26.72	0:29.02	55.2 (1980 - 1800)	2:26.72	2:14.69 [8]	1:59.34 [10]	1:43.71 [10]	1:28.06 [10]	1:12.42 [10]	0:56.49 [11]	0:42.11 [11]
	(13)	R E Cameron	1.2L (+23)	0:42.11	200-0 (0:13.83)	(0:12.03)	(0:15.36)	(0:15.63)	(0:15.65)	(0:15.64)	(0:15.92)	(0:14.38)	(0:14.08)
4	9	The Coalman	2:26.73	0:29.94	53.3 (800-600)	2:26.73	2:14.08 [12]	1:58.72 [12]	1:43.05 [12]	1:27.36 [12]	1:11.66 [12]	0:56.34 [12]	0:42.64 [6]
	(9)	S J Ottley	1.3L (+25)	0:42.65	800-600 (0:13.69)	(0:12.65)	(0:15.36)	(0:15.67)	(0:15.69)	(0:15.70)	(0:15.32)	(0:13.69)	(0:13.97)
5	7	Havtimewillfly	2:26.75	0:28.95	55.9 (1980 - 1800)	2:26.75	2:15.04 [6]	1:59.80 [7]	1:44.73 [4]	1:29.47 [2]	1:13.72 [2]	0:57.81 [2]	0:43.14 [1]
	(7)	B G Barclay	1.3L (+20)	0:43.13	600-400 (0:14.08)	(0:11.71)	(0:15.24)	(0:15.07)	(0:15.26)	(0:15.75)	(0:15.91)	(0:14.68)	(0:14.08)
6	12	Zarlini	2:26.85	0:28.63	54.4 (1980 - 1800)	2:26.85	2:14.57 [10]	1:59.75 [9]	1:44.14 [9]	1:28.51 [9]	1:12.62 [9]	0:56.70 [10]	0:42.15 [12]
	(12)	B T Hope	1.9L (+1)	0:42.16	600-400 (0:13.84)	(0:12.28)	(0:14.82)	(0:15.61)	(0:15.63)	(0:15.89)	(0:15.92)	(0:14.55)	(0:13.84)
7	1	Seaside Pond	2:26.93	0:28.49	54.9 (1980 - 1800)	2:26.93	2:15.27 [4]	2:00.41 [4]	1:44.79 [5]	1:29.14 [5]	1:13.36 [5]	0:57.42 [5]	0:42.69 [7]
	(1)	J W Cox	2.4L (-1)	0:42.70	600-400 (0:14.10)	(0:11.66)	(0:14.86)	(0:15.62)	(0:15.65)	(0:15.78)	(0:15.94)	(0:14.74)	(0:14.10)
8	11	Candy Cane	2:27.06	0:28.33	56.0 (1980 - 1800)	2:27.06	2:15.37 [5]	2:00.37 [5]	1:44.69 [6]	1:29.09 [6]	1:13.43 [6]	0:57.50 [6]	0:42.81 [8]
	(11)	R E Harrison	3.1L (+18)	0:42.81	600-400 (0:14.07)	(0:11.69)	(0:15.00)	(0:15.68)	(0:15.60)	(0:15.66)	(0:15.94)	(0:14.69)	(0:14.07)
9	6	Cheer The Captain	2:27.08	0:29.73	53.3 (1980 - 1800)	2:27.08	2:14.79 [11]	1:59.36 [11]	1:43.71 [11]	1:28.00 [11]	1:12.45 [11]	0:57.07 [9]	0:43.31 [3]
	(6)	T M Williams	3.2L (+25)	0:43.31	800-600 (0:13.76)	(0:12.29)	(0:15.43)	(0:15.65)	(0:15.72)	(0:15.54)	(0:15.38)	(0:13.76)	(0:14.06)
10	3	Ocean Of Tears	2:27.08	0:28.99	54.2 (1980 - 1800)	2:27.08	2:15.09 [7]	2:00.02 [8]	1:44.38 [8]	1:28.77 [8]	1:13.12 [8]	0:57.17 [8]	0:42.76 [9]
	(3)	G D O'Reilly	3.2L (+23)	0:42.75	600-400 (0:14.07)	(0:11.99)	(0:15.07)	(0:15.64)	(0:15.62)	(0:15.65)	(0:15.94)	(0:14.42)	(0:14.07)

Scratched: Flying Bird (#8)

Report Created: Fri 30 January 2026 (Note: Timing is based on positional data)

- [] Position in running at each section and finish
- No data available at this section
- NA No data available
- DNT Did not track
- TAB# Saddle cloth number
- BAR# Barrier/Gate Position
- DNF Did not finish
- DT-W Distance travelled compared to winner in metres

- Fastest split
- Fastest section



NZ Metropolitan Trotting Club Inc Harness
 Race 11: ROAD METALS MOBILE PACE - 1980m
 30 January 2026 - 9:53PM



Weather: Fine

Field Times (Race Tempo) 2:26.50 (0:11.20) 2:15.30 (0:14.63) 2:00.67 (0:15.70) 1:44.97 (0:15.63) 1:29.34 (0:15.73) 1:13.61 (0:15.97) 0:57.64 (0:14.76) 0:42.89 (0:14.05)

Rank	TAB#	Horse	Overall Time	First 400m	Top Speed km/h (Section)	L1980	L1800	L1600	L1400	L1200	L1000	L800	L600
	(BAR#)	Driver	Margin (DT-W)	Last 600m	Fastest Section (Time)	Start - 1800	1800 - 1600	1600 - 1400	1400 - 1200	1200 - 1000	1000 - 800	800 - 600	600 - 400
11	10	Woodlea Rocks	2:27.09	0:28.46	54.5 (1980 - 1800)	2:27.09	2:15.04 [9]	2:00.27 [6]	1:44.66 [7]	1:29.02 [7]	1:13.23 [7]	0:57.29 [7]	0:42.57 [10]
	(10)	J C Morrison	3.3L (+2)	0:42.57	600-400 (0:14.09)	(0:12.05)	(0:14.77)	(0:15.60)	(0:15.65)	(0:15.78)	(0:15.94)	(0:14.72)	(0:14.09)
12	4	Nickel And Dime	2:28.16	0:28.30	55.9 (1980 - 1800)	2:28.16	2:16.68 [3]	2:01.81 [3]	1:46.16 [3]	1:30.56 [4]	1:14.84 [4]	0:58.90 [4]	0:44.22 [4]
	(4)	W J House	9.2L (+11)	0:44.23	600-400 (0:14.11)	(0:11.48)	(0:14.86)	(0:15.65)	(0:15.60)	(0:15.73)	(0:15.93)	(0:14.68)	(0:14.11)

Scratched: Flying Bird (#8)

- [] Position in running at each section and finish TAB# Saddle cloth number
- :--:-- No data available at this section BAR# Barrier/Gate Position
- NA No data available DNF Did not finish
- DNT Did not track DT-W Distance travelled compared to winner in metres

- Fastest split
- Fastest section



NZ Metropolitan Trotting Club Inc Harness
 Race 11: ROAD METALS MOBILE PACE - 1980m
 30 January 2026 - 9:53PM



Weather: Fine

Field Times 0:28.83 0:14.60
 (Race Tempo) (0:14.23) (0:14.60)

Rank	TAB#	Horse	Overall Time	First 400m	Top Speed km/h (Section)	L400	L200						
	(BAR#)	Driver	Margin (DT-W)	Last 600m	Fastest Section (Time)	400 - 200	200 - Finish						
1	2	Henry Winkler	2:26.50	0:28.23	56.3 (1980 - 1800)	0:28.50 [4]	0:14.30 [4]						
	(2)	B N Orange		0:42.56	600-400 (0:14.06)	(0:14.20)	(0:14.30)						
2	5	Treacherous Dreams	2:26.59	0:27.91	56.9 (1980 - 1800)	0:28.92 [1]	0:14.69 [1]						
	(5)	C J Dalgety	0.5L (+1)	0:42.96	600-400 (0:14.04)	(0:14.23)	(0:14.69)						
3	13	Lonnekers	2:26.72	0:29.02	55.2 (1980 - 1800)	0:28.03 [12]	0:13.83 [11]						
	(13)	R E Cameron	1.2L (+23)	0:42.11	200-0 (0:13.83)	(0:14.20)	(0:13.83)						
4	9	The Coalman	2:26.73	0:29.94	53.3 (800-600)	0:28.67 [6]	0:14.40 [5]						
	(9)	S J Ottley	1.3L (+25)	0:42.65	800-600 (0:13.69)	(0:14.28)	(0:14.40)						
5	7	Havtimewillfly	2:26.75	0:28.95	55.9 (1980 - 1800)	0:29.05 [2]	0:14.77 [2]						
	(7)	B G Barclay	1.3L (+20)	0:43.13	600-400 (0:14.08)	(0:14.28)	(0:14.77)						
6	12	Zarlina	2:26.85	0:28.63	54.4 (1980 - 1800)	0:28.31 [10]	0:13.89 [12]						
	(12)	B T Hope	1.9L (+1)	0:42.16	600-400 (0:13.84)	(0:14.43)	(0:13.89)						
7	1	Seaside Pond	2:26.93	0:28.49	54.9 (1980 - 1800)	0:28.59 [8]	0:14.42 [6]						
	(1)	J W Cox	2.4L (-1)	0:42.70	600-400 (0:14.10)	(0:14.18)	(0:14.42)						
8	11	Candy Cane	2:27.06	0:28.33	56.0 (1980 - 1800)	0:28.74 [7]	0:14.32 [9]						
	(11)	R E Harrison	3.1L (+18)	0:42.81	600-400 (0:14.07)	(0:14.42)	(0:14.32)						
9	6	Cheer The Captain	2:27.08	0:29.73	53.3 (1980 - 1800)	0:29.25 [3]	0:14.93 [3]						
	(6)	T M Williams	3.2L (+25)	0:43.31	800-600 (0:13.76)	(0:14.32)	(0:14.93)						
10	3	Ocean Of Tears	2:27.08	0:28.99	54.2 (1980 - 1800)	0:28.69 [9]	0:14.52 [7]						
	(3)	G D O'Reilly	3.2L (+23)	0:42.75	600-400 (0:14.07)	(0:14.16)	(0:14.52)						

Scratched: Flying Bird (#8)

Report Created: Fri 30 January 2026 (Note: Timing is based on positional data)

[] Position in running at each section and finish TAB# Saddle cloth number
 -:-:- No data available at this section BAR# Barrier/Gate Position
 NA No data available DNF Did not finish
 DNT Did not track DT-W Distance travelled compared to winner in metres

Fastest split
 Fastest section



NZ Metropolitan Trotting Club Inc Harness
 Race 11: ROAD METALS MOBILE PACE - 1980m
 30 January 2026 - 9:53PM



Weather: Fine

Field Times 0:28.83 0:14.60
 (Race Tempo) (0:14.23) (0:14.60)

Rank	TAB#	Horse	Overall Time	First 400m	Top Speed km/h (Section)	L400	L200						
	(BAR#)	Driver	Margin (DT-W)	Last 600m	Fastest Section (Time)	400 - 200	200 - Finish						
11	10	Woodlea Rocks	2:27.09	0:28.46	54.5 (1980 - 1800)	0:28.48 [11]	0:14.26 [10]						
	(10)	J C Morrison	3.3L (+2)	0:42.57	600-400 (0:14.09)	(0:14.22)	(0:14.26)						
12	4	Nickel And Dime	2:28.16	0:28.30	55.9 (1980 - 1800)	0:30.11 [5]	0:15.46 [8]						
	(4)	W J House	9.2L (+11)	0:44.23	600-400 (0:14.11)	(0:14.66)	(0:15.46)						

Scratched: Flying Bird (#8)

- [] Position in running at each section and finish TAB# Saddle cloth number
- :--:-- No data available at this section BAR# Barrier/Gate Position
- NA No data available DNF Did not finish
- DNT Did not track DT-W Distance travelled compared to winner in metres

- Fastest split
- Fastest section

Horse/Jockey Name	Henry Winkler/B N Orange
Finish Rank	1
Fastest Section Time (Section)	0:14.06 (600-400)
Top Speed [km/h] (Section)	56.3 (1980 - 1800)
Race State	Finished



NZ Metropolitan Trotting Club Inc Harness

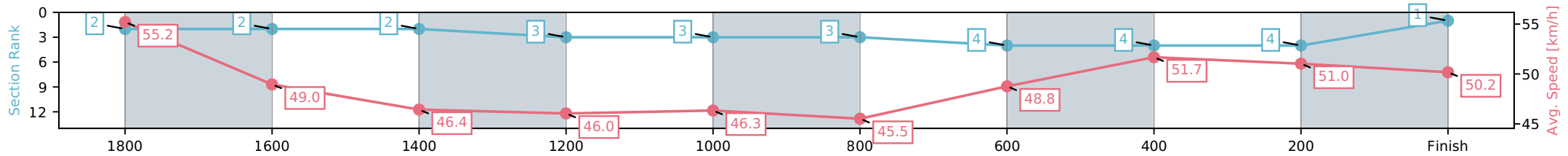
Race 11: ROAD METALS MOBILE PACE - 1980m

30 January 2026 - 9:53PM

Weather: Fine



Section	L1980	L1800	L1600	L1400	L1200	L1000	L800	L600	L400	L200
Section Times	2:26.50 (0:11.36)	2:15.14 [2] (0:14.85)	2:00.30 [2] (0:15.65)	1:44.64 [3] (0:15.64)	1:29.00 [3] (0:15.73)	1:13.28 [3] (0:15.96)	0:57.32 [4] (0:14.76)	0:42.56 [4] (0:14.06)	0:28.50 [4] (0:14.20)	0:14.30 [1] (0:14.30)
Average Speed [km/h]	55.2	49.0	46.4	46.0	46.3	45.5	48.8	51.7	51.0	50.2
Top Speed [km/h]	56.3	53.4	47.3	46.6	47.2	47.5	51.5	52.0	52.2	51.4
Avg. Dist. to Rail [m]	3.7	1.7	1.5	3.6	1.6	1.4	2.1	1.2	1.3	3.2



- [] Ranking at each section and finish
- :-:- No data available at this section
- NA No data available

Horse/Jockey Name	Treacherous Dreams/C J Dalgety
Finish Rank	2
Fastest Section Time (Section)	0:14.04 (600-400)
Top Speed [km/h] (Section)	56.9 (1980 - 1800)
Race State	Finished



NZ Metropolitan Trotting Club Inc Harness

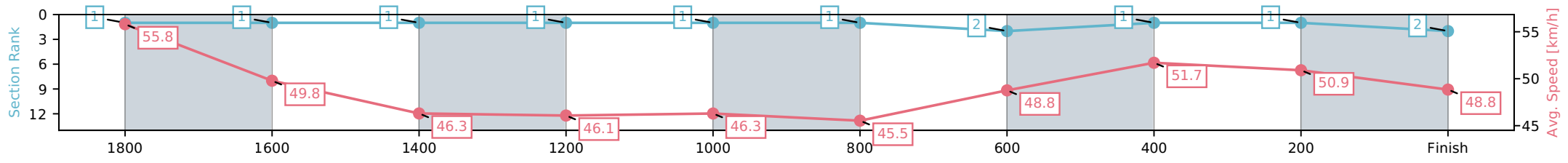
Race 11: ROAD METALS MOBILE PACE - 1980m



30 January 2026 - 9:53PM

Weather: Fine

Section	L1980	L1800	L1600	L1400	L1200	L1000	L800	L600	L400	L200
Section Times	2:26.59 (0:11.20)	2:15.39 [1] (0:14.63)	2:00.76 [1] (0:15.70)	1:45.06 [1] (0:15.63)	1:29.43 [1] (0:15.73)	1:13.70 [1] (0:15.97)	0:57.73 [2] (0:14.77)	0:42.96 [1] (0:14.04)	0:28.92 [1] (0:14.23)	0:14.69 [2] (0:14.69)
Average Speed [km/h]	55.8	49.8	46.3	46.1	46.3	45.5	48.8	51.7	50.9	48.8
Top Speed [km/h]	56.9	54.2	47.0	46.5	47.3	47.8	51.6	52.2	51.8	50.4
Avg. Dist. to Rail [m]	8.2	2.6	1.5	3.7	1.5	1.4	2.1	1.3	1.5	5.1



[] Ranking at each section and finish
 -:-:- No data available at this section
 NA No data available

Horse/Jockey Name	Lonnekers/R E Cameron
Finish Rank	3
Fastest Section Time (Section)	0:13.83 (200-0)
Top Speed [km/h] (Section)	55.2 (1980 - 1800)
Race State	Finished



NZ Metropolitan Trotting Club Inc Harness

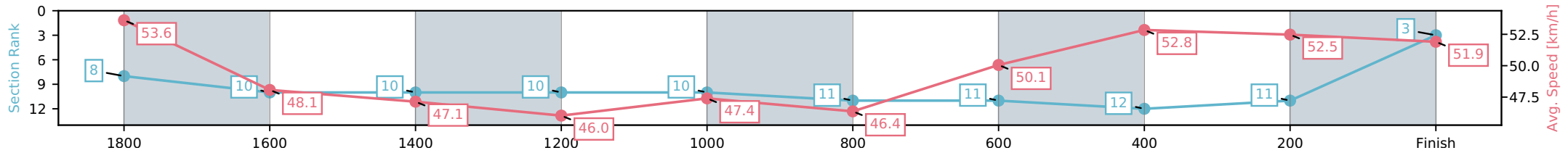
Race 11: ROAD METALS MOBILE PACE - 1980m

30 January 2026 - 9:53PM

Weather: Fine



Section	L1980	L1800	L1600	L1400	L1200	L1000	L800	L600	L400	L200
Section Times	2:26.72 (0:12.03)	2:14.69 [10] (0:15.36)	1:59.34 [10] (0:15.63)	1:43.71 [10] (0:15.65)	1:28.06 [10] (0:15.64)	1:12.42 [11] (0:15.92)	0:56.49 [11] (0:14.38)	0:42.11 [12] (0:14.08)	0:28.03 [11] (0:14.20)	0:13.83 [3] (0:13.83)
Average Speed [km/h]	53.6	48.1	47.1	46.0	47.4	46.4	50.1	52.8	52.5	51.9
Top Speed [km/h]	55.2	48.9	47.7	47.6	49.2	48.9	53.6	53.1	53.1	53.1
Avg. Dist. to Rail [m]	7.2	4.2	3.3	5.6	3.6	3.5	5.4	4.6	5.8	12.7



- [] Ranking at each section and finish
- :-:- No data available at this section
- NA No data available

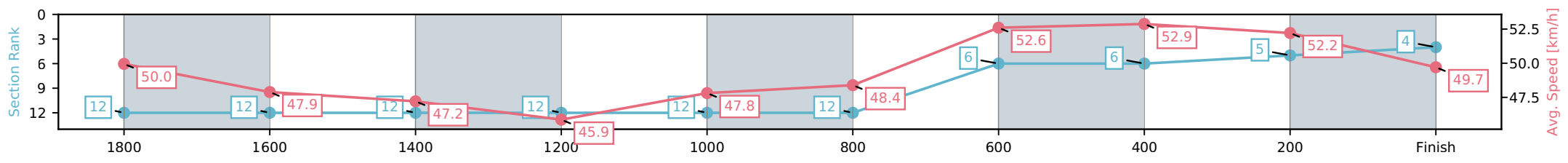
Horse/Jockey Name	The Coalman/S J Ottley
Finish Rank	4
Fastest Section Time (Section)	0:13.69 (800-600)
Top Speed [km/h] (Section)	53.3 (800-600)
Race State	Finished



NZ Metropolitan Trotting Club Inc Harness
 Race 11: ROAD METALS MOBILE PACE - 1980m
 30 January 2026 - 9:53PM
 Weather: Fine



Section	L1980	L1800	L1600	L1400	L1200	L1000	L800	L600	L400	L200
Section Times	2:26.73 (0:12.65)	2:14.08 [12] (0:15.36)	1:58.72 [12] (0:15.67)	1:43.05 [12] (0:15.69)	1:27.36 [12] (0:15.70)	1:11.66 [12] (0:15.32)	0:56.34 [6] (0:13.69)	0:42.64 [6] (0:13.97)	0:28.67 [5] (0:14.28)	0:14.40 [4] (0:14.40)
Average Speed [km/h]	50.0	47.9	47.2	45.9	47.8	48.4	52.6	52.9	52.2	49.7
Top Speed [km/h]	52.7	49.1	47.6	47.4	49.5	53.0	53.3	53.2	52.7	52.1
Avg. Dist. to Rail [m]	11.1	4.1	3.9	7.1	5.0	4.2	4.4	3.4	5.6	10.0



[] Ranking at each section and finish
 -:-:- No data available at this section
 NA No data available

Horse/Jockey Name	Havtimewillfly/B G Barclay
Finish Rank	5
Fastest Section Time (Section)	0:14.08 (600-400)
Top Speed [km/h] (Section)	55.9 (1980 - 1800)
Race State	Finished



NZ Metropolitan Trotting Club Inc Harness

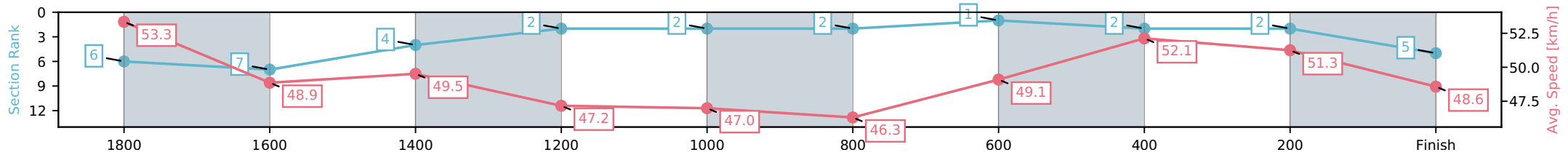
Race 11: ROAD METALS MOBILE PACE - 1980m

30 January 2026 - 9:53PM

Weather: Fine



Section	L1980	L1800	L1600	L1400	L1200	L1000	L800	L600	L400	L200
Section Times	2:26.75 (0:11.71)	2:15.04 [7] (0:15.24)	1:59.80 [4] (0:15.07)	1:44.73 [2] (0:15.26)	1:29.47 [2] (0:15.75)	1:13.72 [2] (0:15.91)	0:57.81 [1] (0:14.68)	0:43.14 [2] (0:14.08)	0:29.05 [2] (0:14.28)	0:14.77 [5] (0:14.77)
Average Speed [km/h]	53.3	48.9	49.5	47.2	47.0	46.3	49.1	52.1	51.3	48.6
Top Speed [km/h]	55.9	50.1	50.8	48.4	47.8	48.1	52.2	52.4	52.2	50.6
Avg. Dist. to Rail [m]	10.1	4.8	4.9	6.6	3.4	3.3	3.9	2.8	2.8	6.7



- [] Ranking at each section and finish
- :-:- No data available at this section
- NA No data available

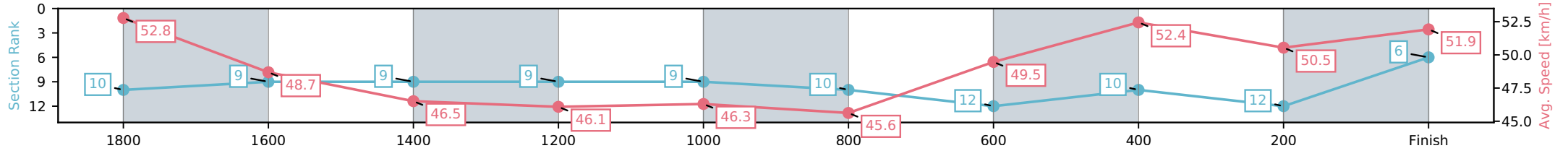
Horse/Jockey Name	Zarlini/B T Hope
Finish Rank	6
Fastest Section Time (Section)	0:13.84 (600-400)
Top Speed [km/h] (Section)	54.4 (1980 - 1800)
Race State	Finished



NZ Metropolitan Trotting Club Inc Harness
 Race 11: ROAD METALS MOBILE PACE - 1980m
 30 January 2026 - 9:53PM
 Weather: Fine



Section	L1980	L1800	L1600	L1400	L1200	L1000	L800	L600	L400	L200
Section Times	2:26.85 (0:12.28)	2:14.57 [9] (0:14.82)	1:59.75 [9] (0:15.61)	1:44.14 [9] (0:15.63)	1:28.51 [9] (0:15.89)	1:12.62 [10] (0:15.92)	0:56.70 [12] (0:14.55)	0:42.15 [10] (0:13.84)	0:28.31 [12] (0:14.43)	0:13.89 [6] (0:13.89)
Average Speed [km/h]	52.8	48.7	46.5	46.1	46.3	45.6	49.5	52.4	50.5	51.9
Top Speed [km/h]	54.4	50.6	47.7	47.1	47.9	47.7	53.0	53.3	53.5	53.8
Avg. Dist. to Rail [m]	4.6	0.7	1.5	4.4	2.7	1.4	2.4	1.4	2.1	1.6



[] Ranking at each section and finish
 -:-:- No data available at this section
 NA No data available

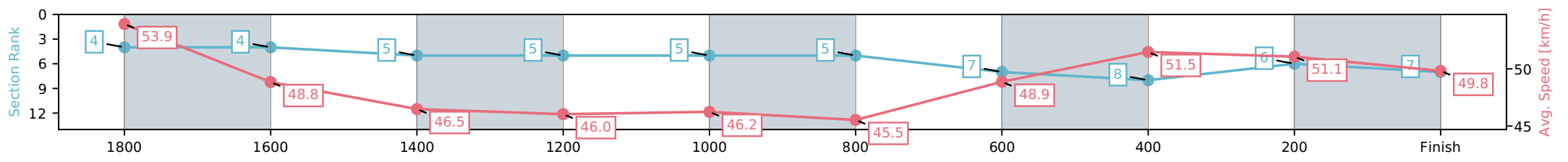
Horse/Jockey Name	Seaside Pond/J W Cox
Finish Rank	7
Fastest Section Time (Section)	0:14.10 (600-400)
Top Speed [km/h] (Section)	54.9 (1980 - 1800)
Race State	Finished



NZ Metropolitan Trotting Club Inc Harness
 Race 11: ROAD METALS MOBILE PACE - 1980m
 30 January 2026 - 9:53PM
 Weather: Fine



Section	L1980	L1800	L1600	L1400	L1200	L1000	L800	L600	L400	L200
Section Times	2:26.93 (0:11.66)	2:15.27 [4] (0:14.86)	2:00.41 [5] (0:15.62)	1:44.79 [5] (0:15.65)	1:29.14 [5] (0:15.78)	1:13.36 [5] (0:15.94)	0:57.42 [7] (0:14.74)	0:42.69 [8] (0:14.10)	0:28.59 [6] (0:14.18)	0:14.42 [7] (0:14.42)
Average Speed [km/h]	53.9	48.8	46.5	46.0	46.2	45.5	48.9	51.5	51.1	49.8
Top Speed [km/h]	54.9	53.4	47.5	46.5	47.5	47.8	51.8	52.0	51.5	51.4
Avg. Dist. to Rail [m]	2.2	1.3	1.4	3.7	1.7	1.4	2.3	1.3	1.3	5.3



[] Ranking at each section and finish
 -:-:- No data available at this section
 NA No data available

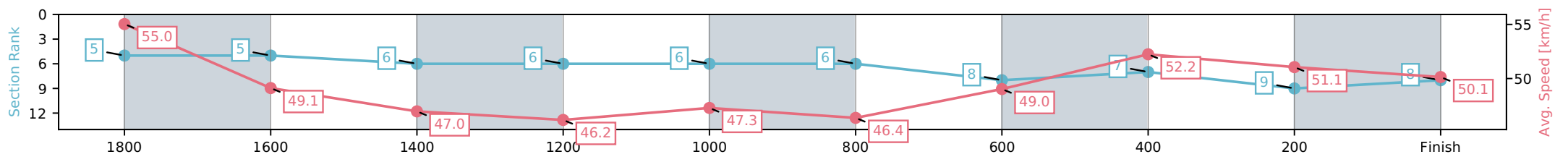
Horse/Jockey Name	Candy Cane/R E Harrison
Finish Rank	8
Fastest Section Time (Section)	0:14.07 (600-400)
Top Speed [km/h] (Section)	56.0 (1980 - 1800)
Race State	Finished



NZ Metropolitan Trotting Club Inc Harness
 Race 11: ROAD METALS MOBILE PACE - 1980m
 30 January 2026 - 9:53PM
 Weather: Fine



Section	L1980	L1800	L1600	L1400	L1200	L1000	L800	L600	L400	L200
Section Times	2:27.06 (0:11.69)	2:15.37 [5] (0:15.00)	2:00.37 [6] (0:15.68)	1:44.69 [6] (0:15.60)	1:29.09 [6] (0:15.66)	1:13.43 [6] (0:15.94)	0:57.50 [8] (0:14.69)	0:42.81 [7] (0:14.07)	0:28.74 [9] (0:14.42)	0:14.32 [8] (0:14.32)
Average Speed [km/h]	55.0	49.1	47.0	46.2	47.3	46.4	49.0	52.2	51.1	50.1
Top Speed [km/h]	56.0	52.9	47.9	47.4	48.6	48.4	52.6	52.8	53.9	54.3
Avg. Dist. to Rail [m]	4.0	3.2	3.2	5.7	3.5	3.5	4.1	3.0	3.8	9.0



[] Ranking at each section and finish
 -:-:- No data available at this section
 NA No data available

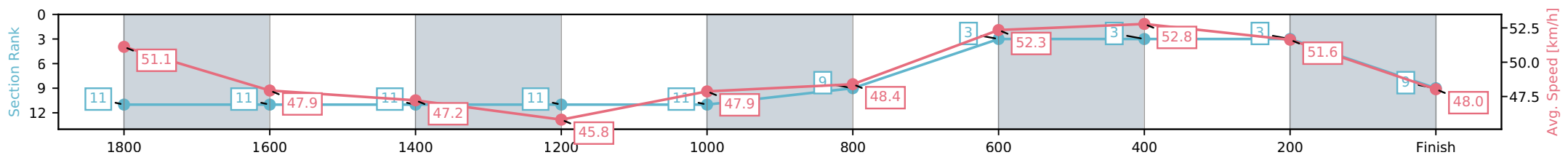
Horse/Jockey Name	Cheer The Captain/T M Williams
Finish Rank	9
Fastest Section Time (Section)	0:13.76 (800-600)
Top Speed [km/h] (Section)	53.3 (1980 - 1800)
Race State	Finished



NZ Metropolitan Trotting Club Inc Harness
 Race 11: ROAD METALS MOBILE PACE - 1980m
 30 January 2026 - 9:53PM
 Weather: Fine



Section	L1980	L1800	L1600	L1400	L1200	L1000	L800	L600	L400	L200
Section Times	2:27.08 (0:12.29)	2:14.79 [11] (0:15.43)	1:59.36 [11] (0:15.65)	1:43.71 [11] (0:15.72)	1:28.00 [11] (0:15.54)	1:12.45 [9] (0:15.38)	0:57.07 [3] (0:13.76)	0:43.31 [3] (0:14.06)	0:29.25 [3] (0:14.32)	0:14.93 [9] (0:14.93)
Average Speed [km/h]	51.1	47.9	47.2	45.8	47.9	48.4	52.3	52.8	51.6	48.0
Top Speed [km/h]	53.3	49.0	47.7	47.5	49.8	51.9	52.8	53.0	53.1	49.9
Avg. Dist. to Rail [m]	9.4	4.7	3.6	5.7	4.0	4.4	5.8	4.2	4.2	7.9



[] Ranking at each section and finish
 -:-:- No data available at this section
 NA No data available

Horse/Jockey Name	Ocean Of Tears/G D O'Reilly
Finish Rank	10
Fastest Section Time (Section)	0:14.07 (600-400)
Top Speed [km/h] (Section)	54.2 (1980 - 1800)
Race State	Finished



NZ Metropolitan Trotting Club Inc Harness

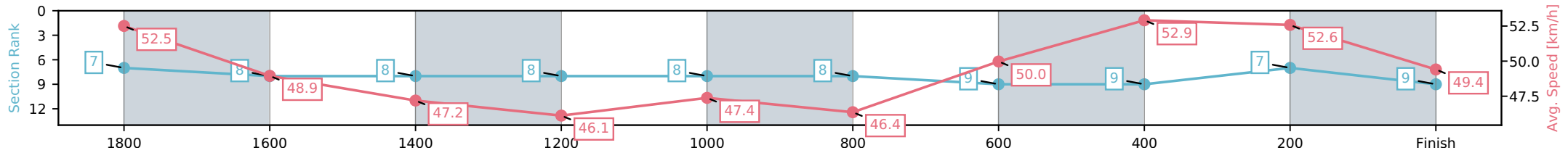
Race 11: ROAD METALS MOBILE PACE - 1980m

30 January 2026 - 9:53PM

Weather: Fine



Section	L1980	L1800	L1600	L1400	L1200	L1000	L800	L600	L400	L200
Section Times	2:27.08 (0:11.99)	2:15.09 [8] (0:15.07)	2:00.02 [8] (0:15.64)	1:44.38 [8] (0:15.62)	1:28.77 [8] (0:15.65)	1:13.12 [8] (0:15.94)	0:57.17 [9] (0:14.42)	0:42.76 [9] (0:14.07)	0:28.69 [7] (0:14.16)	0:14.52 [9] (0:14.52)
Average Speed [km/h]	52.5	48.9	47.2	46.1	47.4	46.4	50.0	52.9	52.6	49.4
Top Speed [km/h]	54.2	50.7	48.2	47.2	49.0	48.5	53.0	53.2	53.1	52.3
Avg. Dist. to Rail [m]	5.5	3.4	3.5	5.9	3.7	3.7	5.2	4.7	5.6	11.2



- [] Ranking at each section and finish
- :-:- No data available at this section
- NA No data available

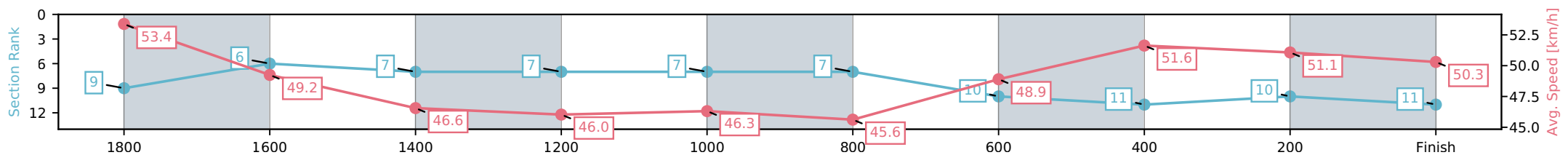
Horse/Jockey Name	Woodlea Rocks/J C Morrison
Finish Rank	11
Fastest Section Time (Section)	0:14.09 (600-400)
Top Speed [km/h] (Section)	54.5 (1980 - 1800)
Race State	Finished



NZ Metropolitan Trotting Club Inc Harness
 Race 11: ROAD METALS MOBILE PACE - 1980m
 30 January 2026 - 9:53PM
 Weather: Fine



Section	L1980	L1800	L1600	L1400	L1200	L1000	L800	L600	L400	L200
Section Times	2:27.09 (0:12.05)	2:15.04 [6] (0:14.77)	2:00.27 [7] (0:15.60)	1:44.66 [7] (0:15.65)	1:29.02 [7] (0:15.78)	1:13.23 [7] (0:15.94)	0:57.29 [10] (0:14.72)	0:42.57 [11] (0:14.09)	0:28.48 [10] (0:14.22)	0:14.26 [11] (0:14.26)
Average Speed [km/h]	53.4	49.2	46.6	46.0	46.3	45.6	48.9	51.6	51.1	50.3
Top Speed [km/h]	54.5	53.2	48.0	46.7	47.6	47.8	51.8	52.3	51.4	51.2
Avg. Dist. to Rail [m]	2.6	1.6	1.5	4.0	1.9	1.6	2.5	1.5	1.6	3.0



[] Ranking at each section and finish
 -:-:- No data available at this section
 NA No data available

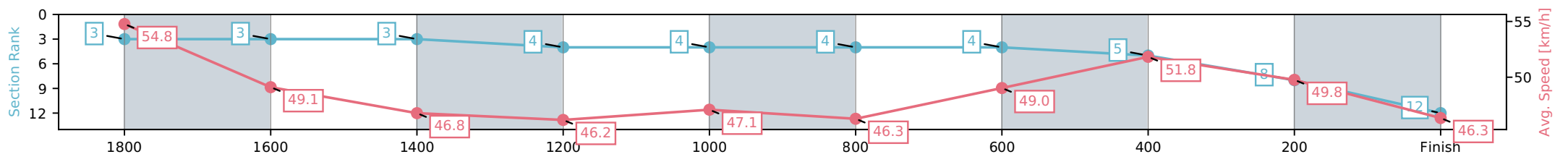
Horse/Jockey Name	Nickel And Dime/W J House
Finish Rank	12
Fastest Section Time (Section)	0:14.11 (600-400)
Top Speed [km/h] (Section)	55.9 (1980 - 1800)
Race State	Finished



NZ Metropolitan Trotting Club Inc Harness
 Race 11: ROAD METALS MOBILE PACE - 1980m
 30 January 2026 - 9:53PM
 Weather: Fine



Section	L1980	L1800	L1600	L1400	L1200	L1000	L800	L600	L400	L200
Section Times	2:28.16 (0:11.48)	2:16.68 [3] (0:14.86)	2:01.81 [3] (0:15.65)	1:46.16 [4] (0:15.60)	1:30.56 [4] (0:15.73)	1:14.84 [4] (0:15.93)	0:58.90 [4] (0:14.68)	0:44.22 [5] (0:14.11)	0:30.11 [8] (0:14.66)	0:15.46 [12] (0:15.46)
Average Speed [km/h]	54.8	49.1	46.8	46.2	47.1	46.3	49.0	51.8	49.8	46.3
Top Speed [km/h]	55.9	51.5	47.5	47.2	48.2	48.1	52.0	52.3	52.0	49.5
Avg. Dist. to Rail [m]	5.8	2.4	2.6	5.7	3.5	3.2	3.2	2.2	2.4	6.5



[] Ranking at each section and finish
 -:-:- No data available at this section
 NA No data available