



NZ Metropolitan Trotting Club Inc Harness
 Race 12: GOLD BAND TAXIS MOBILE PACE - 1980m
 30 January 2026 - 10:22PM



Weather: Fine

Field Times (Race Tempo) 2:27.92 (0:11.41) 2:16.51 (0:14.18) 2:02.33 (0:15.63) 1:46.70 (0:16.21) 1:30.49 (0:16.00) 1:14.50 (0:15.53) 0:58.97 (0:15.23) 0:43.73 (0:14.92)

Rank	TAB#	Horse	Overall Time	First 400m	Top Speed km/h (Section)	L1980	L1800	L1600	L1400	L1200	L1000	L800	L600
	(BAR#)	Driver	Margin (DT-W)	Last 600m	Fastest Section (Time)	Start - 1800	1800 - 1600	1600 - 1400	1400 - 1200	1200 - 1000	1000 - 800	800 - 600	600 - 400
1	2	Hawk Touie Louie	2:27.92	0:27.85	55.9 (1980 - 1800)	2:27.92	2:16.51 [1]	2:02.02 [2]	1:46.40 [2]	1:30.17 [2]	1:14.18 [3]	0:58.64 [3]	0:43.42 [3]
	(2)	R J Butt		0:43.42	200-0 (0:13.96)	(0:11.41)	(0:14.49)	(0:15.62)	(0:16.22)	(0:15.99)	(0:15.54)	(0:15.22)	(0:14.92)
2	4	Stumpy Blackler	2:28.38	0:27.56	55.6 (1980 - 1800)	2:28.38	2:16.93 [2]	2:02.79 [1]	1:47.16 [1]	1:30.95 [1]	1:14.96 [1]	0:59.42 [1]	0:44.19 [1]
	(4)	T M Williams	2.6L (+2)	0:44.19	1800-1600 (0:14.14)	(0:11.45)	(0:14.14)	(0:15.63)	(0:16.21)	(0:16.00)	(0:15.53)	(0:15.23)	(0:14.92)
3	1	Major Li	2:28.72	0:28.21	55.7 (1980 - 1800)	2:28.72	2:17.19 [3]	2:02.47 [3]	1:46.82 [3]	1:30.65 [3]	1:14.66 [4]	0:59.15 [5]	0:43.87 [4]
	(1)	S J Thornley	4.4L (-1)	0:43.88	200-0 (0:14.34)	(0:11.53)	(0:14.72)	(0:15.65)	(0:16.17)	(0:16.00)	(0:15.50)	(0:15.28)	(0:14.87)
4	3	Willy Away	2:29.27	0:28.44	54.3 (1980 - 1800)	2:29.27	2:17.34 [4]	2:02.68 [4]	1:47.10 [4]	1:30.88 [4]	1:15.20 [5]	0:59.74 [4]	0:44.39 [5]
	(3)	C A Butt	7.5L (+8)	0:44.40	1800-1600 (0:14.67)	(0:11.93)	(0:14.67)	(0:15.58)	(0:16.22)	(0:15.68)	(0:15.46)	(0:15.35)	(0:14.80)
5	7	Ifyoucouldcwhatic	2:29.34	0:29.07	52.0 (1980 - 1800)	2:29.34	2:16.54 [6]	2:01.80 [6]	1:46.45 [6]	1:30.79 [5]	1:15.63 [2]	1:00.16 [2]	0:44.88 [2]
	(U1)	P J Davis	7.9L (+14)	0:44.88	1800-1600 (0:14.74)	(0:12.80)	(0:14.74)	(0:15.35)	(0:15.66)	(0:15.16)	(0:15.47)	(0:15.28)	(0:14.94)
6	5	Take A Chance On Me	2:29.44	0:28.98	53.3 (1980 - 1800)	2:29.44	2:17.32 [5]	2:02.30 [5]	1:46.88 [5]	1:30.78 [6]	1:15.01 [6]	0:59.63 [6]	0:44.35 [6]
	(5)	R E Harrison	8.4L (+7)	0:44.35	400-200 (0:14.62)	(0:12.12)	(0:15.02)	(0:15.42)	(0:16.10)	(0:15.76)	(0:15.38)	(0:15.28)	(0:15.03)

Scratched: Reimburst (#6)



NZ Metropolitan Trotting Club Inc Harness
 Race 12: GOLD BAND TAXIS MOBILE PACE - 1980m
 30 January 2026 - 10:22PM



Weather: Fine

Field Times 0:28.81 0:14.09
 (Race Tempo) (0:14.73) (0:14.09)

Rank	TAB#	Horse	Overall Time	First 400m	Top Speed km/h (Section)	L400	L200						
	(BAR#)	Driver	Margin (DT-W)	Last 600m	Fastest Section (Time)	400 - 200	200 - Finish						
1	2	Hawk Touie Louie	2:27.92	0:27.85	55.9 (1980 - 1800)	0:28.50 [3]	0:13.96 [2]						
	(2)	R J Butt		0:43.42	200-0 (0:13.96)	(0:14.54)	(0:13.96)						
2	4	Stumpy Blackler	2:28.38	0:27.56	55.6 (1980 - 1800)	0:29.27 [1]	0:14.54 [1]						
	(4)	T M Williams	2.6L (+2)	0:44.19	1800-1600 (0:14.14)	(0:14.73)	(0:14.54)						
3	1	Major Li	2:28.72	0:28.21	55.7 (1980 - 1800)	0:29.00 [5]	0:14.34 [5]						
	(1)	S J Thornley	4.4L (-1)	0:43.88	200-0 (0:14.34)	(0:14.67)	(0:14.34)						
4	3	Willy Away	2:29.27	0:28.44	54.3 (1980 - 1800)	0:29.59 [4]	0:14.90 [4]						
	(3)	C A Butt	7.5L (+8)	0:44.40	1800-1600 (0:14.67)	(0:14.70)	(0:14.90)						
5	7	Ifyoucouldcwhatic	2:29.34	0:29.07	52.0 (1980 - 1800)	0:29.94 [2]	0:14.99 [3]						
	(U1)	P J Davis	7.9L (+14)	0:44.88	1800-1600 (0:14.74)	(0:14.95)	(0:14.99)						
6	5	Take A Chance On Me	2:29.44	0:28.98	53.3 (1980 - 1800)	0:29.32 [6]	0:14.70 [6]						
	(5)	R E Harrison	8.4L (+7)	0:44.35	400-200 (0:14.62)	(0:14.62)	(0:14.70)						

Scratched: Reimburst (#6)

- [] Position in running at each section and finish TAB# Saddle cloth number
- :-:- No data available at this section BAR# Barrier/Gate Position
- NA No data available DNF Did not finish
- DNT Did not track DT-W Distance travelled compared to winner in metres

- Fastest split
- Fastest section

Horse/Jockey Name	Hawk Touie Louie/R J Butt
Finish Rank	1
Fastest Section Time (Section)	0:13.96 (200-0)
Top Speed [km/h] (Section)	55.9 (1980 - 1800)
Race State	Finished



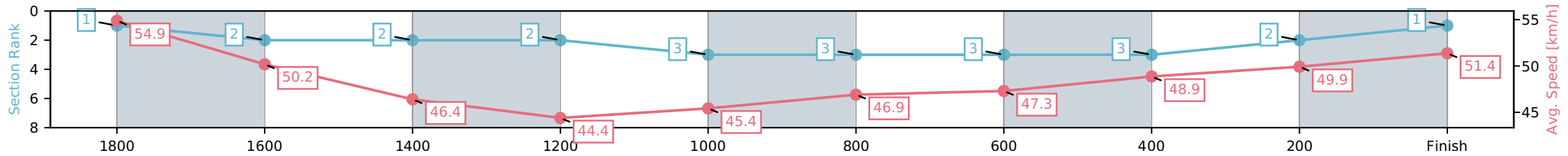
NZ Metropolitan Trotting Club Inc Harness
Race 12: GOLD BAND TAXIS MOBILE PACE - 1980m



30 January 2026 - 10:22PM

Weather: Fine

Section	L1980	L1800	L1600	L1400	L1200	L1000	L800	L600	L400	L200
Section Times	2:27.92 (0:11.41)	2:16.51 [2] (0:14.49)	2:02.02 [2] (0:15.62)	1:46.40 [2] (0:16.22)	1:30.17 [3] (0:15.99)	1:14.18 [3] (0:15.54)	0:58.64 [3] (0:15.22)	0:43.42 [3] (0:14.92)	0:28.50 [2] (0:14.54)	0:13.96 [1] (0:13.96)
Average Speed [km/h]	54.9	50.2	46.4	44.4	45.4	46.9	47.3	48.9	49.9	51.4
Top Speed [km/h]	55.9	53.5	48.6	45.6	47.3	47.8	48.3	49.8	52.5	53.2
Avg. Dist. to Rail [m]	3.4	1.8	1.1	2.8	1.2	1.5	1.4	1.6	1.2	1.4



- [] Ranking at each section and finish
- :-:- No data available at this section
- NA No data available

Horse/Jockey Name	Stumpy Blackler/T M Williams
Finish Rank	2
Fastest Section Time (Section)	0:14.14 (1800-1600)
Top Speed [km/h] (Section)	55.6 (1980 - 1800)
Race State	Finished



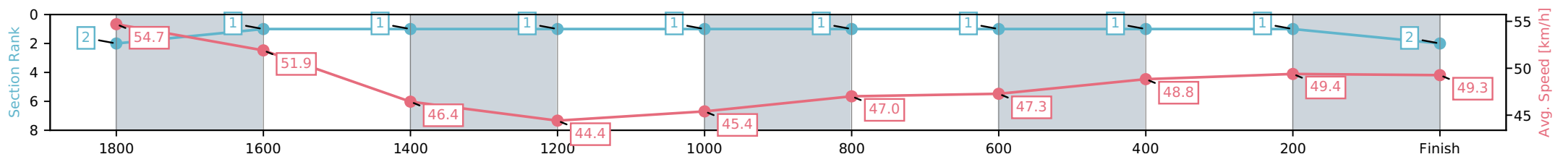
NZ Metropolitan Trotting Club Inc Harness
 Race 12: GOLD BAND TAXIS MOBILE PACE - 1980m



30 January 2026 - 10:22PM

Weather: Fine

Section	L1980	L1800	L1600	L1400	L1200	L1000	L800	L600	L400	L200
Section Times	2:28.38 (0:11.45)	2:16.93 [1] (0:14.14)	2:02.79 [1] (0:15.63)	1:47.16 [1] (0:16.21)	1:30.95 [1] (0:16.00)	1:14.96 [1] (0:15.53)	0:59.42 [1] (0:15.23)	0:44.19 [1] (0:14.92)	0:29.27 [1] (0:14.73)	0:14.54 [2] (0:14.54)
Average Speed [km/h]	54.7	51.9	46.4	44.4	45.4	47.0	47.3	48.8	49.4	49.3
Top Speed [km/h]	55.6	55.0	48.3	45.6	47.4	48.5	47.8	50.0	50.1	50.2
Avg. Dist. to Rail [m]	6.4	3.3	1.2	2.9	1.2	1.7	1.6	1.7	1.6	3.3



- [] Ranking at each section and finish
- :-:- No data available at this section
- NA No data available

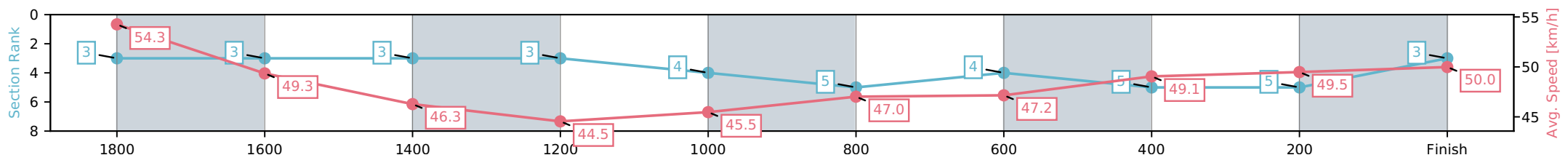
Horse/Jockey Name	Major Li/S J Thornley
Finish Rank	3
Fastest Section Time (Section)	0:14.34 (200-0)
Top Speed [km/h] (Section)	55.7 (1980 - 1800)
Race State	Finished



NZ Metropolitan Trotting Club Inc Harness
 Race 12: GOLD BAND TAXIS MOBILE PACE - 1980m
 30 January 2026 - 10:22PM
 Weather: Fine



Section	L1980	L1800	L1600	L1400	L1200	L1000	L800	L600	L400	L200
Section Times	2:28.72 (0:11.53)	2:17.19 [3] (0:14.72)	2:02.47 [3] (0:15.65)	1:46.82 [3] (0:16.17)	1:30.65 [4] (0:16.00)	1:14.66 [5] (0:15.50)	0:59.15 [4] (0:15.28)	0:43.87 [5] (0:14.87)	0:29.00 [5] (0:14.67)	0:14.34 [3] (0:14.34)
Average Speed [km/h]	54.3	49.3	46.3	44.5	45.5	47.0	47.2	49.1	49.5	50.0
Top Speed [km/h]	55.7	52.1	48.4	45.8	47.3	47.7	48.0	50.1	50.5	51.3
Avg. Dist. to Rail [m]	1.8	1.3	1.1	2.8	1.2	1.6	1.5	1.7	1.5	4.2



[] Ranking at each section and finish
 -:-:- No data available at this section
 NA No data available

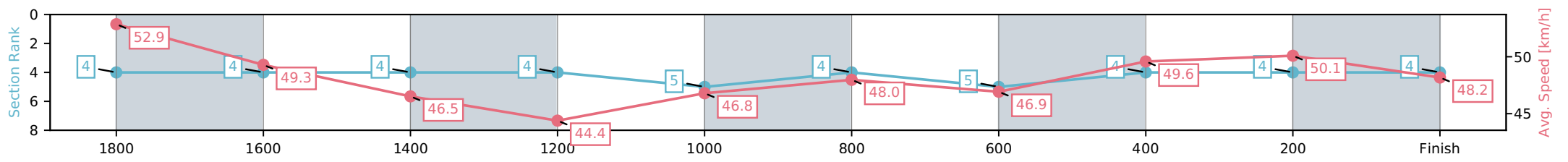
Horse/Jockey Name	Willy Away/C A Butt
Finish Rank	4
Fastest Section Time (Section)	0:14.67 (1800-1600)
Top Speed [km/h] (Section)	54.3 (1980 - 1800)
Race State	Finished



NZ Metropolitan Trotting Club Inc Harness
 Race 12: GOLD BAND TAXIS MOBILE PACE - 1980m
 30 January 2026 - 10:22PM
 Weather: Fine



Section	L1980	L1800	L1600	L1400	L1200	L1000	L800	L600	L400	L200
Section Times	2:29.27 (0:11.93)	2:17.34 [4] (0:14.67)	2:02.68 [4] (0:15.58)	1:47.10 [4] (0:16.22)	1:30.88 [5] (0:15.68)	1:15.20 [4] (0:15.46)	0:59.74 [5] (0:15.35)	0:44.39 [4] (0:14.80)	0:29.59 [4] (0:14.70)	0:14.90 [4] (0:14.90)
Average Speed [km/h]	52.9	49.3	46.5	44.4	46.8	48.0	46.9	49.6	50.1	48.2
Top Speed [km/h]	54.3	51.7	48.6	45.9	49.8	49.4	47.3	50.7	50.5	50.3
Avg. Dist. to Rail [m]	3.6	0.7	1.2	3.0	2.3	3.8	3.0	2.6	3.9	7.1



[] Ranking at each section and finish
 -:-:- No data available at this section
 NA No data available

Horse/Jockey Name	Ifyoucouldwhatic/P J Davis
Finish Rank	5
Fastest Section Time (Section)	0:14.74 (1800-1600)
Top Speed [km/h] (Section)	52.0 (1980 - 1800)
Race State	Finished



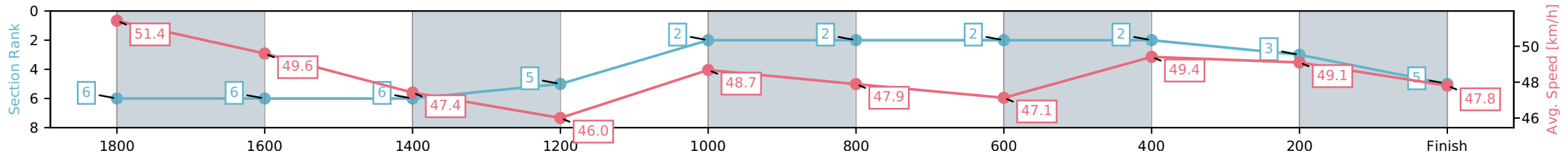
NZ Metropolitan Trotting Club Inc Harness
 Race 12: GOLD BAND TAXIS MOBILE PACE - 1980m



30 January 2026 - 10:22PM

Weather: Fine

Section	L1980	L1800	L1600	L1400	L1200	L1000	L800	L600	L400	L200
Section Times	2:29.34 (0:12.80)	2:16.54 [6] (0:14.74)	2:01.80 [6] (0:15.35)	1:46.45 [5] (0:15.66)	1:30.79 [2] (0:15.16)	1:15.63 [2] (0:15.47)	1:00.16 [2] (0:15.28)	0:44.88 [2] (0:14.94)	0:29.94 [3] (0:14.95)	0:14.99 [5] (0:14.99)
Average Speed [km/h]	51.4	49.6	47.4	46.0	48.7	47.9	47.1	49.4	49.1	47.8
Top Speed [km/h]	52.0	51.0	48.0	48.3	49.1	49.2	47.6	50.2	50.2	49.3
Avg. Dist. to Rail [m]	7.0	2.6	1.6	4.0	3.1	3.7	3.6	3.5	3.0	5.6



- [] Ranking at each section and finish
- :-:- No data available at this section
- NA No data available

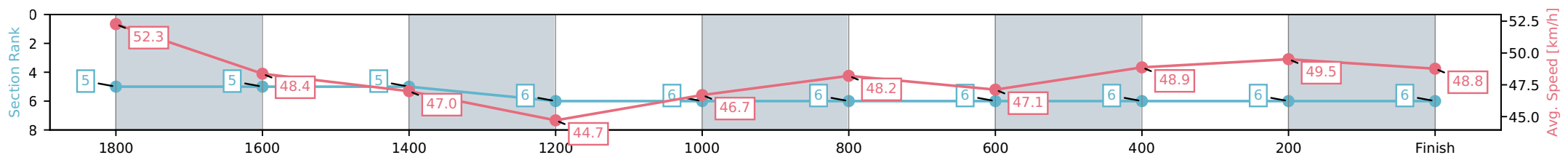
Horse/Jockey Name	Take A Chance On Me/R E Harrison
Finish Rank	6
Fastest Section Time (Section)	0:14.62 (400-200)
Top Speed [km/h] (Section)	53.3 (1980 - 1800)
Race State	Finished



NZ Metropolitan Trotting Club Inc Harness
 Race 12: GOLD BAND TAXIS MOBILE PACE - 1980m
 30 January 2026 - 10:22PM
 Weather: Fine



Section	L1980	L1800	L1600	L1400	L1200	L1000	L800	L600	L400	L200
Section Times	2:29.44 (0:12.12)	2:17.32 [5] (0:15.02)	2:02.30 [5] (0:15.42)	1:46.88 [6] (0:16.10)	1:30.78 [6] (0:15.76)	1:15.01 [6] (0:15.38)	0:59.63 [6] (0:15.28)	0:44.35 [6] (0:15.03)	0:29.32 [6] (0:14.62)	0:14.70 [6] (0:14.70)
Average Speed [km/h]	52.3	48.4	47.0	44.7	46.7	48.2	47.1	48.9	49.5	48.8
Top Speed [km/h]	53.3	50.7	47.6	46.4	49.7	49.8	47.6	50.1	50.2	49.7
Avg. Dist. to Rail [m]	7.5	1.8	1.1	2.9	2.6	3.6	3.4	2.9	1.0	1.8



[] Ranking at each section and finish
 -:-:- No data available at this section
 NA No data available