



NZ Metropolitan Trotting Club Inc Harness
 Race 1: HRS CONSTRUCTION (AMATEUR DRIVERS) MOBILE PACE - 1980m
 05 February 2026 - 5:05PM



Weather: Fine

Field Times (Race Tempo) 2:28.08 2:16.61 2:02.51 1:47.50 1:30.75 1:14.14 0:58.23 0:44.06
 (0:11.47) (0:14.10) (0:15.01) (0:16.74) (0:16.61) (0:15.92) (0:14.17) (0:14.41)

Rank	TAB#	Horse	Overall Time	First 400m	Top Speed km/h (Section)	L1980	L1800	L1600	L1400	L1200	L1000	L800	L600
	(BAR#)	Driver	Margin (DT-W)	Last 600m	Fastest Section (Time)	Start - 1800	1800 - 1600	1600 - 1400	1400 - 1200	1200 - 1000	1000 - 800	800 - 600	600 - 400
1	10	Patiro	2:28.10	0:28.05	53.8 (1980 - 1800)	2:28.10	2:16.00 [6]	2:01.68 [5]	1:46.28 [6]	1:30.04 [5]	1:13.64 [4]	0:57.90 [4]	0:43.74 [4]
	(10)	A C White		0:43.74	800-600 (0:14.16)	(0:12.10)	(0:14.32)	(0:15.40)	(0:16.24)	(0:16.40)	(0:15.74)	(0:14.16)	(0:14.37)
2	5	Warloch	2:28.08	0:28.06	53.9 (1980 - 1800)	2:28.08	2:16.22 [4]	2:01.94 [4]	1:46.57 [4]	1:30.33 [3]	1:13.95 [2]	0:58.19 [2]	0:44.06 [1]
	(5)	M J House	0.3L (-2)	0:44.05	800-600 (0:14.13)	(0:11.86)	(0:14.28)	(0:15.37)	(0:16.24)	(0:16.38)	(0:15.76)	(0:14.13)	(0:14.41)
3	2	Playing With Stars	2:28.35	0:28.78	53.4 (1980 - 1800)	2:28.35	2:16.37 [5]	2:01.58 [6]	1:46.23 [7]	1:29.94 [7]	1:13.58 [6]	0:57.87 [7]	0:43.67 [7]
	(2)	S P Murtha	1.8L (-1)	0:43.67	800-600 (0:14.20)	(0:11.98)	(0:14.79)	(0:15.35)	(0:16.29)	(0:16.37)	(0:15.71)	(0:14.20)	(0:14.35)
4	4	Lily's A Star	2:28.66	0:28.84	52.3 (400-200)	2:28.66	2:15.97 [9]	2:01.67 [7]	1:46.95 [5]	1:30.36 [6]	1:13.81 [7]	0:57.85 [9]	0:43.60 [11]
	(4)	B J Wilmott	3.5L (-10)	0:43.60	800-600 (0:14.26)	(0:12.69)	(0:14.30)	(0:14.72)	(0:16.60)	(0:16.55)	(0:15.96)	(0:14.26)	(0:14.54)
5	8	Just Ask Paddy	2:28.75	0:29.65	53.2 (600-400)	2:28.75	2:16.02 [10]	2:01.01 [10]	1:45.66 [10]	1:29.23 [10]	1:12.94 [10]	0:57.57 [11]	0:43.79 [9]
	(8)	A N Edge	4.0L (+12)	0:43.79	800-600 (0:13.78)	(0:12.73)	(0:15.01)	(0:15.35)	(0:16.43)	(0:16.29)	(0:15.36)	(0:13.78)	(0:14.41)
6	11	Taumutu Lad	2:28.75	0:28.74	53.1 (1980 - 1800)	2:28.75	2:16.50 [7]	2:01.70 [8]	1:46.31 [8]	1:29.99 [8]	1:13.68 [8]	0:57.96 [8]	0:43.78 [10]
	(11)	D A C Roberts	4.0L (+0)	0:43.77	800-600 (0:14.18)	(0:12.25)	(0:14.80)	(0:15.39)	(0:16.32)	(0:16.32)	(0:15.72)	(0:14.18)	(0:14.34)
7	7	Dover Terrace	2:29.02	0:27.40	54.2 (1980 - 1800)	2:29.02	2:17.28 [2]	2:03.45 [1]	1:48.44 [1]	1:31.70 [1]	1:15.08 [1]	0:59.17 [1]	0:44.92 [2]
	(7)	N J H Munro	5.5L (-11)	0:44.92	1800-1600 (0:13.83)	(0:11.74)	(0:13.83)	(0:15.01)	(0:16.74)	(0:16.61)	(0:15.92)	(0:14.25)	(0:14.34)
8	6	Courtney Rose	2:29.05	0:29.36	53.3 (600-400)	2:29.05	2:16.64 [8]	2:01.66 [9]	1:46.29 [9]	1:29.86 [9]	1:13.62 [9]	0:58.24 [10]	0:44.39 [6]
	(6)	M F Maynard	5.7L (+8)	0:44.39	800-600 (0:13.86)	(0:12.41)	(0:14.98)	(0:15.37)	(0:16.43)	(0:16.24)	(0:15.37)	(0:13.86)	(0:14.41)
9	9	Mouton Cadet	2:29.39	0:29.90	53.0 (800-600)	2:29.39	2:16.31 [11]	2:01.28 [11]	1:46.00 [11]	1:29.50 [11]	1:13.46 [11]	0:58.96 [5]	0:45.26 [3]
	(9)	C P Negus	7.6L (+13)	0:45.26	800-600 (0:13.70)	(0:13.08)	(0:15.02)	(0:15.28)	(0:16.50)	(0:16.04)	(0:14.50)	(0:13.70)	(0:14.60)
10	3	Foveaux Gambler	2:32.19	0:27.51	55.5 (1980 - 1800)	2:32.19	2:20.72 [1]	2:06.60 [2]	1:51.32 [2]	1:34.56 [2]	1:17.97 [3]	1:02.04 [3]	0:47.78 [5]
	(3)	C M Wigg	23.1L (-15)	0:47.78	1800-1600 (0:14.12)	(0:11.47)	(0:14.12)	(0:15.28)	(0:16.76)	(0:16.60)	(0:15.93)	(0:14.26)	(0:14.38)

[] Position in running at each section and finish TAB# Saddle cloth number
 -:-:- No data available at this section BAR# Barrier/Gate Position
 NA No data available DNF Did not finish
 DNT Did not track DT-W Distance travelled compared to winner in metres

Fastest split
 Fastest section



NZ Metropolitan Trotting Club Inc Harness
 Race 1: HRS CONSTRUCTION (AMATEUR DRIVERS) MOBILE PACE - 1980m
 05 February 2026 - 5:05PM



Weather: Fine

Field Times (Race Tempo) 2:28.08 (0:11.47) 2:16.61 (0:14.10) 2:02.51 (0:15.01) 1:47.50 (0:16.74) 1:30.75 (0:16.61) 1:14.14 (0:15.92) 0:58.23 (0:14.17) 0:44.06 (0:14.41)

Rank	TAB#	Horse	Overall Time	First 400m	Top Speed km/h (Section)	L1980	L1800	L1600	L1400	L1200	L1000	L800	L600
	(BAR#)	Driver	Margin (DT-W)	Last 600m	Fastest Section (Time)	Start - 1800	1800 - 1600	1600 - 1400	1400 - 1200	1200 - 1000	1000 - 800	800 - 600	600 - 400
11	1	Hes Santas Excuse	2:32.58	0:27.80	53.8 (1980 - 1800)	2:32.58	2:20.80 [3]	2:06.69 [3]	1:51.39 [3]	1:34.64 [4]	1:18.06 [5]	1:02.10 [6]	0:47.81 [8]
	(1)	W A Frost	25.3L (-15)	0:47.82	1800-1600 (0:14.12)	(0:11.78)	(0:14.12)	(0:15.30)	(0:16.75)	(0:16.58)	(0:15.95)	(0:14.29)	(0:14.55)

- [] Position in running at each section and finish
- [-:-:-] No data available at this section
- NA No data available
- DNT Did not track
- TAB# Saddle cloth number
- BAR# Barrier/Gate Position
- DNF Did not finish
- DT-W Distance travelled compared to winner in metres

- Fastest split
- Fastest section



NZ Metropolitan Trotting Club Inc Harness
 Race 1: HRS CONSTRUCTION (AMATEUR DRIVERS) MOBILE PACE - 1980m
 05 February 2026 - 5:05PM



Weather: Fine

Field Times 0:29.64 0:14.89
 (Race Tempo) (0:14.76) (0:14.89)

Rank	TAB#	Horse	Overall Time	First 400m	Top Speed km/h (Section)	L400	L200						
	(BAR#)	Driver	Margin (DT-W)	Last 600m	Fastest Section (Time)	400 - 200	200 - Finish						
1	10	Patiro	2:28.10	0:28.05	53.8 (1980 - 1800)	0:29.37 [4]	0:14.91 [1]						
	(10)	A C White		0:43.74	800-600 (0:14.16)	(0:14.46)	(0:14.91)						
2	5	Warloch	2:28.08	0:28.06	53.9 (1980 - 1800)	0:29.64 [2]	0:14.84 [2]						
	(5)	M J House	0.3L (-2)	0:44.05	800-600 (0:14.13)	(0:14.80)	(0:14.84)						
3	2	Playing With Stars	2:28.35	0:28.78	53.4 (1980 - 1800)	0:29.32 [6]	0:14.63 [4]						
	(2)	S P Murtha	1.8L (-1)	0:43.67	800-600 (0:14.20)	(0:14.69)	(0:14.63)						
4	4	Lily's A Star	2:28.66	0:28.84	52.3 (400-200)	0:29.06 [11]	0:14.44 [9]						
	(4)	B J Wilmott	3.5L (-10)	0:43.60	800-600 (0:14.26)	(0:14.62)	(0:14.44)						
5	8	Just Ask Paddy	2:28.75	0:29.65	53.2 (600-400)	0:29.38 [10]	0:14.63 [7]						
	(8)	A N Edge	4.0L (+12)	0:43.79	800-600 (0:13.78)	(0:14.75)	(0:14.63)						
6	11	Taumutu Lad	2:28.75	0:28.74	53.1 (1980 - 1800)	0:29.43 [8]	0:14.72 [6]						
	(11)	D A C Roberts	4.0L (+0)	0:43.77	800-600 (0:14.18)	(0:14.71)	(0:14.72)						
7	7	Dover Terrace	2:29.02	0:27.40	54.2 (1980 - 1800)	0:30.58 [1]	0:15.77 [3]						
	(7)	N J H Munro	5.5L (-11)	0:44.92	1800-1600 (0:13.83)	(0:14.81)	(0:15.77)						
8	6	Courtney Rose	2:29.05	0:29.36	53.3 (600-400)	0:29.98 [7]	0:14.89 [8]						
	(6)	M F Maynard	5.7L (+8)	0:44.39	800-600 (0:13.86)	(0:15.09)	(0:14.89)						
9	9	Mouton Cadet	2:29.39	0:29.90	53.0 (800-600)	0:30.67 [3]	0:15.56 [5]						
	(9)	C P Negus	7.6L (+13)	0:45.26	800-600 (0:13.70)	(0:15.10)	(0:15.56)						
10	3	Foveaux Gambler	2:32.19	0:27.51	55.5 (1980 - 1800)	0:33.40 [5]	0:16.88 [10]						
	(3)	C M Wigg	23.1L (-15)	0:47.78	1800-1600 (0:14.12)	(0:16.52)	(0:16.88)						

[] Position in running at each section and finish TAB# Saddle cloth number
 -:-:- No data available at this section BAR# Barrier/Gate Position
 NA No data available DNF Did not finish
 DNT Did not track DT-W Distance travelled compared to winner in metres

Fastest split
 Fastest section



NZ Metropolitan Trotting Club Inc Harness
 Race 1: HRS CONSTRUCTION (AMATEUR DRIVERS) MOBILE PACE - 1980m
 05 February 2026 - 5:05PM



Weather: Fine

Field Times 0:29.64 0:14.89
 (Race Tempo) (0:14.76) (0:14.89)

Rank	TAB#	Horse	Overall Time	First 400m	Top Speed km/h (Section)	L400	L200						
	(BAR#)	Driver	Margin (DT-W)	Last 600m	Fastest Section (Time)	400 - 200	200 - Finish						
11	1	Hes Santas Excuse	2:32.58	0:27.80	53.8 (1980 - 1800)	0:33.26 [9]	0:17.02 [11]						
	(1)	W A Frost	25.3L (-15)	0:47.82	1800-1600 (0:14.12)	(0:16.25)	(0:17.02)						

- [] Position in running at each section and finish TAB# Saddle cloth number
- :--:-- No data available at this section BAR# Barrier/Gate Position
- NA No data available DNF Did not finish
- DNT Did not track DT-W Distance travelled compared to winner in metres

- Fastest split
- Fastest section

Horse/Jockey Name	Patiro/A C White
Finish Rank	1
Fastest Section Time (Section)	0:14.16 (800-600)
Top Speed [km/h] (Section)	53.8 (1980 - 1800)
Race State	Finished



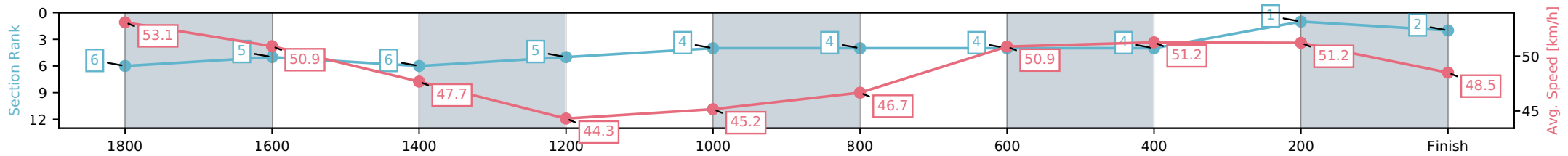
NZ Metropolitan Trotting Club Inc Harness
 Race 1: HRS CONSTRUCTION (AMATEUR DRIVERS)
 MOBILE PACE - 1980m



05 February 2026 - 5:05PM

Weather: Fine

Section	L1980	L1800	L1600	L1400	L1200	L1000	L800	L600	L400	L200
Section Times	2:28.10 (0:12.10)	2:16.00 [5] (0:14.32)	2:01.68 [6] (0:15.40)	1:46.28 [5] (0:16.24)	1:30.04 [4] (0:16.40)	1:13.64 [4] (0:15.74)	0:57.90 [4] (0:14.16)	0:43.74 [4] (0:14.37)	0:29.37 [1] (0:14.46)	0:14.91 [2] (0:14.91)
Average Speed [km/h]	53.1	50.9	47.7	44.3	45.2	46.7	50.9	51.2	51.2	48.5
Top Speed [km/h]	53.8	52.7	50.0	45.1	47.2	47.7	52.6	52.7	51.4	51.2
Avg. Dist. to Rail [m]	2.5	1.9	2.5	5.3	3.4	2.9	4.0	3.3	4.3	6.0



- [] Ranking at each section and finish
- :-:- No data available at this section
- NA No data available

Horse/Jockey Name	Warloch/M J House
Finish Rank	2
Fastest Section Time (Section)	0:14.13 (800-600)
Top Speed [km/h] (Section)	53.9 (1980 - 1800)
Race State	Finished



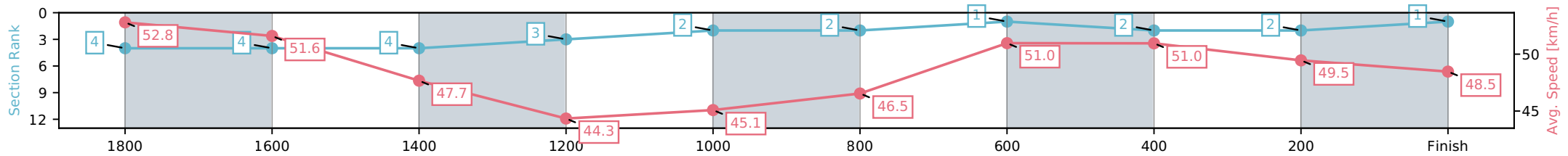
NZ Metropolitan Trotting Club Inc Harness
 Race 1: HRS CONSTRUCTION (AMATEUR DRIVERS)
 MOBILE PACE - 1980m



05 February 2026 - 5:05PM

Weather: Fine

Section	L1980	L1800	L1600	L1400	L1200	L1000	L800	L600	L400	L200
Section Times	2:28.08 (0:11.86)	2:16.22 [4] (0:14.28)	2:01.94 [4] (0:15.37)	1:46.57 [3] (0:16.24)	1:30.33 [2] (0:16.38)	1:13.95 [2] (0:15.76)	0:58.19 [1] (0:14.13)	0:44.06 [2] (0:14.41)	0:29.64 [2] (0:14.80)	0:14.84 [1] (0:14.84)
Average Speed [km/h]	52.8	51.6	47.7	44.3	45.1	46.5	51.0	51.0	49.5	48.5
Top Speed [km/h]	53.9	53.1	50.9	44.9	46.9	47.4	53.1	53.2	50.5	50.4
Avg. Dist. to Rail [m]	7.5	3.8	2.3	5.3	3.3	2.7	3.7	3.0	2.6	4.2



- [] Ranking at each section and finish
- :-:- No data available at this section
- NA No data available

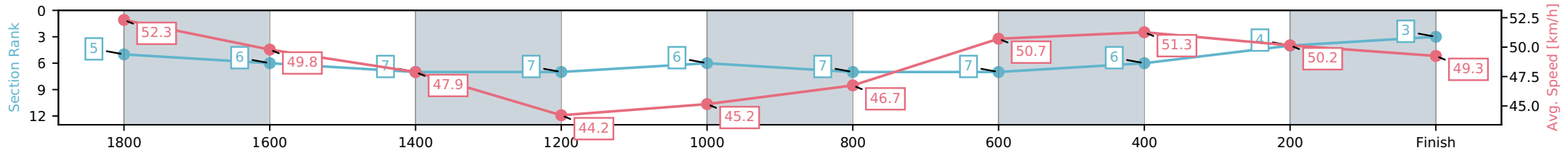
Horse/Jockey Name	Playing With Stars/S P Murtha
Finish Rank	3
Fastest Section Time (Section)	0:14.20 (800-600)
Top Speed [km/h] (Section)	53.4 (1980 - 1800)
Race State	Finished



NZ Metropolitan Trotting Club Inc Harness
 Race 1: HRS CONSTRUCTION (AMATEUR DRIVERS)
 MOBILE PACE - 1980m
 05 February 2026 - 5:05PM
 Weather: Fine



Section	L1980	L1800	L1600	L1400	L1200	L1000	L800	L600	L400	L200
Section Times	2:28.35 (0:11.98)	2:16.37 [6] (0:14.79)	2:01.58 [7] (0:15.35)	1:46.23 [7] (0:16.29)	1:29.94 [6] (0:16.37)	1:13.58 [7] (0:15.71)	0:57.87 [7] (0:14.20)	0:43.67 [6] (0:14.35)	0:29.32 [4] (0:14.69)	0:14.63 [3] (0:14.63)
Average Speed [km/h]	52.3	49.8	47.9	44.2	45.2	46.7	50.7	51.3	50.2	49.3
Top Speed [km/h]	53.4	51.6	50.3	45.1	47.3	48.1	52.7	53.2	50.8	50.3
Avg. Dist. to Rail [m]	3.9	3.4	2.7	5.1	3.4	2.8	3.6	3.1	3.3	1.7



- [] Ranking at each section and finish
- :-:- No data available at this section
- NA No data available

Horse/Jockey Name	Lily's A Star/B J Wilmott
Finish Rank	4
Fastest Section Time (Section)	0:14.26 (800-600)
Top Speed [km/h] (Section)	52.3 (400-200)
Race State	Finished



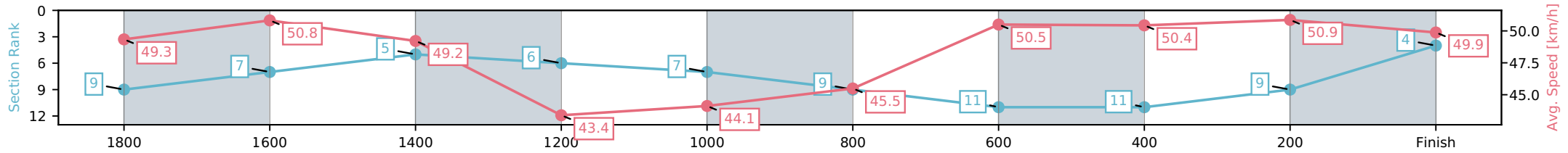
NZ Metropolitan Trotting Club Inc Harness
 Race 1: HRS CONSTRUCTION (AMATEUR DRIVERS)
 MOBILE PACE - 1980m



05 February 2026 - 5:05PM

Weather: Fine

Section	L1980	L1800	L1600	L1400	L1200	L1000	L800	L600	L400	L200
Section Times	2:28.66 (0:12.69)	2:15.97 [7] (0:14.30)	2:01.67 [5] (0:14.72)	1:46.95 [6] (0:16.60)	1:30.36 [7] (0:16.55)	1:13.81 [9] (0:15.96)	0:57.85 [11] (0:14.26)	0:43.60 [11] (0:14.54)	0:29.06 [9] (0:14.62)	0:14.44 [4] (0:14.44)
Average Speed [km/h]	49.3	50.8	49.2	43.4	44.1	45.5	50.5	50.4	50.9	49.9
Top Speed [km/h]	51.7	51.4	51.6	45.0	46.3	47.4	51.9	51.8	52.3	52.1
Avg. Dist. to Rail [m]	6.4	1.6	0.9	3.8	1.9	1.3	2.1	2.3	4.7	7.2



- [] Ranking at each section and finish
- :-:- No data available at this section
- NA No data available

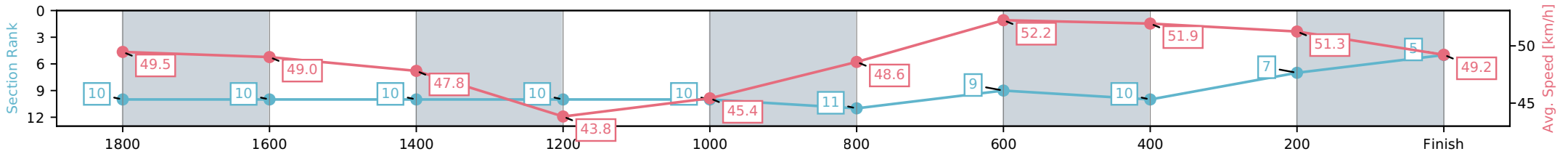
Horse/Jockey Name	Just Ask Paddy/A N Edge
Finish Rank	5
Fastest Section Time (Section)	0:13.78 (800-600)
Top Speed [km/h] (Section)	53.2 (600-400)
Race State	Finished



NZ Metropolitan Trotting Club Inc Harness
 Race 1: HRS CONSTRUCTION (AMATEUR DRIVERS)
 MOBILE PACE - 1980m
 05 February 2026 - 5:05PM
 Weather: Fine



Section	L1980	L1800	L1600	L1400	L1200	L1000	L800	L600	L400	L200
Section Times	2:28.75 (0:12.73)	2:16.02 [10] (0:15.01)	2:01.01 [10] (0:15.35)	1:45.66 [10] (0:16.43)	1:29.23 [10] (0:16.29)	1:12.94 [11] (0:15.36)	0:57.57 [9] (0:13.78)	0:43.79 [10] (0:14.41)	0:29.38 [7] (0:14.75)	0:14.63 [5] (0:14.63)
Average Speed [km/h]	49.5	49.0	47.8	43.8	45.4	48.6	52.2	51.9	51.3	49.2
Top Speed [km/h]	50.5	50.0	49.8	45.8	48.2	51.2	53.1	53.2	52.1	52.1
Avg. Dist. to Rail [m]	10.4	3.5	2.5	4.7	3.5	4.6	5.4	5.4	7.6	12.1



[] Ranking at each section and finish
 -:-:- No data available at this section
 NA No data available

Horse/Jockey Name	Taumutu Lad/D A C Roberts
Finish Rank	6
Fastest Section Time (Section)	0:14.18 (800-600)
Top Speed [km/h] (Section)	53.1 (1980 - 1800)
Race State	Finished



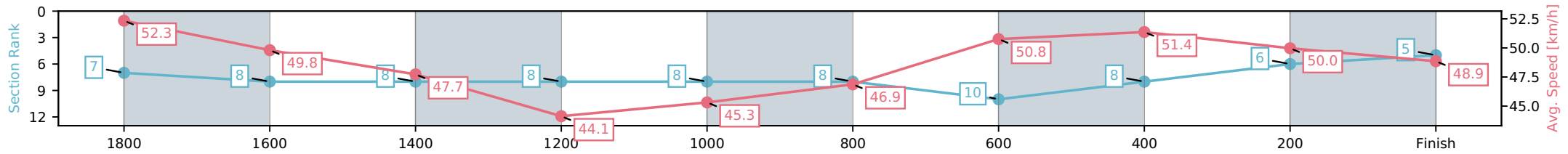
NZ Metropolitan Trotting Club Inc Harness
 Race 1: HRS CONSTRUCTION (AMATEUR DRIVERS)
 MOBILE PACE - 1980m



05 February 2026 - 5:05PM

Weather: Fine

Section	L1980	L1800	L1600	L1400	L1200	L1000	L800	L600	L400	L200
Section Times	2:28.75 (0:12.25)	2:16.50 [8] (0:14.80)	2:01.70 [8] (0:15.39)	1:46.31 [8] (0:16.32)	1:29.99 [8] (0:16.32)	1:13.68 [8] (0:15.72)	0:57.96 [10] (0:14.18)	0:43.78 [8] (0:14.34)	0:29.43 [6] (0:14.71)	0:14.72 [5] (0:14.72)
Average Speed [km/h]	52.3	49.8	47.7	44.1	45.3	46.9	50.8	51.4	50.0	48.9
Top Speed [km/h]	53.1	51.7	50.3	45.6	47.4	48.1	52.8	53.0	51.7	51.7
Avg. Dist. to Rail [m]	4.4	3.5	2.5	5.0	3.5	3.1	3.7	3.2	3.1	5.4



- [] Ranking at each section and finish
- :-:- No data available at this section
- NA No data available

Horse/Jockey Name	Dover Terrace/N J H Munro
Finish Rank	7
Fastest Section Time (Section)	0:13.83 (1800-1600)
Top Speed [km/h] (Section)	54.2 (1980 - 1800)
Race State	Finished



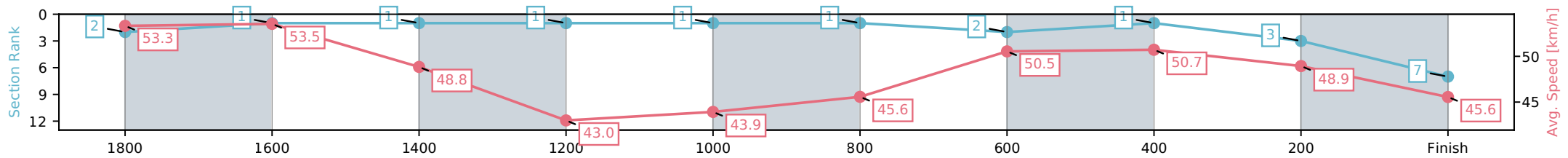
NZ Metropolitan Trotting Club Inc Harness
 Race 1: HRS CONSTRUCTION (AMATEUR DRIVERS)
 MOBILE PACE - 1980m



05 February 2026 - 5:05PM

Weather: Fine

Section	L1980	L1800	L1600	L1400	L1200	L1000	L800	L600	L400	L200
Section Times	2:29.02 (0:11.74)	2:17.28 [1] (0:13.83)	2:03.45 [1] (0:15.01)	1:48.44 [1] (0:16.74)	1:31.70 [1] (0:16.61)	1:15.08 [1] (0:15.92)	0:59.17 [2] (0:14.25)	0:44.92 [1] (0:14.34)	0:30.58 [3] (0:14.81)	0:15.77 [7] (0:15.77)
Average Speed [km/h]	53.3	53.5	48.8	43.0	43.9	45.6	50.5	50.7	48.9	45.6
Top Speed [km/h]	54.2	53.9	53.7	44.1	45.6	47.5	52.2	52.8	49.4	49.0
Avg. Dist. to Rail [m]	10.5	4.7	2.2	3.9	1.8	1.2	2.2	1.6	1.3	3.8



- [] Ranking at each section and finish
- :-:- No data available at this section
- NA No data available

Horse/Jockey Name	Courtney Rose/M F Maynard
Finish Rank	8
Fastest Section Time (Section)	0:13.86 (800-600)
Top Speed [km/h] (Section)	53.3 (600-400)
Race State	Finished



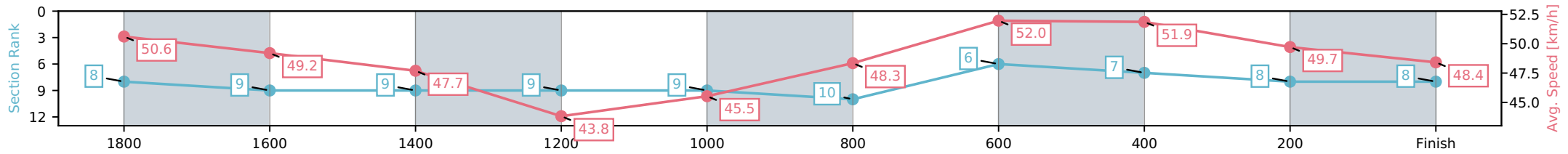
NZ Metropolitan Trotting Club Inc Harness
 Race 1: HRS CONSTRUCTION (AMATEUR DRIVERS)
 MOBILE PACE - 1980m



05 February 2026 - 5:05PM

Weather: Fine

Section	L1980	L1800	L1600	L1400	L1200	L1000	L800	L600	L400	L200
Section Times	2:29.05 (0:12.41)	2:16.64 [9] (0:14.98)	2:01.66 [9] (0:15.37)	1:46.29 [9] (0:16.43)	1:29.86 [9] (0:16.24)	1:13.62 [10] (0:15.37)	0:58.24 [6] (0:13.86)	0:44.39 [7] (0:14.41)	0:29.98 [8] (0:15.09)	0:14.89 [8] (0:14.89)
Average Speed [km/h]	50.6	49.2	47.7	43.8	45.5	48.3	52.0	51.9	49.7	48.4
Top Speed [km/h]	51.9	50.2	49.4	45.7	47.6	51.1	52.8	53.3	50.8	50.1
Avg. Dist. to Rail [m]	8.7	3.8	2.4	4.9	3.5	4.1	5.5	5.2	6.3	10.1



- [] Ranking at each section and finish
- :-:- No data available at this section
- NA No data available

Horse/Jockey Name	Mouton Cadet/C P Negus
Finish Rank	9
Fastest Section Time (Section)	0:13.70 (800-600)
Top Speed [km/h] (Section)	53.0 (800-600)
Race State	Finished



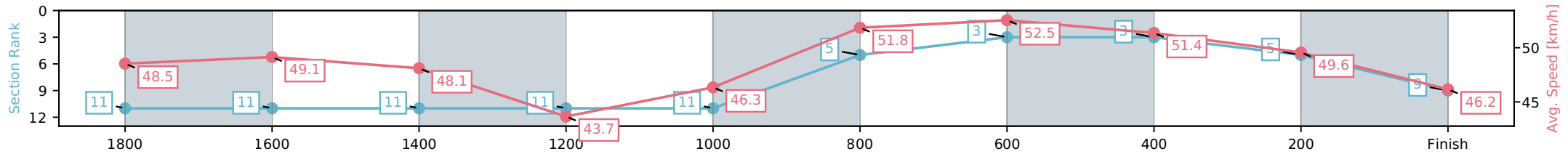
NZ Metropolitan Trotting Club Inc Harness
 Race 1: HRS CONSTRUCTION (AMATEUR DRIVERS)
 MOBILE PACE - 1980m



05 February 2026 - 5:05PM

Weather: Fine

Section	L1980	L1800	L1600	L1400	L1200	L1000	L800	L600	L400	L200
Section Times	2:29.39 (0:13.08)	2:16.31 [11] (0:15.02)	2:01.28 [11] (0:15.28)	1:46.00 [11] (0:16.50)	1:29.50 [11] (0:16.04)	1:13.46 [5] (0:14.50)	0:58.96 [3] (0:13.70)	0:45.26 [3] (0:14.60)	0:30.67 [5] (0:15.10)	0:15.56 [9] (0:15.56)
Average Speed [km/h]	48.5	49.1	48.1	43.7	46.3	51.8	52.5	51.4	49.6	46.2
Top Speed [km/h]	52.8	51.0	50.4	46.6	51.7	52.9	53.0	52.2	50.8	48.7
Avg. Dist. to Rail [m]	9.8	4.0	2.8	5.0	4.2	5.6	6.4	5.7	5.8	8.3



- [] Ranking at each section and finish
- :-:- No data available at this section
- NA No data available

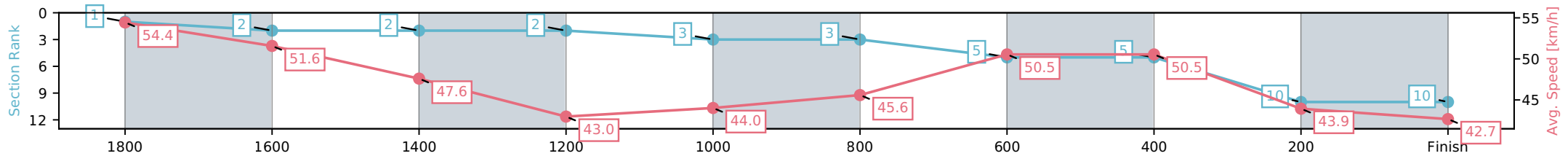
Horse/Jockey Name	Foveaux Gambler/C M Wigg
Finish Rank	10
Fastest Section Time (Section)	0:14.12 (1800-1600)
Top Speed [km/h] (Section)	55.5 (1980 - 1800)
Race State	Finished



NZ Metropolitan Trotting Club Inc Harness
 Race 1: HRS CONSTRUCTION (AMATEUR DRIVERS)
 MOBILE PACE - 1980m
 05 February 2026 - 5:05PM
 Weather: Fine



Section	L1980	L1800	L1600	L1400	L1200	L1000	L800	L600	L400	L200
Section Times	2:32.19 (0:11.47)	2:20.72 [2] (0:14.12)	2:06.60 [2] (0:15.28)	1:51.32 [2] (0:16.76)	1:34.56 [3] (0:16.60)	1:17.97 [3] (0:15.93)	1:02.04 [5] (0:14.26)	0:47.78 [5] (0:14.38)	0:33.40 [10] (0:16.52)	0:16.88 [10] (0:16.88)
Average Speed [km/h]	54.4	51.6	47.6	43.0	44.0	45.6	50.5	50.5	43.9	42.7
Top Speed [km/h]	55.5	53.9	50.8	43.8	46.0	47.4	52.1	51.9	48.8	45.7
Avg. Dist. to Rail [m]	5.8	1.9	1.5	4.0	1.9	1.4	2.1	1.6	1.9	6.8



[] Ranking at each section and finish
 -:-:- No data available at this section
 NA No data available

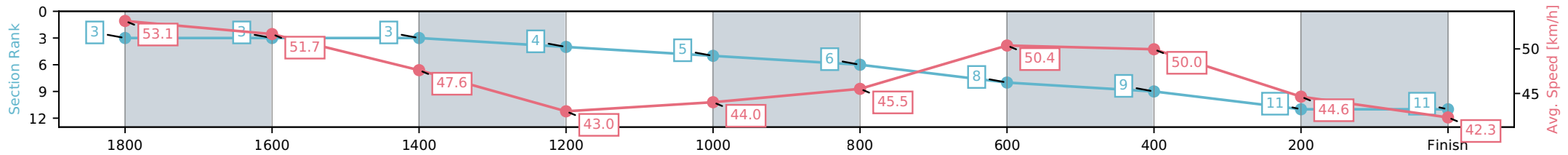
Horse/Jockey Name	Hes Santas Excuse/W A Frost
Finish Rank	11
Fastest Section Time (Section)	0:14.12 (1800-1600)
Top Speed [km/h] (Section)	53.8 (1980 - 1800)
Race State	Finished



NZ Metropolitan Trotting Club Inc Harness
 Race 1: HRS CONSTRUCTION (AMATEUR DRIVERS)
 MOBILE PACE - 1980m
 05 February 2026 - 5:05PM
 Weather: Fine



Section	L1980	L1800	L1600	L1400	L1200	L1000	L800	L600	L400	L200
Section Times	2:32.58 (0:11.78)	2:20.80 [3] (0:14.12)	2:06.69 [3] (0:15.30)	1:51.39 [4] (0:16.75)	1:34.64 [5] (0:16.58)	1:18.06 [6] (0:15.95)	1:02.10 [8] (0:14.29)	0:47.81 [9] (0:14.55)	0:33.26 [11] (0:16.25)	0:17.02 [11] (0:17.02)
Average Speed [km/h]	53.1	51.7	47.6	43.0	44.0	45.5	50.4	50.0	44.6	42.3
Top Speed [km/h]	53.8	53.4	50.9	44.1	46.1	47.4	51.8	51.6	48.1	45.0
Avg. Dist. to Rail [m]	2.7	2.1	1.6	3.8	1.8	1.4	2.1	1.5	1.6	3.6



- [] Ranking at each section and finish
- :-:- No data available at this section
- NA No data available