



NZ Metropolitan Trotting Club Inc Harness

Race 2: RICOH MOBILE TROT - 1980m

05 February 2026 - 5:37PM



Weather: Fine

Field Times	2:28.70	2:17.14	2:02.67	1:47.56	1:31.79	1:15.82	0:59.90	0:44.66
(Race Tempo)	(0:11.56)	(0:14.46)	(0:15.12)	(0:15.76)	(0:15.97)	(0:15.92)	(0:15.23)	(0:15.12)

Rank	TAB#	Horse	Overall Time	First 400m	Top Speed km/h (Section)	L1980	L1800	L1600	L1400	L1200	L1000	L800	L600
	(BAR#)	Driver	Margin (DT-W)	Last 600m	Fastest Section (Time)	Start - 1800	1800 - 1600	1600 - 1400	1400 - 1200	1200 - 1000	1000 - 800	800 - 600	600 - 400
1	9	Freya	2:28.70	0:28.02	54.9 (1800-1600)	2:28.70	2:16.99 [3]	2:02.67 [1]	1:47.56 [1]	1:31.79 [1]	1:15.82 [1]	0:59.90 [1]	0:44.66 [1]
	(9)	B T Hope		0:44.66	1800-1600 (0:14.32)	(0:11.71)	(0:14.32)	(0:15.12)	(0:15.76)	(0:15.97)	(0:15.92)	(0:15.24)	(0:15.12)
2	4	Tribbiani	2:28.85	0:29.33	53.6 (1980 - 1800)	2:28.85	2:16.82 [7]	2:01.56 [8]	1:45.92 [7]	1:30.39 [8]	1:14.58 [7]	0:58.67 [8]	0:43.79 [7]
	(4)	T M Williams	1.0L (+11)	0:43.79	200-0 (0:14.04)	(0:12.03)	(0:15.26)	(0:15.64)	(0:15.54)	(0:15.81)	(0:15.90)	(0:14.88)	(0:14.99)
3	7	One Over Da Line	2:28.87	0:28.11	54.9 (1980 - 1800)	2:28.87	2:17.26 [2]	2:02.81 [2]	1:47.27 [2]	1:31.53 [2]	1:15.61 [2]	0:59.74 [2]	0:44.55 [2]
	(7)	John R Dunn	1.1L (-4)	0:44.55	1800-1600 (0:14.45)	(0:11.61)	(0:14.45)	(0:15.55)	(0:15.74)	(0:15.92)	(0:15.87)	(0:15.19)	(0:15.14)
4	1	Hoof It Hagrid	2:29.30	0:28.72	53.9 (1980 - 1800)	2:29.30	2:17.27 [6]	2:02.52 [5]	1:46.79 [5]	1:31.22 [5]	1:15.29 [6]	0:59.47 [5]	0:44.59 [5]
	(1)	R E Harrison	3.5L (+0)	0:44.59	400-200 (0:14.73)	(0:12.03)	(0:14.75)	(0:15.73)	(0:15.57)	(0:15.93)	(0:15.82)	(0:14.88)	(0:15.02)
5	11	Tu Tangata	2:29.49	0:29.81	52.5 (200-0)	2:29.49	2:16.65 [10]	2:01.29 [10]	1:45.76 [10]	1:30.35 [10]	1:14.53 [10]	0:58.62 [10]	0:43.78 [9]
	(U1)	P C Nairn	4.5L (+9)	0:43.78	200-0 (0:13.97)	(0:12.84)	(0:15.36)	(0:15.53)	(0:15.41)	(0:15.82)	(0:15.91)	(0:14.84)	(0:15.14)
6	5	Nubliah Chamay	2:29.56	0:29.88	52.7 (200-0)	2:29.56	2:17.33 [8]	2:01.71 [9]	1:46.19 [9]	1:30.77 [9]	1:14.95 [9]	0:59.05 [9]	0:44.19 [8]
	(5)	W J House	4.9L (+10)	0:44.18	200-0 (0:14.36)	(0:12.23)	(0:15.62)	(0:15.52)	(0:15.42)	(0:15.82)	(0:15.91)	(0:14.86)	(0:15.08)
7	2	The Royal Gamble	2:29.57	0:28.51	55.0 (1980 - 1800)	2:29.57	2:18.01 [1]	2:03.11 [3]	1:47.38 [4]	1:31.84 [3]	1:15.86 [4]	1:00.06 [4]	0:44.90 [4]
	(2)	S J Thornley	5.0L (-7)	0:44.90	200-0 (0:14.77)	(0:11.56)	(0:14.89)	(0:15.73)	(0:15.54)	(0:15.98)	(0:15.80)	(0:15.16)	(0:15.25)
8	8	Randel Huston P	2:29.72	0:28.58	54.2 (1980 - 1800)	2:29.72	2:17.90 [4]	2:03.16 [4]	1:47.54 [3]	1:31.96 [4]	1:16.12 [3]	1:00.41 [3]	0:45.35 [3]
	(8)	B N Orange	5.8L (+10)	0:45.35	1800-1600 (0:14.74)	(0:11.82)	(0:14.74)	(0:15.62)	(0:15.58)	(0:15.84)	(0:15.71)	(0:15.06)	(0:15.04)
9	10	Royal Del	2:30.14	0:28.80	52.9 (1980 - 1800)	2:30.14	2:17.58 [9]	2:02.94 [7]	1:47.14 [8]	1:31.70 [7]	1:15.75 [8]	0:59.98 [7]	0:45.14 [6]
	(10)	S J Ottley	8.1L (-7)	0:45.14	1800-1600 (0:14.65)	(0:12.56)	(0:14.65)	(0:15.80)	(0:15.44)	(0:15.95)	(0:15.77)	(0:14.84)	(0:15.27)
10	3	Valyrian	2:31.18	0:28.96	54.4 (1980 - 1800)	2:31.18	2:19.29 [5]	2:04.25 [6]	1:48.65 [6]	1:33.10 [6]	1:17.23 [5]	1:01.19 [6]	0:44.10 [10]
	(3)	R D Close	13.9L (+4)	0:44.10	200-0 (0:14.45)	(0:11.89)	(0:15.04)	(0:15.60)	(0:15.55)	(0:15.86)	(0:16.04)	(0:17.09)	(0:14.60)

[] Position in running at each section and finish
 TAB# Saddle cloth number
 -:-:- No data available at this section
 BAR# Barrier/Gate Position
 NA No data available
 DNF Did not finish
 DNT Did not track
 DT-W Distance travelled compared to winner in metres

Fastest split
 Fastest section



NZ Metropolitan Trotting Club Inc Harness

Race 2: RICOH MOBILE TROT - 1980m

05 February 2026 - 5:37PM



Weather: Fine

Field Times	2:28.70	2:17.14	2:02.67	1:47.56	1:31.79	1:15.82	0:59.90	0:44.66
(Race Tempo)	(0:11.56)	(0:14.46)	(0:15.12)	(0:15.76)	(0:15.97)	(0:15.92)	(0:15.23)	(0:15.12)

Rank	TAB#	Horse	Overall Time	First 400m	Top Speed km/h (Section)	L1980	L1800	L1600	L1400	L1200	L1000	L800	L600
	(BAR#)	Driver	Margin (DT-W)	Last 600m	Fastest Section (Time)	Start - 1800	1800 - 1600	1600 - 1400	1400 - 1200	1200 - 1000	1000 - 800	800 - 600	600 - 400
11	6	Pyramid Rose	2:35.24	0:32.74	50.6 (1980 - 1800)	2:35.24	2:21.18 [11]	2:04.47 [11]	1:49.18 [11]	1:34.03 [11]	1:18.19 [11]	1:01.57 [11]	0:45.96 [11]
	(6)	M J Williamson	36.5L (-6)	0:45.96	200-0 (0:14.89)	(0:14.06)	(0:16.71)	(0:15.29)	(0:15.16)	(0:15.83)	(0:16.62)	(0:15.61)	(0:15.61)

[] Position in running at each section and finish TAB# Saddle cloth number

-:--:-- No data available at this section

NA No data available

DNT Did not track

BAR# Barrier/Gate Position

DNF Did not finish

DT-W Distance travelled compared to winner in metres

Fastest split

Fastest section



NZ Metropolitan Trotting Club Inc Harness

Race 2: RICOH MOBILE TROT - 1980m

05 February 2026 - 5:37PM



Weather: Fine

Field Times 0:29.54 0:14.75
(Race Tempo) (0:14.79) (0:14.75)

Rank	TAB#	Horse	Overall Time	First 400m	Top Speed km/h (Section)	L400	L200						
	(BAR#)	Driver	Margin (DT-W)	Last 600m	Fastest Section (Time)	400 - 200	200 - Finish						
1	9	Freya	2:28.70	0:28.02	54.9 (1800-1600)	0:29.54 [1]	0:14.75 [1]						
	(9)	B T Hope		0:44.66	1800-1600 (0:14.32)	(0:14.79)	(0:14.75)						
2	4	Tribbiani	2:28.85	0:29.33	53.6 (1980 - 1800)	0:28.80 [6]	0:14.04 [6]						
	(4)	T M Williams	1.0L (+11)	0:43.79	200-0 (0:14.04)	(0:14.76)	(0:14.04)						
3	7	One Over Da Line	2:28.87	0:28.11	54.9 (1980 - 1800)	0:29.41 [3]	0:14.66 [2]						
	(7)	John R Dunn	1.1L (-4)	0:44.55	1800-1600 (0:14.45)	(0:14.75)	(0:14.66)						
4	1	Hoof It Hagrid	2:29.30	0:28.72	53.9 (1980 - 1800)	0:29.58 [4]	0:14.84 [4]						
	(1)	R E Harrison	3.5L (+0)	0:44.59	400-200 (0:14.73)	(0:14.73)	(0:14.84)						
5	11	Tu Tangata	2:29.49	0:29.81	52.5 (200-0)	0:28.64 [9]	0:13.97 [9]						
	(U1)	P C Nairn	4.5L (+9)	0:43.78	200-0 (0:13.97)	(0:14.67)	(0:13.97)						
6	5	Nubliah Chamay	2:29.56	0:29.88	52.7 (200-0)	0:29.10 [8]	0:14.36 [7]						
	(5)	W J House	4.9L (+10)	0:44.18	200-0 (0:14.36)	(0:14.74)	(0:14.36)						
7	2	The Royal Gamble	2:29.57	0:28.51	55.0 (1980 - 1800)	0:29.65 [5]	0:14.77 [5]						
	(2)	S J Thornley	5.0L (-7)	0:44.90	200-0 (0:14.77)	(0:14.88)	(0:14.77)						
8	8	Randel Huston P	2:29.72	0:28.58	54.2 (1980 - 1800)	0:30.31 [2]	0:15.30 [3]						
	(8)	B N Orange	5.8L (+10)	0:45.35	1800-1600 (0:14.74)	(0:15.01)	(0:15.30)						
9	10	Royal Del	2:30.14	0:28.80	52.9 (1980 - 1800)	0:29.87 [7]	0:14.93 [8]						
	(10)	S J Ottley	8.1L (-7)	0:45.14	1800-1600 (0:14.65)	(0:14.94)	(0:14.93)						
10	3	Valyrian	2:31.18	0:28.96	54.4 (1980 - 1800)	0:29.50 [10]	0:14.45 [10]						
	(3)	R D Close	13.9L (+4)	0:44.10	200-0 (0:14.45)	(0:15.05)	(0:14.45)						

- [] Position in running at each section and finish TAB# Saddle cloth number
- :-:- No data available at this section BAR# Barrier/Gate Position
- NA No data available DNF Did not finish
- DNT Did not track DT-W Distance travelled compared to winner in metres

- Fastest split
- Fastest section



NZ Metropolitan Trotting Club Inc Harness

Race 2: RICOH MOBILE TROT - 1980m

05 February 2026 - 5:37PM



Weather: Fine

Field Times 0:29.54 0:14.75
(Race Tempo) (0:14.79) (0:14.75)

Rank	TAB#	Horse	Overall Time	First 400m	Top Speed km/h (Section)	L400	L200						
	(BAR#)	Driver	Margin (DT-W)	Last 600m	Fastest Section (Time)	400 - 200	200 - Finish						
11	6	Pyramid Rose	2:35.24	0:32.74	50.6 (1980 - 1800)	0:30.35 [11]	0:14.89 [11]						
	(6)	M J Williamson	36.5L (-6)	0:45.96	200-0 (0:14.89)	(0:15.46)	(0:14.89)						

- [] Position in running at each section and finish TAB# Saddle cloth number
- :-:- No data available at this section BAR# Barrier/Gate Position
- NA No data available DNF Did not finish
- DNT Did not track DT-W Distance travelled compared to winner in metres

- Fastest split
- Fastest section

Horse/Jockey Name	Freya/B T Hope
Finish Rank	1
Fastest Section Time (Section)	0:14.32 (1800-1600)
Top Speed [km/h] (Section)	54.9 (1800-1600)
Race State	Finished



NZ Metropolitan Trotting Club Inc Harness

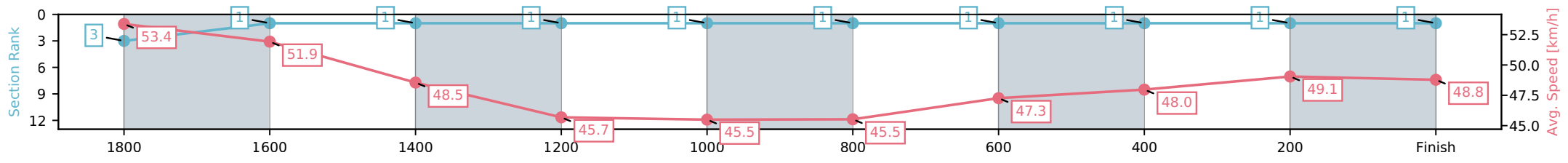
Race 2: RICOH MOBILE TROT - 1980m

05 February 2026 - 5:37PM

Weather: Fine



Section	L1980	L1800	L1600	L1400	L1200	L1000	L800	L600	L400	L200
Section Times	2:28.70 (0:11.71)	2:16.99 [1] (0:14.32)	2:02.67 [1] (0:15.12)	1:47.56 [1] (0:15.76)	1:31.79 [1] (0:15.97)	1:15.82 [1] (0:15.92)	0:59.90 [1] (0:15.24)	0:44.66 [1] (0:15.12)	0:29.54 [1] (0:14.79)	0:14.75 [1] (0:14.75)
Average Speed [km/h]	53.4	51.9	48.5	45.7	45.5	45.5	47.3	48.0	49.1	48.8
Top Speed [km/h]	54.9	54.9	49.8	47.3	46.5	46.6	47.8	48.7	50.4	50.8
Avg. Dist. to Rail [m]	14.1	5.9	2.4	2.8	1.2	1.0	1.5	1.3	1.4	4.1



[] Ranking at each section and finish
 -:-:- No data available at this section
 NA No data available

Horse/Jockey Name	Tribbiani/T M Williams
Finish Rank	2
Fastest Section Time (Section)	0:14.04 (200-0)
Top Speed [km/h] (Section)	53.6 (1980 - 1800)
Race State	Finished



NZ Metropolitan Trotting Club Inc Harness

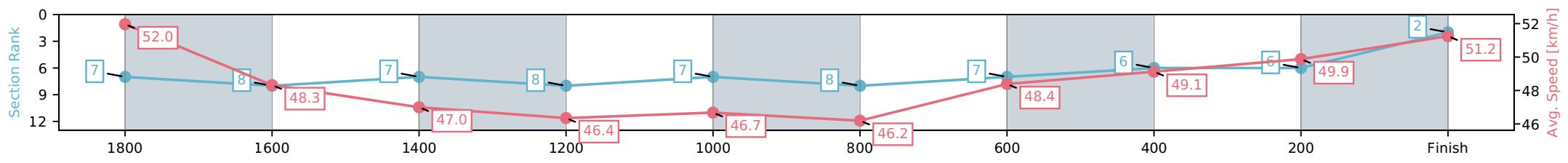
Race 2: RICOH MOBILE TROT - 1980m

05 February 2026 - 5:37PM

Weather: Fine



Section	L1980	L1800	L1600	L1400	L1200	L1000	L800	L600	L400	L200
Section Times	2:28.85 (0:12.03)	2:16.82 [8] (0:15.26)	2:01.56 [7] (0:15.64)	1:45.92 [8] (0:15.54)	1:30.39 [7] (0:15.81)	1:14.58 [8] (0:15.90)	0:58.67 [7] (0:14.88)	0:43.79 [6] (0:14.99)	0:28.80 [6] (0:14.76)	0:14.04 [2] (0:14.04)
Average Speed [km/h]	52.0	48.3	47.0	46.4	46.7	46.2	48.4	49.1	49.9	51.2
Top Speed [km/h]	53.6	49.6	48.4	47.0	48.2	48.3	49.6	49.7	51.4	51.8
Avg. Dist. to Rail [m]	6.1	3.8	2.8	5.0	3.2	2.8	3.9	3.3	3.7	8.3



[] Ranking at each section and finish
 -:-:- No data available at this section
 NA No data available

Horse/Jockey Name	One Over Da Line/John R Dunn
Finish Rank	3
Fastest Section Time (Section)	0:14.45 (1800-1600)
Top Speed [km/h] (Section)	54.9 (1980 - 1800)
Race State	Finished



NZ Metropolitan Trotting Club Inc Harness

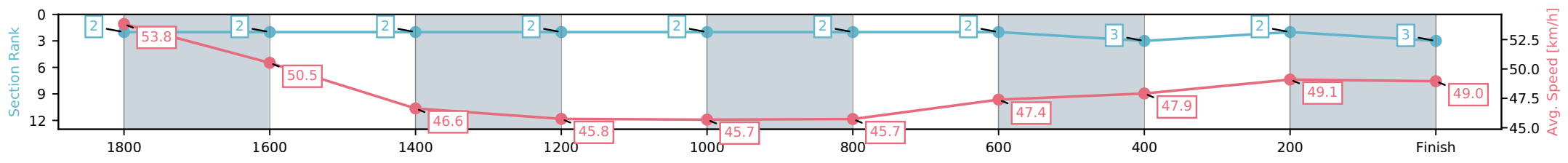
Race 2: RICOH MOBILE TROT - 1980m

05 February 2026 - 5:37PM

Weather: Fine



Section	L1980	L1800	L1600	L1400	L1200	L1000	L800	L600	L400	L200
Section Times	2:28.87 (0:11.61)	2:17.26 [2] (0:14.45)	2:02.81 [2] (0:15.55)	1:47.27 [2] (0:15.74)	1:31.53 [2] (0:15.92)	1:15.61 [2] (0:15.87)	0:59.74 [2] (0:15.19)	0:44.55 [3] (0:15.14)	0:29.41 [2] (0:14.75)	0:14.66 [3] (0:14.66)
Average Speed [km/h]	53.8	50.5	46.6	45.8	45.7	45.7	47.4	47.9	49.1	49.0
Top Speed [km/h]	54.9	54.2	47.6	47.5	47.2	47.4	47.8	48.4	50.9	51.0
Avg. Dist. to Rail [m]	9.8	2.6	1.2	3.1	1.4	1.3	1.7	1.4	1.0	2.6



- [] Ranking at each section and finish
- :-:- No data available at this section
- NA No data available

Horse/Jockey Name	Hoof It Hagrid/R E Harrison
Finish Rank	4
Fastest Section Time (Section)	0:14.73 (400-200)
Top Speed [km/h] (Section)	53.9 (1980 - 1800)
Race State	Finished



NZ Metropolitan Trotting Club Inc Harness

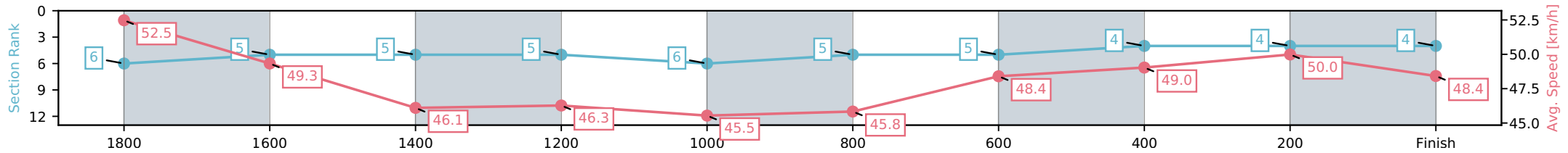
Race 2: RICOH MOBILE TROT - 1980m

05 February 2026 - 5:37PM

Weather: Fine



Section	L1980	L1800	L1600	L1400	L1200	L1000	L800	L600	L400	L200
Section Times	2:29.30 (0:12.03)	2:17.27 [5] (0:14.75)	2:02.52 [5] (0:15.73)	1:46.79 [5] (0:15.57)	1:31.22 [6] (0:15.93)	1:15.29 [5] (0:15.82)	0:59.47 [5] (0:14.88)	0:44.59 [4] (0:15.02)	0:29.58 [4] (0:14.73)	0:14.84 [4] (0:14.84)
Average Speed [km/h]	52.5	49.3	46.1	46.3	45.5	45.8	48.4	49.0	50.0	48.4
Top Speed [km/h]	53.9	53.6	46.7	47.2	47.4	47.4	48.9	49.4	51.0	50.4
Avg. Dist. to Rail [m]	2.1	1.8	1.1	2.9	1.1	1.2	3.9	3.4	3.7	6.6



- [] Ranking at each section and finish
- :-:- No data available at this section
- NA No data available

Horse/Jockey Name	Tu Tangata/P C Nairn
Finish Rank	5
Fastest Section Time (Section)	0:13.97 (200-0)
Top Speed [km/h] (Section)	52.5 (200-0)
Race State	Finished



NZ Metropolitan Trotting Club Inc Harness

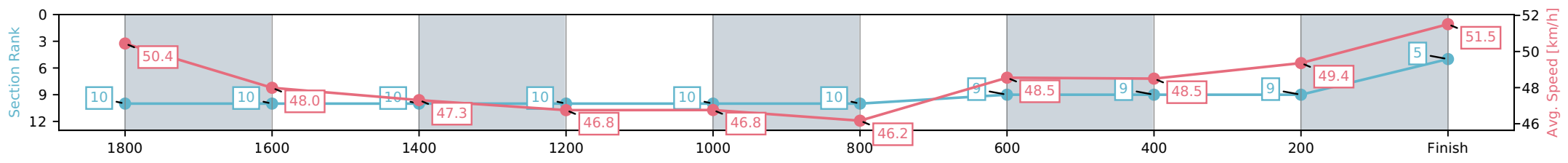
Race 2: RICOH MOBILE TROT - 1980m

05 February 2026 - 5:37PM

Weather: Fine



Section	L1980	L1800	L1600	L1400	L1200	L1000	L800	L600	L400	L200
Section Times	2:29.49 (0:12.84)	2:16.65 [10] (0:15.36)	2:01.29 [10] (0:15.53)	1:45.76 [10] (0:15.41)	1:30.35 [10] (0:15.82)	1:14.53 [10] (0:15.91)	0:58.62 [9] (0:14.84)	0:43.78 [9] (0:15.14)	0:28.64 [9] (0:14.67)	0:13.97 [5] (0:13.97)
Average Speed [km/h]	50.4	48.0	47.3	46.8	46.8	46.2	48.5	48.5	49.4	51.5
Top Speed [km/h]	51.1	51.1	48.4	47.8	48.1	48.5	50.5	49.2	51.5	52.5
Avg. Dist. to Rail [m]	7.1	3.7	2.8	5.0	3.3	3.1	4.3	3.1	1.0	1.3



[] Ranking at each section and finish
 -:-:- No data available at this section
 NA No data available

Horse/Jockey Name	Nubliah Chamay/W J House
Finish Rank	6
Fastest Section Time (Section)	0:14.36 (200-0)
Top Speed [km/h] (Section)	52.7 (200-0)
Race State	Finished



NZ Metropolitan Trotting Club Inc Harness

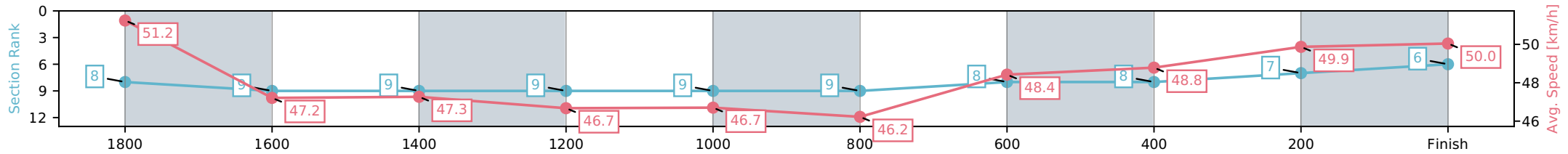
Race 2: RICOH MOBILE TROT - 1980m

05 February 2026 - 5:37PM

Weather: Fine



Section	L1980	L1800	L1600	L1400	L1200	L1000	L800	L600	L400	L200
Section Times	2:29.56 (0:12.23)	2:17.33 [9] (0:15.62)	2:01.71 [9] (0:15.52)	1:46.19 [9] (0:15.42)	1:30.77 [9] (0:15.82)	1:14.95 [9] (0:15.91)	0:59.05 [8] (0:14.86)	0:44.19 [8] (0:15.08)	0:29.10 [7] (0:14.74)	0:14.36 [6] (0:14.36)
Average Speed [km/h]	51.2	47.2	47.3	46.7	46.7	46.2	48.4	48.8	49.9	50.0
Top Speed [km/h]	52.2	48.5	48.0	47.7	48.1	48.4	50.2	49.3	51.5	52.7
Avg. Dist. to Rail [m]	7.7	4.0	2.6	4.8	3.2	2.9	4.0	3.2	3.4	6.5



- [] Ranking at each section and finish
- :-:- No data available at this section
- NA No data available

Horse/Jockey Name	The Royal Gamble/S J Thornley
Finish Rank	7
Fastest Section Time (Section)	0:14.77 (200-0)
Top Speed [km/h] (Section)	55.0 (1980 - 1800)
Race State	Finished



NZ Metropolitan Trotting Club Inc Harness

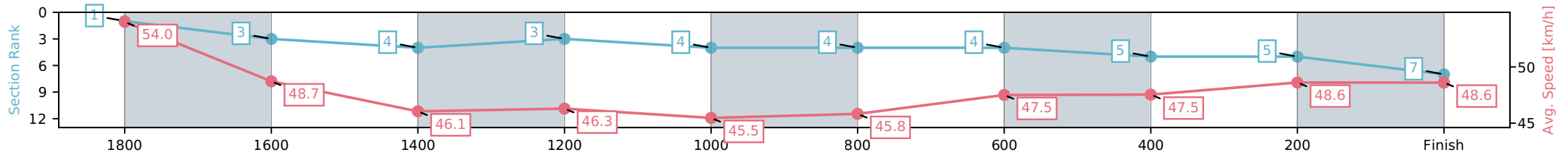
Race 2: RICOH MOBILE TROT - 1980m

05 February 2026 - 5:37PM

Weather: Fine



Section	L1980	L1800	L1600	L1400	L1200	L1000	L800	L600	L400	L200
Section Times	2:29.57 (0:11.56)	2:18.01 [3] (0:14.89)	2:03.11 [4] (0:15.73)	1:47.38 [3] (0:15.54)	1:31.84 [4] (0:15.98)	1:15.86 [4] (0:15.80)	1:00.06 [4] (0:15.16)	0:44.90 [5] (0:15.25)	0:29.65 [5] (0:14.88)	0:14.77 [7] (0:14.77)
Average Speed [km/h]	54.0	48.7	46.1	46.3	45.5	45.8	47.5	47.5	48.6	48.6
Top Speed [km/h]	55.0	53.3	46.6	47.2	47.0	47.2	48.2	47.9	50.1	50.2
Avg. Dist. to Rail [m]	2.6	1.3	1.0	2.9	1.2	1.1	1.7	1.3	0.9	2.1



- [] Ranking at each section and finish
- :-:- No data available at this section
- NA No data available

Horse/Jockey Name	Randel Huston P/B N Orange
Finish Rank	8
Fastest Section Time (Section)	0:14.74 (1800-1600)
Top Speed [km/h] (Section)	54.2 (1980 - 1800)
Race State	Finished



NZ Metropolitan Trotting Club Inc Harness

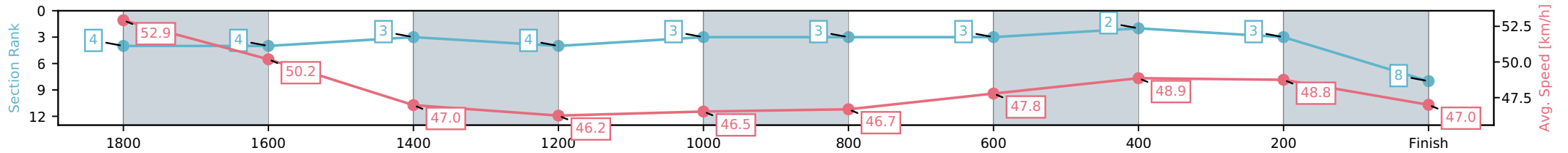
Race 2: RICOH MOBILE TROT - 1980m

05 February 2026 - 5:37PM

Weather: Fine



Section	L1980	L1800	L1600	L1400	L1200	L1000	L800	L600	L400	L200
Section Times	2:29.72 (0:11.82)	2:17.90 [4] (0:14.74)	2:03.16 [3] (0:15.62)	1:47.54 [4] (0:15.58)	1:31.96 [3] (0:15.84)	1:16.12 [3] (0:15.71)	1:00.41 [3] (0:15.06)	0:45.35 [2] (0:15.04)	0:30.31 [3] (0:15.01)	0:15.30 [8] (0:15.30)
Average Speed [km/h]	52.9	50.2	47.0	46.2	46.5	46.7	47.8	48.9	48.8	47.0
Top Speed [km/h]	54.2	53.5	48.3	46.8	47.6	47.7	48.5	49.2	49.1	48.2
Avg. Dist. to Rail [m]	12.0	4.8	2.7	4.8	3.0	2.7	3.6	3.0	2.6	4.7



- [] Ranking at each section and finish
- :-:- No data available at this section
- NA No data available

Horse/Jockey Name	Royal Del/S J Ottley
Finish Rank	9
Fastest Section Time (Section)	0:14.65 (1800-1600)
Top Speed [km/h] (Section)	52.9 (1980 - 1800)
Race State	Finished



NZ Metropolitan Trotting Club Inc Harness

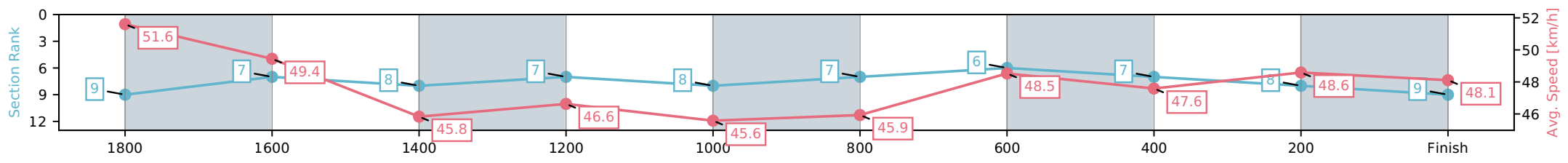
Race 2: RICOH MOBILE TROT - 1980m

05 February 2026 - 5:37PM

Weather: Fine



Section	L1980	L1800	L1600	L1400	L1200	L1000	L800	L600	L400	L200
Section Times	2:30.14 (0:12.56)	2:17.58 [7] (0:14.65)	2:02.94 [8] (0:15.80)	1:47.14 [7] (0:15.44)	1:31.70 [8] (0:15.95)	1:15.75 [7] (0:15.77)	0:59.98 [6] (0:14.84)	0:45.14 [7] (0:15.27)	0:29.87 [8] (0:14.94)	0:14.93 [9] (0:14.93)
Average Speed [km/h]	51.6	49.4	45.8	46.6	45.6	45.9	48.5	47.6	48.6	48.1
Top Speed [km/h]	52.9	52.4	46.5	47.7	47.5	47.7	49.6	47.9	50.2	50.3
Avg. Dist. to Rail [m]	1.9	1.2	0.9	3.0	1.2	1.1	1.9	1.5	1.5	3.3



[] Ranking at each section and finish
 -:-:- No data available at this section
 NA No data available

Horse/Jockey Name	Valyrian/R D Close
Finish Rank	10
Fastest Section Time (Section)	0:14.45 (200-0)
Top Speed [km/h] (Section)	54.4 (1980 - 1800)
Race State	Finished



NZ Metropolitan Trotting Club Inc Harness

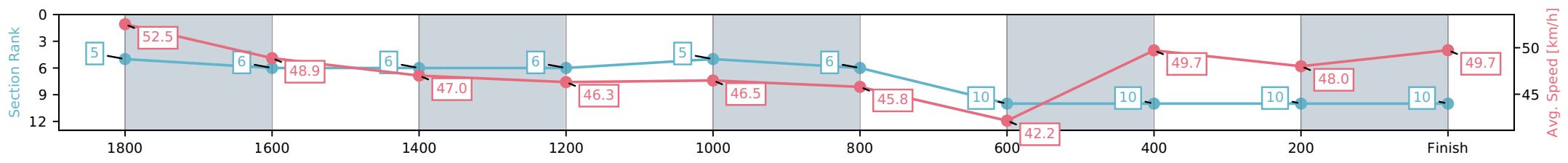
Race 2: RICOH MOBILE TROT - 1980m

05 February 2026 - 5:37PM

Weather: Fine



Section	L1980	L1800	L1600	L1400	L1200	L1000	L800	L600	L400	L200
Section Times	2:31.18 (0:11.89)	2:19.29 [6] (0:15.04)	2:04.25 [6] (0:15.60)	1:48.65 [6] (0:15.55)	1:33.10 [5] (0:15.86)	1:17.23 [6] (0:16.04)	1:01.19 [10] (0:17.09)	0:44.10 [10] (0:14.60)	0:29.50 [10] (0:15.05)	0:14.45 [10] (0:14.45)
Average Speed [km/h]	52.5	48.9	47.0	46.3	46.5	45.8	42.2	49.7	48.0	49.7
Top Speed [km/h]	54.4	50.6	48.2	47.1	47.9	48.0	50.5	50.9	49.4	50.8
Avg. Dist. to Rail [m]	4.5	3.1	2.6	4.8	2.9	3.0	7.7	1.9	0.7	2.6



- [] Ranking at each section and finish
- :-:- No data available at this section
- NA No data available

Horse/Jockey Name	Pyramid Rose/M J Williamson
Finish Rank	11
Fastest Section Time (Section)	0:14.89 (200-0)
Top Speed [km/h] (Section)	50.6 (1980 - 1800)
Race State	Finished



NZ Metropolitan Trotting Club Inc Harness

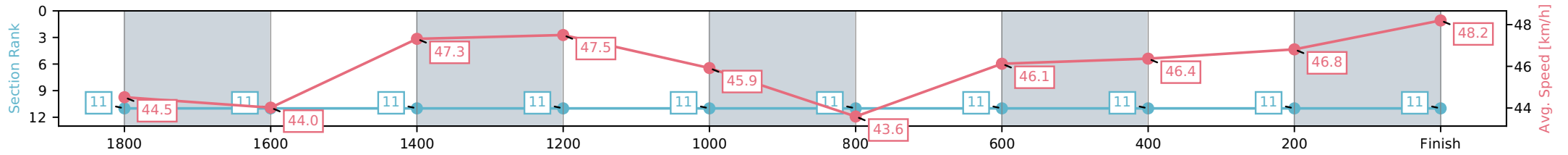
Race 2: RICOH MOBILE TROT - 1980m

05 February 2026 - 5:37PM

Weather: Fine



Section	L1980	L1800	L1600	L1400	L1200	L1000	L800	L600	L400	L200
Section Times	2:35.24 (0:14.06)	2:21.18 [11] (0:16.71)	2:04.47 [11] (0:15.29)	1:49.18 [11] (0:15.16)	1:34.03 [11] (0:15.83)	1:18.19 [11] (0:16.62)	1:01.57 [11] (0:15.61)	0:45.96 [11] (0:15.61)	0:30.35 [11] (0:15.46)	0:14.89 [11] (0:14.89)
Average Speed [km/h]	44.5	44.0	47.3	47.5	45.9	43.6	46.1	46.4	46.8	48.2
Top Speed [km/h]	50.6	49.4	48.4	48.2	46.5	46.3	47.8	48.2	47.5	49.3
Avg. Dist. to Rail [m]	11.3	6.2	0.9	4.5	1.3	1.2	2.3	1.1	1.4	4.3



- [] Ranking at each section and finish
- :-:- No data available at this section
- NA No data available