



NZ Metropolitan Trotting Club Inc Harness

Race 3: BETAVET SUPPORTS THEIR YEARLING SALE PREPARERS MOBILE PACE - 1980m

05 February 2026 - 6:07PM



Weather: Fine

Field Times	2:25.60	2:14.66	2:00.51	1:44.61	1:28.49	1:12.75	0:57.72	0:43.03
(Race Tempo)	(0:10.94)	(0:14.15)	(0:15.91)	(0:16.12)	(0:15.74)	(0:15.02)	(0:14.70)	(0:14.47)

Rank	TAB#	Horse	Overall Time	First 400m	Top Speed km/h (Section)	L1980	L1800	L1600	L1400	L1200	L1000	L800	L600
	(BAR#)	Driver	Margin (DT-W)	Last 600m	Fastest Section (Time)	Start - 1800	1800 - 1600	1600 - 1400	1400 - 1200	1200 - 1000	1000 - 800	800 - 600	600 - 400
1	4	Scotlynn Crunch	2:25.60	0:27.15	56.5 (1980 - 1800)	2:25.60	2:14.37 [3]	2:00.51 [1]	1:44.60 [1]	1:28.49 [1]	1:12.75 [1]	0:57.72 [1]	0:43.03 [1]
	(4)	J C Morrison		0:43.03	1800-1600 (0:13.86)	(0:11.23)	(0:13.86)	(0:15.91)	(0:16.12)	(0:15.74)	(0:15.02)	(0:14.70)	(0:14.47)
2	5	Don't Tell Jenny	2:25.73	0:27.52	58.0 (1980 - 1800)	2:25.73	2:14.79 [1]	2:00.38 [2]	1:44.41 [2]	1:28.29 [2]	1:12.58 [2]	0:57.57 [2]	0:42.89 [3]
	(5)	B N Orange	0.8L (+0)	0:42.89	400-200 (0:14.15)	(0:10.94)	(0:14.41)	(0:15.97)	(0:16.12)	(0:15.71)	(0:15.01)	(0:14.68)	(0:14.48)
3	3	Ocean Of Tears	2:25.86	0:27.83	57.4 (1980 - 1800)	2:25.86	2:14.68 [2]	2:00.20 [3]	1:44.19 [3]	1:28.09 [4]	1:12.39 [4]	0:57.38 [4]	0:42.72 [4]
	(3)	G D O'Reilly	1.5L (+1)	0:42.71	200-0 (0:14.12)	(0:11.18)	(0:14.48)	(0:16.01)	(0:16.10)	(0:15.70)	(0:15.01)	(0:14.66)	(0:14.45)
4	7	Queen Of Swords	2:25.96	0:28.88	54.9 (600-400)	2:25.96	2:13.56 [11]	1:59.22 [10]	1:43.26 [10]	1:27.36 [9]	1:11.69 [9]	0:56.68 [9]	0:42.23 [8]
	(7)	G D Smith	2.0L (+24)	0:42.23	600-400 (0:14.00)	(0:12.40)	(0:14.35)	(0:15.96)	(0:15.90)	(0:15.67)	(0:15.01)	(0:14.45)	(0:14.00)
5	6	Zarlini	2:26.01	0:28.57	54.9 (600-400)	2:26.01	2:13.93 [8]	1:59.58 [8]	1:43.62 [8]	1:27.74 [7]	1:12.04 [7]	0:57.01 [7]	0:42.57 [6]
	(6)	B T Hope	2.3L (+22)	0:42.58	600-400 (0:14.02)	(0:12.08)	(0:14.35)	(0:15.96)	(0:15.88)	(0:15.70)	(0:15.02)	(0:14.45)	(0:14.02)
6	9	Better Be Quick	2:26.42	0:27.93	56.0 (1980 - 1800)	2:26.42	2:14.87 [5]	2:00.62 [4]	1:44.69 [4]	1:28.81 [3]	1:13.08 [3]	0:58.05 [3]	0:43.60 [2]
	(9)	John R Dunn	4.6L (+16)	0:43.60	1800-1600 (0:14.25)	(0:11.55)	(0:14.25)	(0:15.93)	(0:15.88)	(0:15.72)	(0:15.03)	(0:14.45)	(0:14.34)
7	8	Evangelist	2:26.51	0:29.20	53.4 (600-400)	2:26.51	2:14.37 [9]	1:59.50 [11]	1:43.49 [11]	1:27.56 [11]	1:11.91 [11]	0:56.92 [11]	0:42.48 [10]
	(8)	C J Dalgety	5.1L (+23)	0:42.47	200-0 (0:14.10)	(0:12.14)	(0:14.87)	(0:16.01)	(0:15.93)	(0:15.65)	(0:14.99)	(0:14.45)	(0:14.25)
8	1	Didjaseemiki	2:26.62	0:28.49	55.0 (1980 - 1800)	2:26.62	2:14.91 [6]	2:00.26 [7]	1:44.26 [7]	1:28.18 [8]	1:12.49 [8]	0:57.50 [8]	0:42.86 [9]
	(1)	R D Close	5.7L (+5)	0:42.85	400-200 (0:14.05)	(0:11.71)	(0:14.64)	(0:16.01)	(0:16.07)	(0:15.70)	(0:14.98)	(0:14.65)	(0:14.34)
9	11	Sarasota Sunset	2:26.62	0:27.90	55.6 (1980 - 1800)	2:26.62	2:14.89 [7]	2:00.49 [6]	1:44.54 [6]	1:28.65 [5]	1:12.95 [5]	0:57.92 [5]	0:43.46 [5]
	(11)	R E Harrison	5.7L (+17)	0:43.46	600-400 (0:14.24)	(0:11.73)	(0:14.40)	(0:15.96)	(0:15.88)	(0:15.70)	(0:15.03)	(0:14.46)	(0:14.24)
10	2	Ha'penny	2:26.85	0:28.23	55.2 (1980 - 1800)	2:26.85	2:15.45 [4]	2:00.85 [5]	1:44.84 [5]	1:28.76 [6]	1:13.04 [6]	0:58.06 [6]	0:43.40 [7]
	(2)	J F Curtin	7.0L (+1)	0:43.40	400-200 (0:14.24)	(0:11.40)	(0:14.60)	(0:16.01)	(0:16.08)	(0:15.73)	(0:14.98)	(0:14.65)	(0:14.48)

[] Position in running at each section and finish
 TAB# Saddle cloth number
 -:-:- No data available at this section
 BAR# Barrier/Gate Position
 NA No data available
 DNF Did not finish
 DNT Did not track
 DT-W Distance travelled compared to winner in metres

Fastest split
 Fastest section



NZ Metropolitan Trotting Club Inc Harness

Race 3: BETAVET SUPPORTS THEIR YEARLING SALE PREPARERS MOBILE PACE - 1980m

05 February 2026 - 6:07PM

Weather: Fine



Field Times	2:25.60	2:14.66	2:00.51	1:44.61	1:28.49	1:12.75	0:57.72	0:43.03
(Race Tempo)	(0:10.94)	(0:14.15)	(0:15.91)	(0:16.12)	(0:15.74)	(0:15.02)	(0:14.70)	(0:14.47)

Rank	TAB#	Horse	Overall Time	First 400m	Top Speed km/h (Section)	L1980	L1800	L1600	L1400	L1200	L1000	L800	L600
	(BAR#)	Driver	Margin (DT-W)	Last 600m	Fastest Section (Time)	Start - 1800	1800 - 1600	1600 - 1400	1400 - 1200	1200 - 1000	1000 - 800	800 - 600	600 - 400
11	10	Woodlea Rocks	2:26.99	0:28.51	53.4 (1800-1600)	2:26.99	2:14.79 [10]	2:00.26 [9]	1:44.32 [9]	1:28.23 [10]	1:12.52 [10]	0:57.57 [10]	0:42.94 [11]
	(10)	M J Williamson	7.7L (-1)	0:42.94	400-200 (0:14.07)	(0:12.20)	(0:14.53)	(0:15.94)	(0:16.09)	(0:15.71)	(0:14.94)	(0:14.63)	(0:14.35)

[] Position in running at each section and finish TAB# Saddle cloth number
 -:-:- No data available at this section BAR# Barrier/Gate Position
 NA No data available DNF Did not finish
 DNT Did not track DT-W Distance travelled compared to winner in metres

Fastest split
 Fastest section



NZ Metropolitan Trotting Club Inc Harness

Race 3: BETAVET SUPPORTS THEIR YEARLING SALE PREPARERS MOBILE PACE - 1980m

05 February 2026 - 6:07PM



Weather: Fine

Field Times 0:28.56 0:14.40
(Race Tempo) (0:14.16) (0:14.40)

Rank	TAB#	Horse	Overall Time	First 400m	Top Speed km/h (Section)	L400	L200						
	(BAR#)	Driver	Margin (DT-W)	Last 600m	Fastest Section (Time)	400 - 200	200 - Finish						
1	4	Scotlynn Crunch	2:25.60	0:27.15	56.5 (1980 - 1800)	0:28.56 [1]	0:14.40 [1]						
	(4)	J C Morrison		0:43.03	1800-1600 (0:13.86)	(0:14.16)	(0:14.40)						
2	5	Don't Tell Jenny	2:25.73	0:27.52	58.0 (1980 - 1800)	0:28.41 [3]	0:14.26 [3]						
	(5)	B N Orange	0.8L (+0)	0:42.89	400-200 (0:14.15)	(0:14.15)	(0:14.26)						
3	3	Ocean Of Tears	2:25.86	0:27.83	57.4 (1980 - 1800)	0:28.27 [6]	0:14.12 [6]						
	(3)	G D O'Reilly	1.5L (+1)	0:42.71	200-0 (0:14.12)	(0:14.14)	(0:14.12)						
4	7	Queen Of Swords	2:25.96	0:28.88	54.9 (600-400)	0:28.24 [7]	0:14.20 [7]						
	(7)	G D Smith	2.0L (+24)	0:42.23	600-400 (0:14.00)	(0:14.03)	(0:14.20)						
5	6	Zarlini	2:26.01	0:28.57	54.9 (600-400)	0:28.55 [5]	0:14.46 [4]						
	(6)	B T Hope	2.3L (+22)	0:42.58	600-400 (0:14.02)	(0:14.10)	(0:14.46)						
6	9	Better Be Quick	2:26.42	0:27.93	56.0 (1980 - 1800)	0:29.26 [2]	0:14.98 [2]						
	(9)	John R Dunn	4.6L (+16)	0:43.60	1800-1600 (0:14.25)	(0:14.28)	(0:14.98)						
7	8	Evangelist	2:26.51	0:29.20	53.4 (600-400)	0:28.22 [10]	0:14.10 [10]						
	(8)	C J Dalgety	5.1L (+23)	0:42.47	200-0 (0:14.10)	(0:14.12)	(0:14.10)						
8	1	Didjaseemiki	2:26.62	0:28.49	55.0 (1980 - 1800)	0:28.52 [9]	0:14.46 [8]						
	(1)	R D Close	5.7L (+5)	0:42.85	400-200 (0:14.05)	(0:14.05)	(0:14.46)						
9	11	Sarasota Sunset	2:26.62	0:27.90	55.6 (1980 - 1800)	0:29.22 [4]	0:14.95 [5]						
	(11)	R E Harrison	5.7L (+17)	0:43.46	600-400 (0:14.24)	(0:14.27)	(0:14.95)						
10	2	Ha'penny	2:26.85	0:28.23	55.2 (1980 - 1800)	0:28.92 [8]	0:14.68 [9]						
	(2)	J F Curtin	7.0L (+1)	0:43.40	400-200 (0:14.24)	(0:14.24)	(0:14.68)						

- [] Position in running at each section and finish TAB# Saddle cloth number
- :-:- No data available at this section BAR# Barrier/Gate Position
- NA No data available DNF Did not finish
- DNT Did not track DT-W Distance travelled compared to winner in metres

- Fastest split
- Fastest section



NZ Metropolitan Trotting Club Inc Harness

Race 3: BETAVET SUPPORTS THEIR YEARLING SALE PREPARERS MOBILE PACE - 1980m

05 February 2026 - 6:07PM

Weather: Fine



Field Times 0:28.56 0:14.40
(Race Tempo) (0:14.16) (0:14.40)

Rank	TAB#	Horse	Overall Time	First 400m	Top Speed km/h (Section)	L400	L200						
	(BAR#)	Driver	Margin (DT-W)	Last 600m	Fastest Section (Time)	400 - 200	200 - Finish						
11	10	Woodlea Rocks	2:26.99	0:28.51	53.4 (1800-1600)	0:28.59 [11]	0:14.52 [11]						
	(10)	M J Williamson	7.7L (-1)	0:42.94	400-200 (0:14.07)	(0:14.07)	(0:14.52)						

- [] Position in running at each section and finish TAB# Saddle cloth number
- :--:-- No data available at this section BAR# Barrier/Gate Position
- NA No data available DNF Did not finish
- DNT Did not track DT-W Distance travelled compared to winner in metres

- Fastest split
- Fastest section

Horse/Jockey Name	Scotlynn Crunch/J C Morrison
Finish Rank	1
Fastest Section Time (Section)	0:13.86 (1800-1600)
Top Speed [km/h] (Section)	56.5 (1980 - 1800)
Race State	Finished



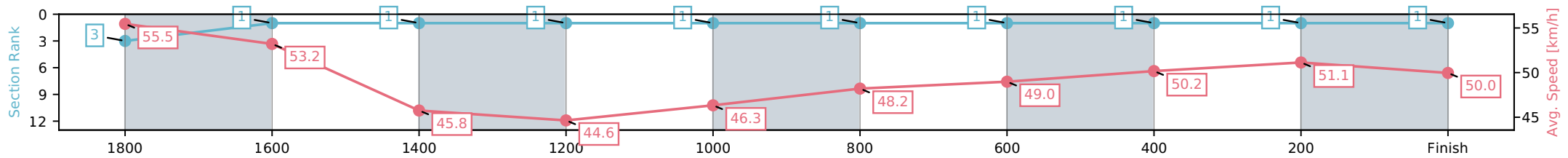
NZ Metropolitan Trotting Club Inc Harness
 Race 3: BETAVET SUPPORTS THEIR YEARLING SALE
 PREPARERS MOBILE PACE - 1980m



05 February 2026 - 6:07PM

Weather: Fine

Section	L1980	L1800	L1600	L1400	L1200	L1000	L800	L600	L400	L200
Section Times	2:25.60 (0:11.23)	2:14.37 [1] (0:13.86)	2:00.51 [1] (0:15.91)	1:44.60 [1] (0:16.12)	1:28.49 [1] (0:15.74)	1:12.75 [1] (0:15.02)	0:57.72 [1] (0:14.70)	0:43.03 [1] (0:14.47)	0:28.56 [1] (0:14.16)	0:14.40 [1] (0:14.40)
Average Speed [km/h]	55.5	53.2	45.8	44.6	46.3	48.2	49.0	50.2	51.1	50.0
Top Speed [km/h]	56.5	55.1	48.9	45.2	48.2	48.6	49.7	51.0	51.8	51.1
Avg. Dist. to Rail [m]	6.6	3.8	1.4	3.8	1.6	0.9	2.0	1.4	1.1	3.8



- [] Ranking at each section and finish
- :-:- No data available at this section
- NA No data available

Horse/Jockey Name	Don't Tell Jenny/B N Orange
Finish Rank	2
Fastest Section Time (Section)	0:14.15 (400-200)
Top Speed [km/h] (Section)	58.0 (1980 - 1800)
Race State	Finished



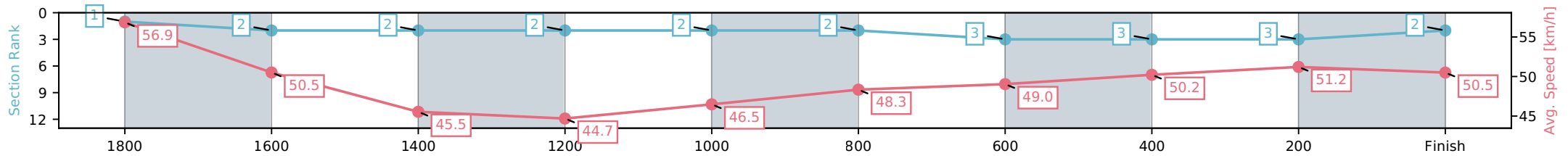
NZ Metropolitan Trotting Club Inc Harness
 Race 3: BETAVET SUPPORTS THEIR YEARLING SALE
 PREPARERS MOBILE PACE - 1980m



05 February 2026 - 6:07PM

Weather: Fine

Section	L1980	L1800	L1600	L1400	L1200	L1000	L800	L600	L400	L200
Section Times	2:25.73 (0:10.94)	2:14.79 [2] (0:14.41)	2:00.38 [2] (0:15.97)	1:44.41 [2] (0:16.12)	1:28.29 [2] (0:15.71)	1:12.58 [2] (0:15.01)	0:57.57 [3] (0:14.68)	0:42.89 [3] (0:14.48)	0:28.41 [3] (0:14.15)	0:14.26 [2] (0:14.26)
Average Speed [km/h]	56.9	50.5	45.5	44.7	46.5	48.3	49.0	50.2	51.2	50.5
Top Speed [km/h]	58.0	56.3	46.3	45.6	48.6	48.7	49.9	51.2	51.9	51.6
Avg. Dist. to Rail [m]	7.8	2.2	1.5	3.9	1.8	1.2	2.1	1.6	1.1	2.3



- [] Ranking at each section and finish
- :-:- No data available at this section
- NA No data available

Horse/Jockey Name	Ocean Of Tears/G D O'Reilly
Finish Rank	3
Fastest Section Time (Section)	0:14.12 (200-0)
Top Speed [km/h] (Section)	57.4 (1980 - 1800)
Race State	Finished



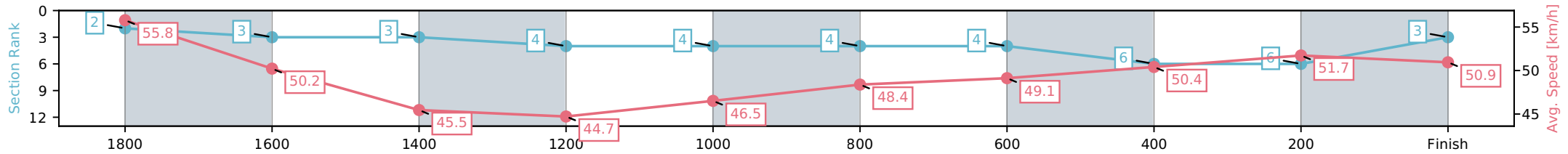
NZ Metropolitan Trotting Club Inc Harness
 Race 3: BETAVET SUPPORTS THEIR YEARLING SALE
 PREPARERS MOBILE PACE - 1980m



05 February 2026 - 6:07PM

Weather: Fine

Section	L1980	L1800	L1600	L1400	L1200	L1000	L800	L600	L400	L200
Section Times	2:25.86 (0:11.18)	2:14.68 [3] (0:14.48)	2:00.20 [3] (0:16.01)	1:44.19 [4] (0:16.10)	1:28.09 [4] (0:15.70)	1:12.39 [4] (0:15.01)	0:57.38 [4] (0:14.66)	0:42.72 [6] (0:14.45)	0:28.27 [6] (0:14.14)	0:14.12 [3] (0:14.12)
Average Speed [km/h]	55.8	50.2	45.5	44.7	46.5	48.4	49.1	50.4	51.7	50.9
Top Speed [km/h]	57.4	56.8	46.1	45.7	48.9	48.9	50.0	51.5	53.4	51.9
Avg. Dist. to Rail [m]	5.1	1.9	1.5	4.0	1.9	1.3	2.3	1.9	2.4	4.6



- [] Ranking at each section and finish
- :-:- No data available at this section
- NA No data available

Horse/Jockey Name	Queen Of Swords/G D Smith
Finish Rank	4
Fastest Section Time (Section)	0:14.00 (600-400)
Top Speed [km/h] (Section)	54.9 (600-400)
Race State	Finished



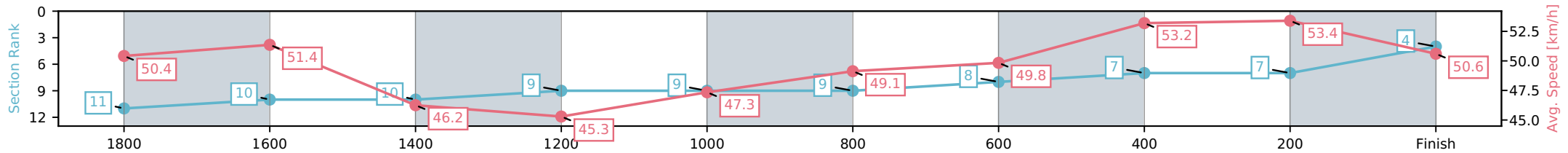
NZ Metropolitan Trotting Club Inc Harness
 Race 3: BETAVET SUPPORTS THEIR YEARLING SALE
 PREPARERS MOBILE PACE - 1980m



05 February 2026 - 6:07PM

Weather: Fine

Section	L1980	L1800	L1600	L1400	L1200	L1000	L800	L600	L400	L200
Section Times	2:25.96 (0:12.40)	2:13.56 [10] (0:14.35)	1:59.22 [10] (0:15.96)	1:43.26 [9] (0:15.90)	1:27.36 [9] (0:15.67)	1:11.69 [9] (0:15.01)	0:56.68 [8] (0:14.45)	0:42.23 [7] (0:14.00)	0:28.24 [7] (0:14.03)	0:14.20 [4] (0:14.20)
Average Speed [km/h]	50.4	51.4	46.2	45.3	47.3	49.1	49.8	53.2	53.4	50.6
Top Speed [km/h]	52.6	54.4	46.7	46.3	49.5	49.9	50.7	54.9	54.3	53.3
Avg. Dist. to Rail [m]	9.7	3.5	3.3	6.1	3.7	3.3	4.2	4.6	6.1	9.9



- [] Ranking at each section and finish
- :-:- No data available at this section
- NA No data available

Horse/Jockey Name	Zarlini/B T Hope
Finish Rank	5
Fastest Section Time (Section)	0:14.02 (600-400)
Top Speed [km/h] (Section)	54.9 (600-400)
Race State	Finished



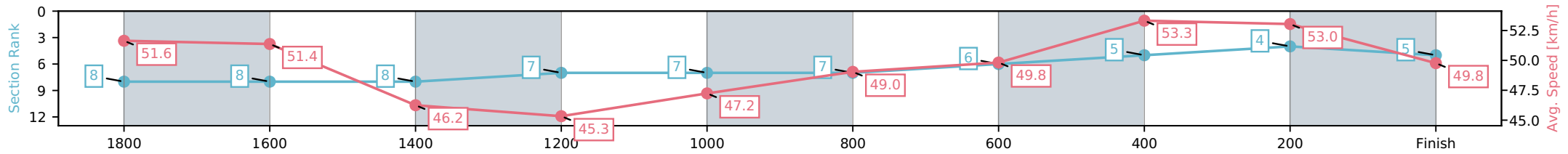
NZ Metropolitan Trotting Club Inc Harness
 Race 3: BETAVET SUPPORTS THEIR YEARLING SALE
 PREPARERS MOBILE PACE - 1980m



05 February 2026 - 6:07PM

Weather: Fine

Section	L1980	L1800	L1600	L1400	L1200	L1000	L800	L600	L400	L200
Section Times	2:26.01 (0:12.08)	2:13.93 [8] (0:14.35)	1:59.58 [8] (0:15.96)	1:43.62 [7] (0:15.88)	1:27.74 [7] (0:15.70)	1:12.04 [7] (0:15.02)	0:57.01 [6] (0:14.45)	0:42.57 [5] (0:14.02)	0:28.55 [4] (0:14.10)	0:14.46 [5] (0:14.46)
Average Speed [km/h]	51.6	51.4	46.2	45.3	47.2	49.0	49.8	53.3	53.0	49.8
Top Speed [km/h]	54.5	54.7	47.3	46.4	49.4	49.8	50.5	54.9	54.5	51.6
Avg. Dist. to Rail [m]	8.0	3.5	3.3	6.1	3.7	3.2	4.2	4.9	5.6	8.1



- [] Ranking at each section and finish
- :-:- No data available at this section
- NA No data available

Horse/Jockey Name	Better Be Quick/John R Dunn
Finish Rank	6
Fastest Section Time (Section)	0:14.25 (1800-1600)
Top Speed [km/h] (Section)	56.0 (1980 - 1800)
Race State	Finished



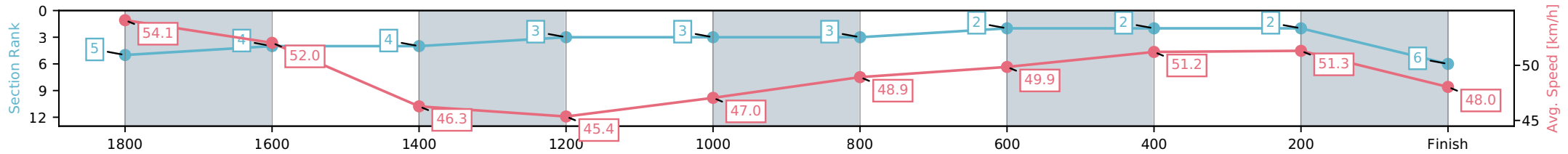
NZ Metropolitan Trotting Club Inc Harness
 Race 3: BETAVET SUPPORTS THEIR YEARLING SALE
 PREPARERS MOBILE PACE - 1980m



05 February 2026 - 6:07PM

Weather: Fine

Section	L1980	L1800	L1600	L1400	L1200	L1000	L800	L600	L400	L200
Section Times	2:26.42 (0:11.55)	2:14.87 [4] (0:14.25)	2:00.62 [4] (0:15.93)	1:44.69 [3] (0:15.88)	1:28.81 [3] (0:15.72)	1:13.08 [3] (0:15.03)	0:58.05 [2] (0:14.45)	0:43.60 [2] (0:14.34)	0:29.26 [2] (0:14.28)	0:14.98 [6] (0:14.98)
Average Speed [km/h]	54.1	52.0	46.3	45.4	47.0	48.9	49.9	51.2	51.3	48.0
Top Speed [km/h]	56.0	54.7	47.5	46.7	49.1	49.9	50.5	51.8	52.0	50.4
Avg. Dist. to Rail [m]	12.0	4.5	3.2	5.9	3.5	3.0	3.9	3.0	2.8	5.9



- [] Ranking at each section and finish
- :-:- No data available at this section
- NA No data available

Horse/Jockey Name	Evangelist/C J Dalgety
Finish Rank	7
Fastest Section Time (Section)	0:14.10 (200-0)
Top Speed [km/h] (Section)	53.4 (600-400)
Race State	Finished



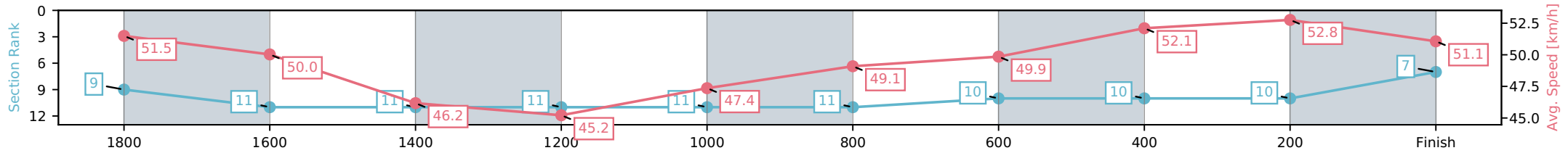
NZ Metropolitan Trotting Club Inc Harness
 Race 3: BETAVET SUPPORTS THEIR YEARLING SALE
 PREPARERS MOBILE PACE - 1980m



05 February 2026 - 6:07PM

Weather: Fine

Section	L1980	L1800	L1600	L1400	L1200	L1000	L800	L600	L400	L200
Section Times	2:26.51 (0:12.14)	2:14.37 [11] (0:14.87)	1:59.50 [11] (0:16.01)	1:43.49 [11] (0:15.93)	1:27.56 [11] (0:15.65)	1:11.91 [11] (0:14.99)	0:56.92 [10] (0:14.45)	0:42.48 [10] (0:14.25)	0:28.22 [10] (0:14.12)	0:14.10 [7] (0:14.10)
Average Speed [km/h]	51.5	50.0	46.2	45.2	47.4	49.1	49.9	52.1	52.8	51.1
Top Speed [km/h]	52.3	52.1	46.7	46.4	49.1	50.1	50.7	53.4	53.3	52.6
Avg. Dist. to Rail [m]	11.3	5.1	3.4	6.2	3.6	3.2	4.4	4.4	5.2	11.3



- [] Ranking at each section and finish
- :-:- No data available at this section
- NA No data available

Horse/Jockey Name	Didjaseemiki/R D Close
Finish Rank	8
Fastest Section Time (Section)	0:14.05 (400-200)
Top Speed [km/h] (Section)	55.0 (1980 - 1800)
Race State	Finished



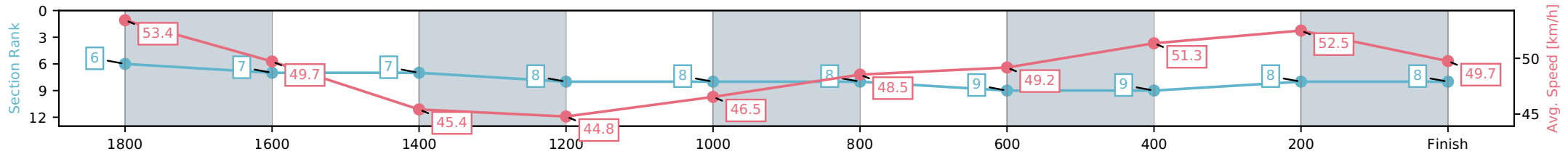
NZ Metropolitan Trotting Club Inc Harness
 Race 3: BETAVET SUPPORTS THEIR YEARLING SALE
 PREPARERS MOBILE PACE - 1980m



05 February 2026 - 6:07PM

Weather: Fine

Section	L1980	L1800	L1600	L1400	L1200	L1000	L800	L600	L400	L200
Section Times	2:26.62 (0:11.71)	2:14.91 [7] (0:14.64)	2:00.26 [7] (0:16.01)	1:44.26 [8] (0:16.07)	1:28.18 [8] (0:15.70)	1:12.49 [8] (0:14.98)	0:57.50 [9] (0:14.65)	0:42.86 [9] (0:14.34)	0:28.52 [8] (0:14.05)	0:14.46 [8] (0:14.46)
Average Speed [km/h]	53.4	49.7	45.4	44.8	46.5	48.5	49.2	51.3	52.5	49.7
Top Speed [km/h]	55.0	54.9	46.2	45.8	49.1	49.3	50.2	52.8	53.5	51.7
Avg. Dist. to Rail [m]	2.2	1.7	1.4	3.9	1.9	1.5	2.5	2.9	3.9	9.1



- [] Ranking at each section and finish
- :-:- No data available at this section
- NA No data available

Horse/Jockey Name	Sarasota Sunset/R E Harrison
Finish Rank	9
Fastest Section Time (Section)	0:14.24 (600-400)
Top Speed [km/h] (Section)	55.6 (1980 - 1800)
Race State	Finished



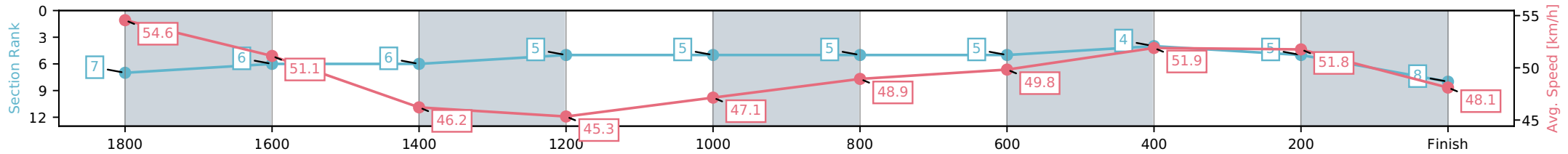
NZ Metropolitan Trotting Club Inc Harness
 Race 3: BETAVET SUPPORTS THEIR YEARLING SALE
 PREPARERS MOBILE PACE - 1980m



05 February 2026 - 6:07PM

Weather: Fine

Section	L1980	L1800	L1600	L1400	L1200	L1000	L800	L600	L400	L200
Section Times	2:26.62 (0:11.73)	2:14.89 [6] (0:14.40)	2:00.49 [6] (0:15.96)	1:44.54 [5] (0:15.88)	1:28.65 [5] (0:15.70)	1:12.95 [5] (0:15.03)	0:57.92 [5] (0:14.46)	0:43.46 [4] (0:14.24)	0:29.22 [5] (0:14.27)	0:14.95 [8] (0:14.95)
Average Speed [km/h]	54.6	51.1	46.2	45.3	47.1	48.9	49.8	51.9	51.8	48.1
Top Speed [km/h]	55.6	54.8	47.2	46.5	49.3	49.6	50.3	53.1	53.0	50.2
Avg. Dist. to Rail [m]	4.1	3.3	3.2	6.1	3.5	3.0	4.1	3.7	4.0	7.3



- [] Ranking at each section and finish
- :-:- No data available at this section
- NA No data available

Horse/Jockey Name	Ha'penny/J F Curtin
Finish Rank	10
Fastest Section Time (Section)	0:14.24 (400-200)
Top Speed [km/h] (Section)	55.2 (1980 - 1800)
Race State	Finished



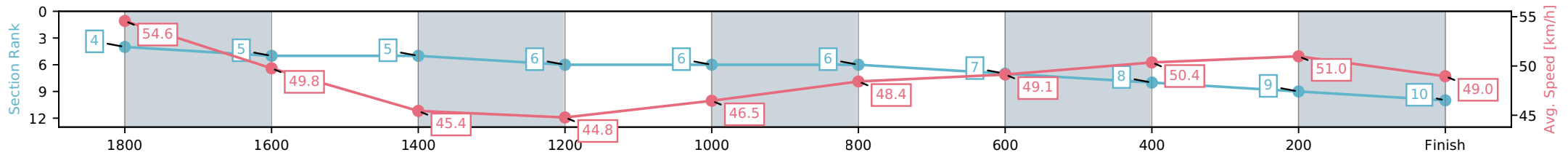
NZ Metropolitan Trotting Club Inc Harness
 Race 3: BETAVET SUPPORTS THEIR YEARLING SALE
 PREPARERS MOBILE PACE - 1980m



05 February 2026 - 6:07PM

Weather: Fine

Section	L1980	L1800	L1600	L1400	L1200	L1000	L800	L600	L400	L200
Section Times	2:26.85 (0:11.40)	2:15.45 [5] (0:14.60)	2:00.85 [5] (0:16.01)	1:44.84 [6] (0:16.08)	1:28.76 [6] (0:15.73)	1:13.04 [6] (0:14.98)	0:58.06 [7] (0:14.65)	0:43.40 [8] (0:14.48)	0:28.92 [9] (0:14.24)	0:14.68 [10] (0:14.68)
Average Speed [km/h]	54.6	49.8	45.4	44.8	46.5	48.4	49.1	50.4	51.0	49.0
Top Speed [km/h]	55.2	54.2	46.2	45.8	48.8	49.1	49.8	51.0	51.6	50.8
Avg. Dist. to Rail [m]	3.6	1.5	1.5	4.1	1.9	1.3	2.4	2.0	1.3	3.6



- [] Ranking at each section and finish
- :-:- No data available at this section
- NA No data available

Horse/Jockey Name	Woodlea Rocks/M J Williamson
Finish Rank	11
Fastest Section Time (Section)	0:14.07 (400-200)
Top Speed [km/h] (Section)	53.4 (1800-1600)
Race State	Finished



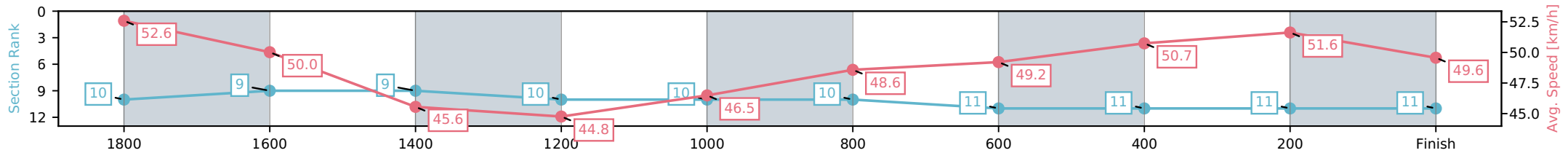
NZ Metropolitan Trotting Club Inc Harness
 Race 3: BETAVET SUPPORTS THEIR YEARLING SALE
 PREPARERS MOBILE PACE - 1980m



05 February 2026 - 6:07PM

Weather: Fine

Section	L1980	L1800	L1600	L1400	L1200	L1000	L800	L600	L400	L200
Section Times	2:26.99 (0:12.20)	2:14.79 [9] (0:14.53)	2:00.26 [9] (0:15.94)	1:44.32 [10] (0:16.09)	1:28.23 [10] (0:15.71)	1:12.52 [10] (0:14.94)	0:57.57 [11] (0:14.63)	0:42.94 [11] (0:14.35)	0:28.59 [11] (0:14.07)	0:14.52 [11] (0:14.52)
Average Speed [km/h]	52.6	50.0	45.6	44.8	46.5	48.6	49.2	50.7	51.6	49.6
Top Speed [km/h]	53.3	53.4	46.5	45.9	49.3	49.8	50.5	52.0	52.4	51.1
Avg. Dist. to Rail [m]	2.4	1.5	1.3	4.1	1.9	1.4	2.6	1.8	1.3	1.5



- [] Ranking at each section and finish
- :-:- No data available at this section
- NA No data available