



NZ Metropolitan Trotting Club Inc Harness
 Race 4: AVON CITY FORD MOBILE TROT - 1980m
 05 February 2026 - 6:36PM



Weather: Fine

Field Times (Race Tempo) 2:28.80 (0:11.59) 2:17.21 (0:14.54) 2:02.67 (0:16.47) 1:46.20 (0:16.34) 1:29.86 (0:15.84) 1:14.02 (0:15.21) 0:58.80 (0:14.45) 0:44.35 (0:14.46)

Rank	TAB#	Horse	Overall Time	First 400m	Top Speed km/h (Section)	L1980	L1800	L1600	L1400	L1200	L1000	L800	L600
	(BAR#)	Driver	Margin (DT-W)	Last 600m	Fastest Section (Time)	Start - 1800	1800 - 1600	1600 - 1400	1400 - 1200	1200 - 1000	1000 - 800	800 - 600	600 - 400
1	6	He Aint Fakin	2:28.80	0:28.73	53.7 (1980 - 1800)	2:28.80	2:17.03 [4]	2:02.18 [4]	1:46.08 [2]	1:29.86 [1]	1:14.02 [1]	0:58.80 [1]	0:44.35 [1]
	(6)	Brad Williamson		0:44.35	800-600 (0:14.45)	(0:11.77)	(0:14.85)	(0:16.10)	(0:16.22)	(0:15.84)	(0:15.22)	(0:14.45)	(0:14.46)
2	10	He's My Creation	2:29.61	0:28.88	52.7 (1980 - 1800)	2:29.61	2:17.18 [9]	2:02.40 [7]	1:46.16 [6]	1:29.60 [5]	1:13.96 [5]	0:58.92 [4]	0:44.56 [4]
	(10)	B N Orange	4.5L (+9)	0:44.56	800-600 (0:14.36)	(0:12.43)	(0:14.79)	(0:16.24)	(0:16.56)	(0:15.64)	(0:15.04)	(0:14.36)	(0:14.49)
3	9	Kowhai Summit	2:29.79	0:29.03	52.5 (1800-1600)	2:29.79	2:17.54 [7]	2:02.87 [6]	1:46.68 [4]	1:30.14 [3]	1:14.55 [3]	0:59.48 [2]	0:45.10 [2]
	(9)	H M Sail	5.5L (+11)	0:45.09	800-600 (0:14.39)	(0:12.25)	(0:14.67)	(0:16.18)	(0:16.55)	(0:15.59)	(0:15.06)	(0:14.39)	(0:14.45)
4	7	Harriet's Moment	2:29.94	0:28.19	54.7 (1980 - 1800)	2:29.94	2:18.35 [1]	2:03.81 [1]	1:47.34 [1]	1:30.66 [2]	1:14.83 [2]	0:59.62 [3]	0:45.17 [3]
	(7)	M J Williamson	6.3L (-1)	0:45.17	800-600 (0:14.45)	(0:11.59)	(0:14.54)	(0:16.47)	(0:16.68)	(0:15.83)	(0:15.21)	(0:14.45)	(0:14.69)
5	4	Buffy Northstains	2:30.45	0:28.54	54.2 (1980 - 1800)	2:30.45	2:18.68 [3]	2:03.99 [3]	1:47.14 [5]	1:30.35 [6]	1:14.65 [6]	0:59.43 [6]	0:44.93 [7]
	(4)	S J Tomlinson	9.1L (-2)	0:44.93	800-600 (0:14.49)	(0:11.77)	(0:14.69)	(0:16.85)	(0:16.79)	(0:15.70)	(0:15.22)	(0:14.49)	(0:14.69)
6	5	Clovelly Hill	2:30.50	0:28.27	54.5 (1980 - 1800)	2:30.50	2:18.89 [2]	2:04.36 [2]	1:47.50 [3]	1:30.73 [4]	1:15.01 [4]	0:59.78 [5]	0:45.28 [5]
	(5)	T M Williams	9.4L (-3)	0:45.28	800-600 (0:14.50)	(0:11.61)	(0:14.52)	(0:16.86)	(0:16.78)	(0:15.72)	(0:15.23)	(0:14.50)	(0:14.68)
7	8	Torquay Street	2:30.61	0:29.63	51.9 (1980 - 1800)	2:30.61	2:18.30 [8]	2:03.04 [8]	1:46.82 [8]	1:30.24 [7]	1:14.62 [7]	0:59.54 [7]	0:45.25 [6]
	(8)	S W Hill	10.1L (+15)	0:45.26	800-600 (0:14.29)	(0:12.31)	(0:15.26)	(0:16.22)	(0:16.58)	(0:15.62)	(0:15.07)	(0:14.29)	(0:14.60)
8	11	Royal Gypsy	2:30.84	0:29.81	51.9 (1980 - 1800)	2:30.84	2:18.17 [11]	2:02.64 [11]	1:46.70 [10]	1:30.15 [9]	1:14.54 [9]	0:59.44 [9]	0:45.17 [8]
	(11)	S J Thornley	11.3L (+11)	0:45.17	800-600 (0:14.27)	(0:12.67)	(0:15.53)	(0:15.94)	(0:16.55)	(0:15.61)	(0:15.10)	(0:14.27)	(0:14.59)
9	3	Natives Inferno	2:30.94	0:29.75	51.3 (1980 - 1800)	2:30.94	2:18.51 [10]	2:03.16 [9]	1:46.94 [9]	1:30.07 [10]	1:14.44 [10]	0:59.23 [10]	0:44.77 [11]
	(3)	K G Cameron	11.9L (+1)	0:44.77	800-600 (0:14.46)	(0:12.43)	(0:15.34)	(0:16.22)	(0:16.88)	(0:15.63)	(0:15.20)	(0:14.46)	(0:14.72)
10	1	Something Else	2:30.98	0:28.81	52.9 (1980 - 1800)	2:30.98	2:18.95 [5]	2:04.19 [5]	1:47.34 [7]	1:30.54 [8]	1:14.84 [8]	0:59.64 [8]	0:45.14 [9]
	(1)	R J Butt	12.1L (-2)	0:45.15	800-600 (0:14.49)	(0:12.03)	(0:14.76)	(0:16.85)	(0:16.80)	(0:15.69)	(0:15.21)	(0:14.49)	(0:14.70)

[] Position in running at each section and finish
 -:--: No data available at this section
 NA No data available
 DNT Did not track

TAB# Saddle cloth number
 BAR# Barrier/Gate Position
 DNF Did not finish
 DT-W Distance travelled compared to winner in metres

Fastest split
 Fastest section



NZ Metropolitan Trotting Club Inc Harness
 Race 4: AVON CITY FORD MOBILE TROT - 1980m
 05 February 2026 - 6:36PM



Weather: Fine

Field Times (Race Tempo) 2:28.80 (0:11.59) 2:17.21 (0:14.54) 2:02.67 (0:16.47) 1:46.20 (0:16.34) 1:29.86 (0:15.84) 1:14.02 (0:15.21) 0:58.80 (0:14.45) 0:44.35 (0:14.46)

Rank	TAB#	Horse	Overall Time	First 400m	Top Speed km/h (Section)	L1980	L1800	L1600	L1400	L1200	L1000	L800	L600
	(BAR#)	Driver	Margin (DT-W)	Last 600m	Fastest Section (Time)	Start - 1800	1800 - 1600	1600 - 1400	1400 - 1200	1200 - 1000	1000 - 800	800 - 600	600 - 400
11	12	Arden Solitaire	2:31.10	0:30.16	50.8 (1980 - 1800)	2:31.10	2:18.08 [12]	2:02.52 [13]	1:46.76 [11]	1:30.04 [11]	1:14.46 [11]	0:59.35 [11]	0:45.05 [10]
	(U1)	A L Lethaby	12.8L (+11)	0:45.04	800-600 (0:14.30)	(0:13.02)	(0:15.56)	(0:15.76)	(0:16.72)	(0:15.58)	(0:15.11)	(0:14.30)	(0:14.76)
12	13	Loveyou To Da Skye	2:32.25	0:30.07	51.6 (1980 - 1800)	2:32.25	2:19.22 [13]	2:03.78 [12]	1:47.79 [12]	1:30.06 [13]	1:15.03 [13]	0:59.92 [13]	0:45.67 [13]
	(U2)	G D Smith	19.1L (+15)	0:45.68	800-600 (0:14.25)	(0:13.03)	(0:15.44)	(0:16.00)	(0:17.72)	(0:15.03)	(0:15.11)	(0:14.25)	(0:14.93)
13	2	Majic N The Port	2:39.95	0:30.36	52.0 (1980 - 1800)	2:39.95	2:27.75 [6]	2:12.00 [10]	1:55.30 [13]	1:38.42 [12]	1:23.08 [12]	1:07.91 [12]	0:53.46 [12]
	(2)	B M Thomas	62.0L (-1)	0:53.45	800-600 (0:14.45)	(0:12.20)	(0:15.75)	(0:16.70)	(0:16.88)	(0:15.34)	(0:15.17)	(0:14.45)	(0:15.01)

- [] Position in running at each section and finish
- No data available at this section
- NA No data available
- DNT Did not track
- TAB# Saddle cloth number
- BAR# Barrier/Gate Position
- DNF Did not finish
- DT-W Distance travelled compared to winner in metres

- Fastest split
- Fastest section



NZ Metropolitan Trotting Club Inc Harness
 Race 4: AVON CITY FORD MOBILE TROT - 1980m
 05 February 2026 - 6:36PM



Weather: Fine

Field Times 0:29.89 0:14.91
 (Race Tempo) (0:14.98) (0:14.91)

Rank	TAB#	Horse	Overall Time	First 400m	Top Speed km/h (Section)	L400	L200						
	(BAR#)	Driver	Margin (DT-W)	Last 600m	Fastest Section (Time)	400 - 200	200 - Finish						
1	6	He Aint Fakin	2:28.80	0:28.73	53.7 (1980 - 1800)	0:29.89 [1]	0:14.91 [1]						
	(6)	Brad Williamson		0:44.35	800-600 (0:14.45)	(0:14.98)	(0:14.91)						
2	10	He's My Creation	2:29.61	0:28.88	52.7 (1980 - 1800)	0:30.08 [4]	0:15.13 [3]						
	(10)	B N Orange	4.5L (+9)	0:44.56	800-600 (0:14.36)	(0:14.94)	(0:15.13)						
3	9	Kowhai Summit	2:29.79	0:29.03	52.5 (1800-1600)	0:30.65 [2]	0:15.56 [2]						
	(9)	H M Sail	5.5L (+11)	0:45.09	800-600 (0:14.39)	(0:15.08)	(0:15.56)						
4	7	Harriet's Moment	2:29.94	0:28.19	54.7 (1980 - 1800)	0:30.48 [3]	0:15.38 [4]						
	(7)	M J Williamson	6.3L (-1)	0:45.17	800-600 (0:14.45)	(0:15.10)	(0:15.38)						
5	4	Buffy Northstains	2:30.45	0:28.54	54.2 (1980 - 1800)	0:30.25 [7]	0:15.08 [8]						
	(4)	S J Tomlinson	9.1L (-2)	0:44.93	800-600 (0:14.49)	(0:15.16)	(0:15.08)						
6	5	Clovelly Hill	2:30.50	0:28.27	54.5 (1980 - 1800)	0:30.59 [5]	0:15.46 [5]						
	(5)	T M Williams	9.4L (-3)	0:45.28	800-600 (0:14.50)	(0:15.14)	(0:15.46)						
7	8	Torquay Street	2:30.61	0:29.63	51.9 (1980 - 1800)	0:30.65 [6]	0:15.46 [6]						
	(8)	S W Hill	10.1L (+15)	0:45.26	800-600 (0:14.29)	(0:15.20)	(0:15.46)						
8	11	Royal Gypsy	2:30.84	0:29.81	51.9 (1980 - 1800)	0:30.58 [8]	0:15.52 [7]						
	(11)	S J Thornley	11.3L (+11)	0:45.17	800-600 (0:14.27)	(0:15.06)	(0:15.52)						
9	3	Natives Inferno	2:30.94	0:29.75	51.3 (1980 - 1800)	0:30.05 [11]	0:15.21 [10]						
	(3)	K G Cameron	11.9L (+1)	0:44.77	800-600 (0:14.46)	(0:14.84)	(0:15.21)						
10	1	Something Else	2:30.98	0:28.81	52.9 (1980 - 1800)	0:30.44 [9]	0:15.33 [9]						
	(1)	R J Butt	12.1L (-2)	0:45.15	800-600 (0:14.49)	(0:15.12)	(0:15.33)						

[] Position in running at each section and finish TAB# Saddle cloth number
 -:-:- No data available at this section BAR# Barrier/Gate Position
 NA No data available DNF Did not finish
 DNT Did not track DT-W Distance travelled compared to winner in metres

Fastest split
 Fastest section



NZ Metropolitan Trotting Club Inc Harness
 Race 4: AVON CITY FORD MOBILE TROT - 1980m
 05 February 2026 - 6:36PM



Weather: Fine

Field Times 0:29.89 0:14.91
 (Race Tempo) (0:14.98) (0:14.91)

Rank	TAB#	Horse	Overall Time	First 400m	Top Speed km/h (Section)	L400	L200						
	(BAR#)	Driver	Margin (DT-W)	Last 600m	Fastest Section (Time)	400 - 200	200 - Finish						
11	12	Arden Solitaire	2:31.10	0:30.16	50.8 (1980 - 1800)	0:30.28 [10]	0:15.19 [11]						
	(U1)	A L Lethaby	12.8L (+11)	0:45.04	800-600 (0:14.30)	(0:15.09)	(0:15.19)						
12	13	Loveyou To Da Skye	2:32.25	0:30.07	51.6 (1980 - 1800)	0:30.74 [13]	0:15.69 [12]						
	(U2)	G D Smith	19.1L (+15)	0:45.68	800-600 (0:14.25)	(0:15.06)	(0:15.69)						
13	2	Majic N The Port	2:39.95	0:30.36	52.0 (1980 - 1800)	0:38.44 [12]	0:21.64 [13]						
	(2)	B M Thomas	62.0L (-1)	0:53.45	800-600 (0:14.45)	(0:16.80)	(0:21.64)						

- [] Position in running at each section and finish TAB# Saddle cloth number
- :--:-- No data available at this section BAR# Barrier/Gate Position
- NA No data available DNF Did not finish
- DNT Did not track DT-W Distance travelled compared to winner in metres

- Fastest split
- Fastest section

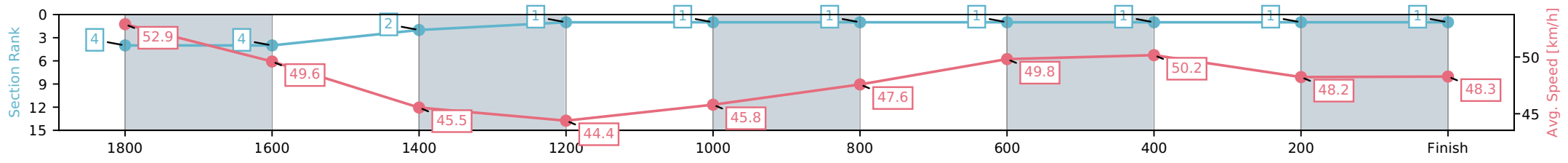
Horse/Jockey Name	He Aint Fakin/Brad Williamson
Finish Rank	1
Fastest Section Time (Section)	0:14.45 (800-600)
Top Speed [km/h] (Section)	53.7 (1980 - 1800)
Race State	Finished



NZ Metropolitan Trotting Club Inc Harness
 Race 4: AVON CITY FORD MOBILE TROT - 1980m
 05 February 2026 - 6:36PM
 Weather: Fine



Section	L1980	L1800	L1600	L1400	L1200	L1000	L800	L600	L400	L200
Section Times	2:28.80 (0:11.77)	2:17.03 [4] (0:14.85)	2:02.18 [2] (0:16.10)	1:46.08 [1] (0:16.22)	1:29.86 [1] (0:15.84)	1:14.02 [1] (0:15.22)	0:58.80 [1] (0:14.45)	0:44.35 [1] (0:14.46)	0:29.89 [1] (0:14.98)	0:14.91 [1] (0:14.91)
Average Speed [km/h]	52.9	49.6	45.5	44.4	45.8	47.6	49.8	50.2	48.2	48.3
Top Speed [km/h]	53.7	51.6	47.4	45.4	47.6	48.6	50.3	50.8	50.1	49.9
Avg. Dist. to Rail [m]	9.9	4.3	2.6	4.2	1.0	1.1	2.4	1.5	1.0	4.3



[] Ranking at each section and finish
 -:-:- No data available at this section
 NA No data available

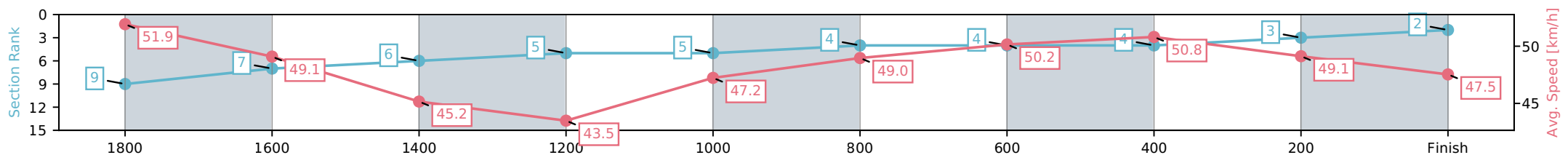
Horse/Jockey Name	He's My Creation/B N Orange
Finish Rank	2
Fastest Section Time (Section)	0:14.36 (800-600)
Top Speed [km/h] (Section)	52.7 (1980 - 1800)
Race State	Finished



NZ Metropolitan Trotting Club Inc Harness
 Race 4: AVON CITY FORD MOBILE TROT - 1980m
 05 February 2026 - 6:36PM
 Weather: Fine



Section	L1980	L1800	L1600	L1400	L1200	L1000	L800	L600	L400	L200
Section Times	2:29.61 (0:12.43)	2:17.18 [7] (0:14.79)	2:02.40 [6] (0:16.24)	1:46.16 [5] (0:16.56)	1:29.60 [5] (0:15.64)	1:13.96 [4] (0:15.04)	0:58.92 [4] (0:14.36)	0:44.56 [4] (0:14.49)	0:30.08 [3] (0:14.94)	0:15.13 [2] (0:15.13)
Average Speed [km/h]	51.9	49.1	45.2	43.5	47.2	49.0	50.2	50.8	49.1	47.5
Top Speed [km/h]	52.7	52.1	45.7	45.6	48.9	50.3	50.9	51.5	50.6	49.3
Avg. Dist. to Rail [m]	1.8	1.5	2.6	4.7	3.2	3.3	4.5	3.4	3.3	7.1



[] Ranking at each section and finish
 -:-:- No data available at this section
 NA No data available

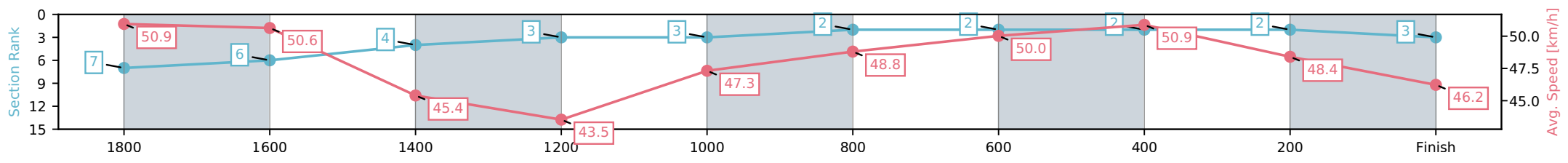
Horse/Jockey Name	Kowhai Summit/H M Sail
Finish Rank	3
Fastest Section Time (Section)	0:14.39 (800-600)
Top Speed [km/h] (Section)	52.5 (1800-1600)
Race State	Finished



NZ Metropolitan Trotting Club Inc Harness
 Race 4: AVON CITY FORD MOBILE TROT - 1980m
 05 February 2026 - 6:36PM
 Weather: Fine



Section	L1980	L1800	L1600	L1400	L1200	L1000	L800	L600	L400	L200
Section Times	2:29.79 (0:12.25)	2:17.54 [6] (0:14.67)	2:02.87 [4] (0:16.18)	1:46.68 [3] (0:16.55)	1:30.14 [3] (0:15.59)	1:14.55 [2] (0:15.06)	0:59.48 [2] (0:14.39)	0:45.10 [2] (0:14.45)	0:30.65 [2] (0:15.08)	0:15.56 [3] (0:15.56)
Average Speed [km/h]	50.9	50.6	45.4	43.5	47.3	48.8	50.0	50.9	48.4	46.2
Top Speed [km/h]	51.8	52.5	47.5	45.6	49.0	50.0	50.9	51.1	50.4	48.4
Avg. Dist. to Rail [m]	14.2	5.5	2.8	4.5	3.0	3.0	4.3	3.1	2.4	5.0



[] Ranking at each section and finish
 -:-:- No data available at this section
 NA No data available

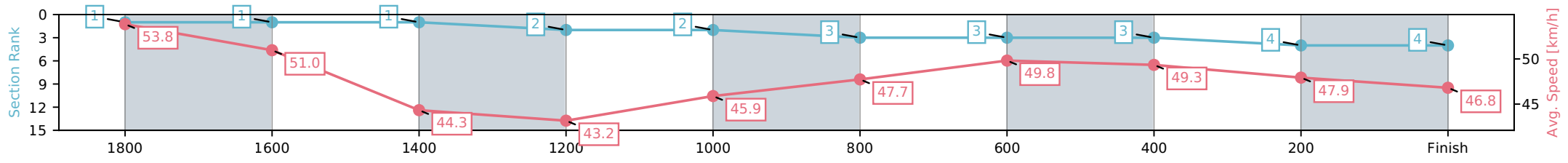
Horse/Jockey Name	Harriet's Moment/M J Williamson
Finish Rank	4
Fastest Section Time (Section)	0:14.45 (800-600)
Top Speed [km/h] (Section)	54.7 (1980 - 1800)
Race State	Finished



NZ Metropolitan Trotting Club Inc Harness
 Race 4: AVON CITY FORD MOBILE TROT - 1980m
 05 February 2026 - 6:36PM
 Weather: Fine



Section	L1980	L1800	L1600	L1400	L1200	L1000	L800	L600	L400	L200
Section Times	2:29.94 (0:11.59)	2:18.35 [1] (0:14.54)	2:03.81 [1] (0:16.47)	1:47.34 [2] (0:16.68)	1:30.66 [2] (0:15.83)	1:14.83 [3] (0:15.21)	0:59.62 [3] (0:14.45)	0:45.17 [3] (0:14.69)	0:30.48 [4] (0:15.10)	0:15.38 [4] (0:15.38)
Average Speed [km/h]	53.8	51.0	44.3	43.2	45.9	47.7	49.8	49.3	47.9	46.8
Top Speed [km/h]	54.7	53.8	48.3	45.6	47.7	48.9	50.2	50.2	49.0	47.7
Avg. Dist. to Rail [m]	12.1	5.5	1.7	2.6	1.2	1.3	2.6	1.3	0.9	3.3



[] Ranking at each section and finish
 -:-:- No data available at this section
 NA No data available

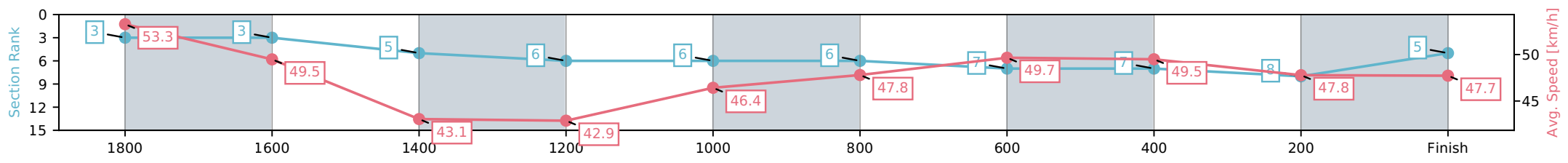
Horse/Jockey Name	Buffy Northstains/S J Tomlinson
Finish Rank	5
Fastest Section Time (Section)	0:14.49 (800-600)
Top Speed [km/h] (Section)	54.2 (1980 - 1800)
Race State	Finished



NZ Metropolitan Trotting Club Inc Harness
 Race 4: AVON CITY FORD MOBILE TROT - 1980m
 05 February 2026 - 6:36PM
 Weather: Fine



Section	L1980	L1800	L1600	L1400	L1200	L1000	L800	L600	L400	L200
Section Times	2:30.45 (0:11.77)	2:18.68 [3] (0:14.69)	2:03.99 [5] (0:16.85)	1:47.14 [6] (0:16.79)	1:30.35 [6] (0:15.70)	1:14.65 [6] (0:15.22)	0:59.43 [7] (0:14.49)	0:44.93 [7] (0:14.69)	0:30.25 [8] (0:15.16)	0:15.08 [5] (0:15.08)
Average Speed [km/h]	53.3	49.5	43.1	42.9	46.4	47.8	49.7	49.5	47.8	47.7
Top Speed [km/h]	54.2	53.6	46.0	45.6	49.1	49.1	50.0	50.4	48.4	49.1
Avg. Dist. to Rail [m]	6.8	2.0	1.1	2.9	1.6	1.6	2.6	1.7	1.3	2.9



[] Ranking at each section and finish
 -:-:- No data available at this section
 NA No data available

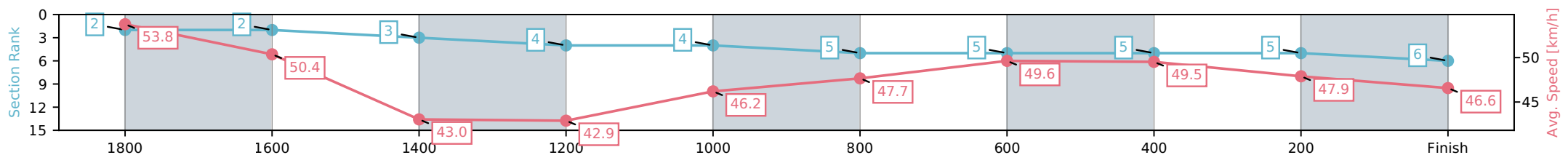
Horse/Jockey Name	Clovelly Hill/T M Williams
Finish Rank	6
Fastest Section Time (Section)	0:14.50 (800-600)
Top Speed [km/h] (Section)	54.5 (1980 - 1800)
Race State	Finished



NZ Metropolitan Trotting Club Inc Harness
 Race 4: AVON CITY FORD MOBILE TROT - 1980m
 05 February 2026 - 6:36PM
 Weather: Fine



Section	L1980	L1800	L1600	L1400	L1200	L1000	L800	L600	L400	L200
Section Times	2:30.50 (0:11.61)	2:18.89 [2] (0:14.52)	2:04.36 [3] (0:16.86)	1:47.50 [4] (0:16.78)	1:30.73 [4] (0:15.72)	1:15.01 [5] (0:15.23)	0:59.78 [5] (0:14.50)	0:45.28 [5] (0:14.68)	0:30.59 [5] (0:15.14)	0:15.46 [6] (0:15.46)
Average Speed [km/h]	53.8	50.4	43.0	42.9	46.2	47.7	49.6	49.5	47.9	46.6
Top Speed [km/h]	54.5	53.3	45.9	45.5	47.9	48.9	50.2	50.3	48.4	47.6
Avg. Dist. to Rail [m]	8.4	3.1	1.1	2.8	1.1	1.4	2.4	1.7	1.3	4.6



[] Ranking at each section and finish
 -:-:- No data available at this section
 NA No data available

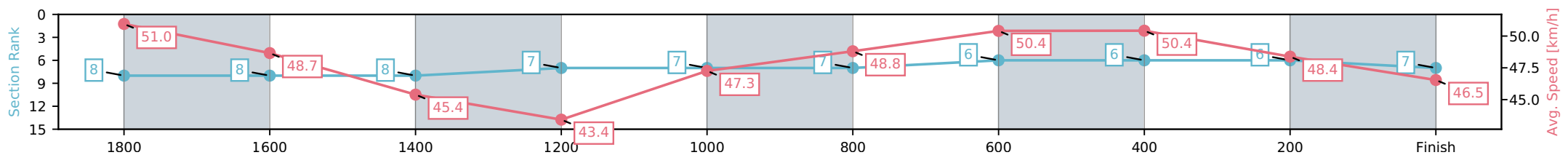
Horse/Jockey Name	Torquay Street/S W Hill
Finish Rank	7
Fastest Section Time (Section)	0:14.29 (800-600)
Top Speed [km/h] (Section)	51.9 (1980 - 1800)
Race State	Finished



NZ Metropolitan Trotting Club Inc Harness
 Race 4: AVON CITY FORD MOBILE TROT - 1980m
 05 February 2026 - 6:36PM
 Weather: Fine



Section	L1980	L1800	L1600	L1400	L1200	L1000	L800	L600	L400	L200
Section Times	2:30.61 (0:12.31)	2:18.30 [8] (0:15.26)	2:03.04 [8] (0:16.22)	1:46.82 [7] (0:16.58)	1:30.24 [7] (0:15.62)	1:14.62 [7] (0:15.07)	0:59.54 [6] (0:14.29)	0:45.25 [6] (0:14.60)	0:30.65 [6] (0:15.20)	0:15.46 [7] (0:15.46)
Average Speed [km/h]	51.0	48.7	45.4	43.4	47.3	48.8	50.4	50.4	48.4	46.5
Top Speed [km/h]	51.9	51.9	48.5	46.0	48.3	50.2	51.0	51.1	49.7	47.9
Avg. Dist. to Rail [m]	12.2	5.0	3.0	4.7	3.1	3.2	4.4	3.4	3.3	6.5



[] Ranking at each section and finish
 -:-:- No data available at this section
 NA No data available

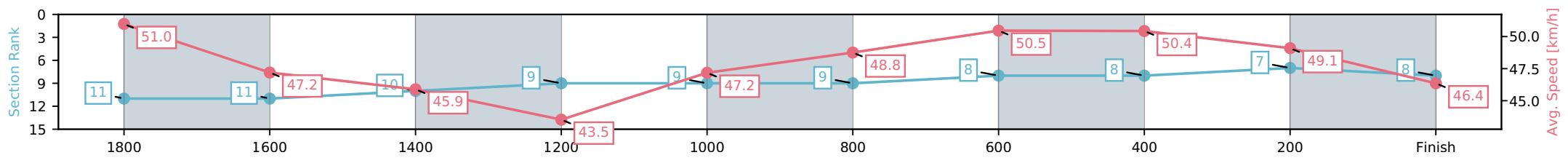
Horse/Jockey Name	Royal Gypsy/S J Thornley
Finish Rank	8
Fastest Section Time (Section)	0:14.27 (800-600)
Top Speed [km/h] (Section)	51.9 (1980 - 1800)
Race State	Finished



NZ Metropolitan Trotting Club Inc Harness
 Race 4: AVON CITY FORD MOBILE TROT - 1980m
 05 February 2026 - 6:36PM
 Weather: Fine



Section	L1980	L1800	L1600	L1400	L1200	L1000	L800	L600	L400	L200
Section Times	2:30.84 (0:12.67)	2:18.17 [11] (0:15.53)	2:02.64 [10] (0:15.94)	1:46.70 [9] (0:16.55)	1:30.15 [9] (0:15.61)	1:14.54 [9] (0:15.10)	0:59.44 [8] (0:14.27)	0:45.17 [8] (0:14.59)	0:30.58 [7] (0:15.06)	0:15.52 [8] (0:15.52)
Average Speed [km/h]	51.0	47.2	45.9	43.5	47.2	48.8	50.5	50.4	49.1	46.4
Top Speed [km/h]	51.9	50.9	47.4	46.2	48.2	49.9	51.2	51.1	49.5	48.6
Avg. Dist. to Rail [m]	4.3	2.8	2.3	4.6	2.9	3.0	4.3	3.4	4.3	8.3



[] Ranking at each section and finish
 -:-:- No data available at this section
 NA No data available

Horse/Jockey Name	Natives Inferno/K G Cameron
Finish Rank	9
Fastest Section Time (Section)	0:14.46 (800-600)
Top Speed [km/h] (Section)	51.3 (1980 - 1800)
Race State	Finished



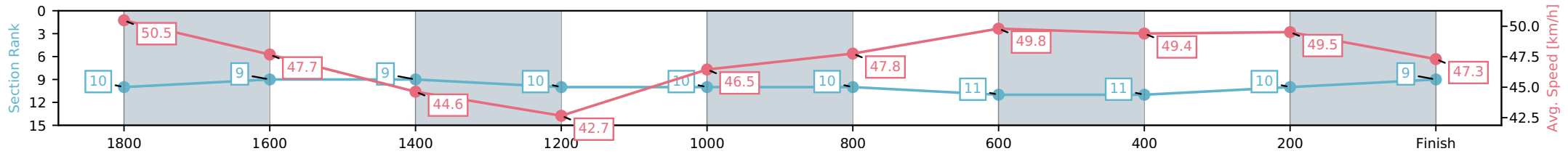
NZ Metropolitan Trotting Club Inc Harness
 Race 4: AVON CITY FORD MOBILE TROT - 1980m



05 February 2026 - 6:36PM

Weather: Fine

Section	L1980	L1800	L1600	L1400	L1200	L1000	L800	L600	L400	L200
Section Times	2:30.94 (0:12.43)	2:18.51 [9] (0:15.34)	2:03.16 [9] (0:16.22)	1:46.94 [10] (0:16.88)	1:30.07 [10] (0:15.63)	1:14.44 [10] (0:15.20)	0:59.23 [11] (0:14.46)	0:44.77 [11] (0:14.72)	0:30.05 [10] (0:14.84)	0:15.21 [9] (0:15.21)
Average Speed [km/h]	50.5	47.7	44.6	42.7	46.5	47.8	49.8	49.4	49.5	47.3
Top Speed [km/h]	51.3	49.2	47.5	45.4	47.8	49.2	50.1	49.9	50.7	50.6
Avg. Dist. to Rail [m]	5.8	3.0	0.9	2.8	1.2	1.4	2.7	1.8	3.6	6.3



[] Ranking at each section and finish
 -:-:- No data available at this section
 NA No data available

Horse/Jockey Name	Something Else/R J Butt
Finish Rank	10
Fastest Section Time (Section)	0:14.49 (800-600)
Top Speed [km/h] (Section)	52.9 (1980 - 1800)
Race State	Finished



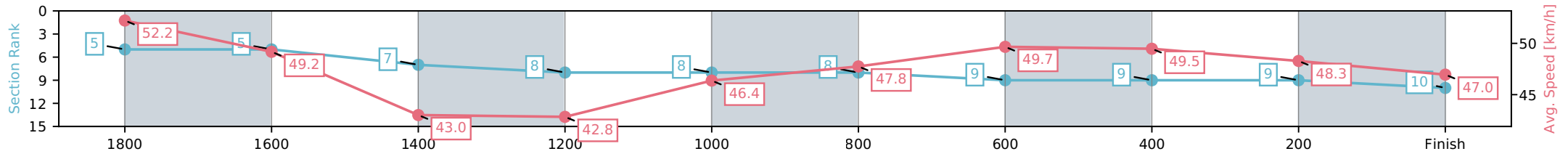
NZ Metropolitan Trotting Club Inc Harness
 Race 4: AVON CITY FORD MOBILE TROT - 1980m



05 February 2026 - 6:36PM

Weather: Fine

Section	L1980	L1800	L1600	L1400	L1200	L1000	L800	L600	L400	L200
Section Times	2:30.98 (0:12.03)	2:18.95 [5] (0:14.76)	2:04.19 [7] (0:16.85)	1:47.34 [8] (0:16.80)	1:30.54 [8] (0:15.69)	1:14.84 [8] (0:15.21)	0:59.64 [9] (0:14.49)	0:45.14 [9] (0:14.70)	0:30.44 [9] (0:15.12)	0:15.33 [10] (0:15.33)
Average Speed [km/h]	52.2	49.2	43.0	42.8	46.4	47.8	49.7	49.5	48.3	47.0
Top Speed [km/h]	52.9	52.6	46.3	45.6	47.7	49.2	50.0	50.4	48.8	47.6
Avg. Dist. to Rail [m]	1.9	1.5	1.0	2.9	1.3	1.4	2.6	1.8	2.3	2.5



- [] Ranking at each section and finish
- :-:- No data available at this section
- NA No data available

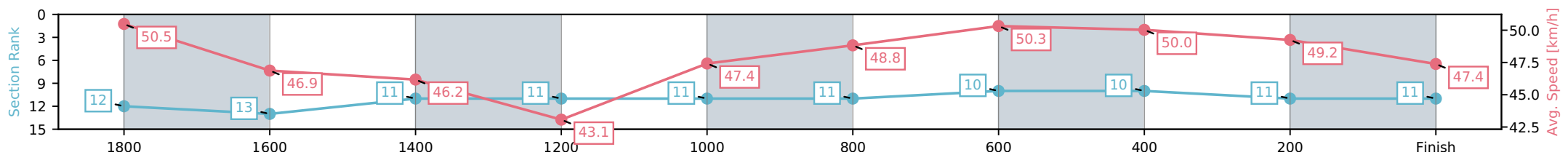
Horse/Jockey Name	Arden Solitaire/A L Lethaby
Finish Rank	11
Fastest Section Time (Section)	0:14.30 (800-600)
Top Speed [km/h] (Section)	50.8 (1980 - 1800)
Race State	Finished



NZ Metropolitan Trotting Club Inc Harness
 Race 4: AVON CITY FORD MOBILE TROT - 1980m
 05 February 2026 - 6:36PM
 Weather: Fine



Section	L1980	L1800	L1600	L1400	L1200	L1000	L800	L600	L400	L200
Section Times	2:31.10 (0:13.02)	2:18.08 [13] (0:15.56)	2:02.52 [11] (0:15.76)	1:46.76 [11] (0:16.72)	1:30.04 [11] (0:15.58)	1:14.46 [11] (0:15.11)	0:59.35 [10] (0:14.30)	0:45.05 [10] (0:14.76)	0:30.28 [11] (0:15.09)	0:15.19 [11] (0:15.19)
Average Speed [km/h]	50.5	46.9	46.2	43.1	47.4	48.8	50.3	50.0	49.2	47.4
Top Speed [km/h]	50.8	50.5	47.1	46.6	48.1	49.8	50.7	50.2	49.8	49.4
Avg. Dist. to Rail [m]	6.9	2.4	1.4	3.5	3.2	3.5	4.7	3.8	5.1	9.6



[] Ranking at each section and finish
 -:-:- No data available at this section
 NA No data available

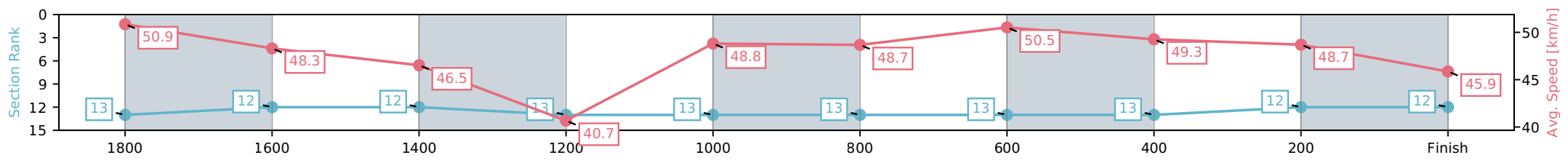
Horse/Jockey Name	Loveyou To Da Skye/G D Smith
Finish Rank	12
Fastest Section Time (Section)	0:14.25 (800-600)
Top Speed [km/h] (Section)	51.6 (1980 - 1800)
Race State	Finished



NZ Metropolitan Trotting Club Inc Harness
 Race 4: AVON CITY FORD MOBILE TROT - 1980m
 05 February 2026 - 6:36PM
 Weather: Fine



Section	L1980	L1800	L1600	L1400	L1200	L1000	L800	L600	L400	L200
Section Times	2:32.25 (0:13.03)	2:19.22 [12] (0:15.44)	2:03.78 [12] (0:16.00)	1:47.79 [13] (0:17.72)	1:30.06 [13] (0:15.03)	1:15.03 [13] (0:15.11)	0:59.92 [13] (0:14.25)	0:45.67 [13] (0:14.93)	0:30.74 [12] (0:15.06)	0:15.69 [12] (0:15.69)
Average Speed [km/h]	50.9	48.3	46.5	40.7	48.8	48.7	50.5	49.3	48.7	45.9
Top Speed [km/h]	51.6	51.5	48.1	45.1	49.5	49.9	51.0	50.4	49.1	49.1
Avg. Dist. to Rail [m]	13.2	5.4	4.1	6.0	2.5	3.0	4.4	3.3	2.7	7.9



[] Ranking at each section and finish
 -:-:- No data available at this section
 NA No data available

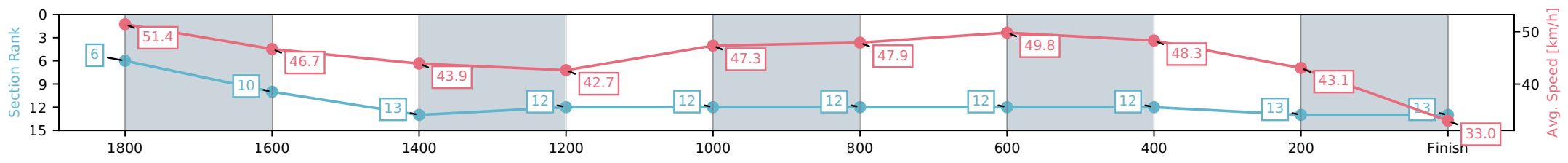
Horse/Jockey Name	Majic N The Port/B M Thomas
Finish Rank	13
Fastest Section Time (Section)	0:14.45 (800-600)
Top Speed [km/h] (Section)	52.0 (1980 - 1800)
Race State	Finished



NZ Metropolitan Trotting Club Inc Harness
 Race 4: AVON CITY FORD MOBILE TROT - 1980m
 05 February 2026 - 6:36PM
 Weather: Fine



Section	L1980	L1800	L1600	L1400	L1200	L1000	L800	L600	L400	L200
Section Times	2:39.95 (0:12.20)	2:27.75 [10] (0:15.75)	2:12.00 [13] (0:16.70)	1:55.30 [12] (0:16.88)	1:38.42 [12] (0:15.34)	1:23.08 [12] (0:15.17)	1:07.91 [12] (0:14.45)	0:53.46 [12] (0:15.01)	0:38.44 [13] (0:16.80)	0:21.64 [13] (0:21.64)
Average Speed [km/h]	51.4	46.7	43.9	42.7	47.3	47.9	49.8	48.3	43.1	33.0
Top Speed [km/h]	52.0	51.0	46.8	46.2	48.4	49.5	50.2	49.6	46.3	39.6
Avg. Dist. to Rail [m]	4.1	3.3	2.3	3.1	1.2	1.5	2.8	1.4	1.4	5.4



[] Ranking at each section and finish
 -:-:- No data available at this section
 NA No data available