



# NZ Metropolitan Trotting Club Inc Harness

Race 5: NZB 2026 NATIONAL YEARLING SALE 16TH & 18TH FEB MOBILE PACE - 1980m

05 February 2026 - 7:06PM



Weather: Fine

Field Times	2:27.90	2:16.66	2:01.81	1:45.92	1:30.12	1:13.99	0:58.34	0:43.56
(Race Tempo)	(0:11.24)	(0:14.85)	(0:15.89)	(0:15.81)	(0:16.12)	(0:15.66)	(0:14.78)	(0:14.62)

Rank	TAB#	Horse	Overall Time	First 400m	Top Speed km/h (Section)	L1980	L1800	L1600	L1400	L1200	L1000	L800	L600
	(BAR#)	Driver	Margin (DT-W)	Last 600m	Fastest Section (Time)	Start - 1800	1800 - 1600	1600 - 1400	1400 - 1200	1200 - 1000	1000 - 800	800 - 600	600 - 400
1	9	Prophet	2:27.90	0:28.08	58.4 (1980 - 1800)	2:27.90	2:16.66 [1]	2:01.81 [1]	1:45.92 [1]	1:30.12 [1]	1:13.99 [1]	0:58.34 [1]	0:43.56 [1]
	(9)	R J Butt		0:43.56	200-0 (0:14.44)	(0:11.24)	(0:14.85)	(0:15.89)	(0:15.81)	(0:16.12)	(0:15.66)	(0:14.78)	(0:14.62)
2	11	Harry's Girl	2:28.00	0:28.90	54.1 (1980 - 1800)	2:28.00	2:15.76 [6]	2:00.70 [7]	1:44.97 [7]	1:29.12 [7]	1:13.06 [7]	0:57.53 [6]	0:42.85 [6]
	(11)	S J Thornley	1.0L (+19)	0:42.85	200-0 (0:13.70)	(0:12.24)	(0:15.05)	(0:15.73)	(0:15.85)	(0:16.06)	(0:15.53)	(0:14.68)	(0:14.66)
3	7	Elegant Delight	2:28.21	0:28.40	57.1 (1980 - 1800)	2:28.21	2:16.82 [2]	2:01.83 [2]	1:45.96 [2]	1:30.13 [2]	1:13.98 [2]	0:58.33 [3]	0:43.57 [3]
	(7)	D J White	2.2L (+0)	0:43.57	200-0 (0:14.39)	(0:11.39)	(0:14.98)	(0:15.88)	(0:15.82)	(0:16.16)	(0:15.64)	(0:14.76)	(0:14.56)
4	3	Eyes Of An Angel	2:28.65	0:29.58	53.5 (200-0)	2:28.65	2:16.38 [8]	2:01.04 [8]	1:45.33 [8]	1:29.46 [8]	1:13.41 [8]	0:57.90 [8]	0:43.20 [8]
	(3)	M J Williamson	4.6L (+19)	0:43.21	200-0 (0:13.94)	(0:12.27)	(0:15.34)	(0:15.71)	(0:15.87)	(0:16.04)	(0:15.52)	(0:14.70)	(0:14.63)
5	2	Major Moonshine	2:28.69	0:28.86	53.4 (1980 - 1800)	2:28.69	2:16.72 [5]	2:01.79 [5]	1:46.00 [5]	1:30.14 [5]	1:14.07 [5]	0:58.51 [4]	0:43.83 [4]
	(2)	J F Curtin	4.8L (+19)	0:43.84	200-0 (0:14.40)	(0:11.97)	(0:14.94)	(0:15.78)	(0:15.86)	(0:16.07)	(0:15.56)	(0:14.68)	(0:14.64)
6	1	Iamthecaptainnow	2:28.70	0:28.74	53.2 (1980 - 1800)	2:28.70	2:16.80 [4]	2:01.96 [4]	1:46.07 [4]	1:30.24 [4]	1:14.15 [4]	0:58.51 [5]	0:43.74 [5]
	(1)	J W Cox	4.9L (+2)	0:43.74	200-0 (0:14.41)	(0:11.90)	(0:14.83)	(0:15.89)	(0:15.82)	(0:16.10)	(0:15.64)	(0:14.77)	(0:14.60)
7	10	Reimburst	2:29.03	0:28.73	53.4 (1980 - 1800)	2:29.03	2:16.77 [7]	2:01.97 [6]	1:46.06 [6]	1:30.24 [6]	1:14.16 [6]	0:58.51 [7]	0:43.77 [7]
	(10)	R D Close	6.7L (+2)	0:43.77	200-0 (0:14.41)	(0:12.26)	(0:14.80)	(0:15.91)	(0:15.82)	(0:16.08)	(0:15.65)	(0:14.75)	(0:14.64)
8	5	Tidy Kiwi	2:29.75	0:29.95	52.5 (1980 - 1800)	2:29.75	2:17.40 [9]	2:01.80 [9]	1:46.15 [9]	1:30.28 [9]	1:14.19 [9]	0:58.63 [9]	0:43.94 [9]
	(5)	R D Holmes	10.7L (+15)	0:43.95	600-400 (0:14.52)	(0:12.35)	(0:15.60)	(0:15.65)	(0:15.87)	(0:16.09)	(0:15.56)	(0:14.69)	(0:14.52)
9	12	Shards Lyric	2:29.81	0:30.18	52.2 (1980 - 1800)	2:29.81	2:16.77 [10]	2:01.22 [10]	1:45.69 [10]	1:29.92 [10]	1:13.90 [10]	0:58.31 [10]	0:43.60 [10]
	(U1)	S E O'Reilly	11.0L (+15)	0:43.60	200-0 (0:14.37)	(0:13.04)	(0:15.55)	(0:15.53)	(0:15.77)	(0:16.01)	(0:15.60)	(0:14.71)	(0:14.58)
10	4	Typhoon Tere	2:31.45	0:28.23	55.2 (1980 - 1800)	2:31.45	2:19.73 [3]	2:04.99 [3]	1:49.12 [3]	1:33.24 [3]	1:17.11 [3]	1:01.63 [2]	0:46.94 [2]
	(4)	C J Dalgety	20.2L (+15)	0:46.94	600-400 (0:14.56)	(0:11.72)	(0:14.74)	(0:15.87)	(0:15.88)	(0:16.14)	(0:15.48)	(0:14.69)	(0:14.56)

Scratched: Take A Chance On Me (#6), Dancing N Heaven (#8)

Report Created: Thu 05 February 2026 (Note: Timing is based on positional data)

[ ]	Position in running at each section and finish	TAB#	Saddle cloth number
-:-:-	No data available at this section	BAR#	Barrier/Gate Position
NA	No data available	DNF	Did not finish
DNT	Did not track	DT-W	Distance travelled compared to winner in metres

Fastest split  
 Fastest section



# NZ Metropolitan Trotting Club Inc Harness

Race 5: NZB 2026 NATIONAL YEARLING SALE 16TH & 18TH FEB MOBILE PACE - 1980m

05 February 2026 - 7:06PM



Weather: Fine

Field Times                      0:28.94      0:14.44  
(Race Tempo)                    (0:14.50)    (0:14.44)

Rank	TAB#	Horse	Overall Time	First 400m	Top Speed km/h (Section)	L400	L200						
	(BAR#)	Driver	Margin (DT-W)	Last 600m	Fastest Section (Time)	400 - 200	200 - Finish						
1	9	Prophet	2:27.90	0:28.08	58.4 (1980 - 1800)	0:28.94 [1]	0:14.44 [1]						
	(9)	R J Butt		0:43.56	200-0 (0:14.44)	(0:14.50)	(0:14.44)						
2	11	Harry's Girl	2:28.00	0:28.90	54.1 (1980 - 1800)	0:28.20 [6]	0:13.70 [5]						
	(11)	S J Thornley	1.0L (+19)	0:42.85	200-0 (0:13.70)	(0:14.49)	(0:13.70)						
3	7	Elegant Delight	2:28.21	0:28.40	57.1 (1980 - 1800)	0:29.01 [3]	0:14.39 [2]						
	(7)	D J White	2.2L (+0)	0:43.57	200-0 (0:14.39)	(0:14.62)	(0:14.39)						
4	3	Eyes Of An Angel	2:28.65	0:29.58	53.5 (200-0)	0:28.58 [8]	0:13.94 [8]						
	(3)	M J Williamson	4.6L (+19)	0:43.21	200-0 (0:13.94)	(0:14.64)	(0:13.94)						
5	2	Major Moonshine	2:28.69	0:28.86	53.4 (1980 - 1800)	0:29.20 [4]	0:14.40 [4]						
	(2)	J F Curtin	4.8L (+19)	0:43.84	200-0 (0:14.40)	(0:14.80)	(0:14.40)						
6	1	Iamthecaptainnow	2:28.70	0:28.74	53.2 (1980 - 1800)	0:29.14 [5]	0:14.41 [3]						
	(1)	J W Cox	4.9L (+2)	0:43.74	200-0 (0:14.41)	(0:14.73)	(0:14.41)						
7	10	Reimburst	2:29.03	0:28.73	53.4 (1980 - 1800)	0:29.13 [7]	0:14.41 [7]						
	(10)	R D Close	6.7L (+2)	0:43.77	200-0 (0:14.41)	(0:14.72)	(0:14.41)						
8	5	Tidy Kiwi	2:29.75	0:29.95	52.5 (1980 - 1800)	0:29.42 [9]	0:14.82 [9]						
	(5)	R D Holmes	10.7L (+15)	0:43.95	600-400 (0:14.52)	(0:14.61)	(0:14.82)						
9	12	Shards Lyric	2:29.81	0:30.18	52.2 (1980 - 1800)	0:29.02 [10]	0:14.37 [10]						
	(U1)	S E O'Reilly	11.0L (+15)	0:43.60	200-0 (0:14.37)	(0:14.65)	(0:14.37)						
10	4	Typhoon Tere	2:31.45	0:28.23	55.2 (1980 - 1800)	0:32.38 [2]	0:17.09 [6]						
	(4)	C J Dalgety	20.2L (+15)	0:46.94	600-400 (0:14.56)	(0:15.29)	(0:17.09)						

Scratched: Take A Chance On Me (#6), Dancing N Heaven (#8)

- [ ] Position in running at each section and finish    TAB# Saddle cloth number
- :-:- No data available at this section                    BAR# Barrier/Gate Position
- NA No data available    DNF Did not finish
- DNT Did not track    DT-W Distance travelled compared to winner in metres

- Fastest split
- Fastest section

Horse/Jockey Name	Prophet/R J Butt
Finish Rank	1
Fastest Section Time (Section)	0:14.44 (200-0)
Top Speed [km/h] (Section)	58.4 (1980 - 1800)
Race State	Finished



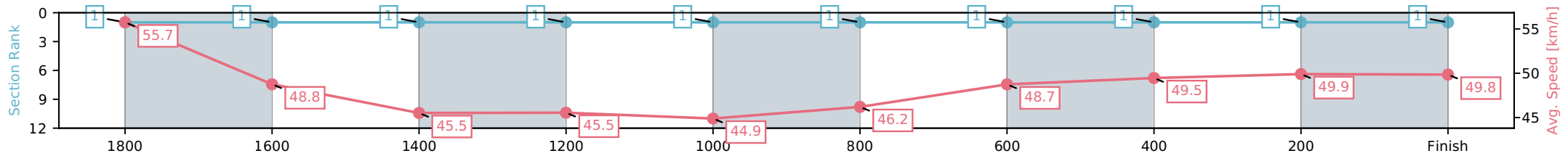
NZ Metropolitan Trotting Club Inc Harness  
 Race 5: NZB 2026 NATIONAL YEARLING SALE 16TH & 18TH  
 FEB MOBILE PACE - 1980m



05 February 2026 - 7:06PM

Weather: Fine

Section	L1980	L1800	L1600	L1400	L1200	L1000	L800	L600	L400	L200
Section Times	2:27.90 (0:11.24)	2:16.66 [1] (0:14.85)	2:01.81 [1] (0:15.89)	1:45.92 [1] (0:15.81)	1:30.12 [1] (0:16.12)	1:13.99 [1] (0:15.66)	0:58.34 [1] (0:14.78)	0:43.56 [1] (0:14.62)	0:28.94 [1] (0:14.50)	0:14.44 [1] (0:14.44)
Average Speed [km/h]	55.7	48.8	45.5	45.5	44.9	46.2	48.7	49.5	49.9	49.8
Top Speed [km/h]	58.4	52.8	47.2	46.0	46.2	47.8	50.1	50.1	52.5	52.4
Avg. Dist. to Rail [m]	9.4	1.4	0.8	2.1	0.8	0.7	0.7	0.8	1.0	3.4



[ ] Ranking at each section and finish  
 -:-:- No data available at this section  
 NA No data available

Horse/Jockey Name	Harry's Girl/S J Thornley
Finish Rank	2
Fastest Section Time (Section)	0:13.70 (200-0)
Top Speed [km/h] (Section)	54.1 (1980 - 1800)
Race State	Finished



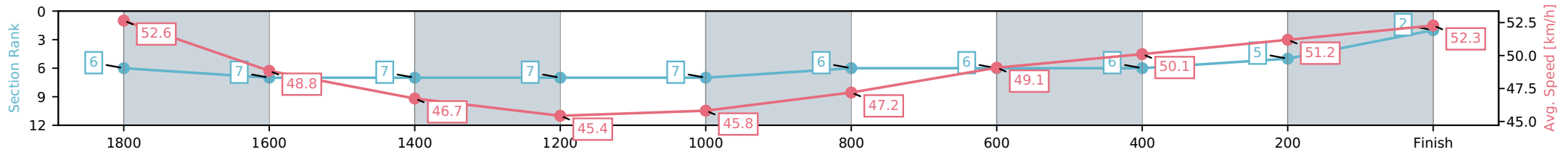
NZ Metropolitan Trotting Club Inc Harness  
 Race 5: NZB 2026 NATIONAL YEARLING SALE 16TH & 18TH  
 FEB MOBILE PACE - 1980m



05 February 2026 - 7:06PM

Weather: Fine

Section	L1980	L1800	L1600	L1400	L1200	L1000	L800	L600	L400	L200
Section Times	2:28.00 (0:12.24)	2:15.76 [7] (0:15.05)	2:00.70 [7] (0:15.73)	1:44.97 [7] (0:15.85)	1:29.12 [7] (0:16.06)	1:13.06 [6] (0:15.53)	0:57.53 [6] (0:14.68)	0:42.85 [6] (0:14.66)	0:28.20 [5] (0:14.49)	0:13.70 [2] (0:13.70)
Average Speed [km/h]	52.6	48.8	46.7	45.4	45.8	47.2	49.1	50.1	51.2	52.3
Top Speed [km/h]	54.1	51.3	48.4	46.9	47.0	48.0	50.4	50.8	53.2	53.2
Avg. Dist. to Rail [m]	4.0	3.4	2.9	4.3	2.7	2.6	3.0	2.8	5.1	8.3



- [ ] Ranking at each section and finish
- :-:- No data available at this section
- NA No data available

Horse/Jockey Name	Elegant Delight/D J White
Finish Rank	3
Fastest Section Time (Section)	0:14.39 (200-0)
Top Speed [km/h] (Section)	57.1 (1980 - 1800)
Race State	Finished



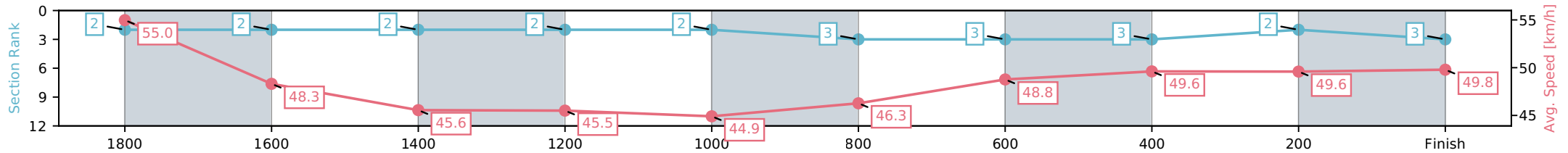
NZ Metropolitan Trotting Club Inc Harness  
 Race 5: NZB 2026 NATIONAL YEARLING SALE 16TH & 18TH  
 FEB MOBILE PACE - 1980m



05 February 2026 - 7:06PM

Weather: Fine

Section	L1980	L1800	L1600	L1400	L1200	L1000	L800	L600	L400	L200
Section Times	2:28.21 (0:11.39)	2:16.82 [2] (0:14.98)	2:01.83 [2] (0:15.88)	1:45.96 [2] (0:15.82)	1:30.13 [2] (0:16.16)	1:13.98 [3] (0:15.64)	0:58.33 [3] (0:14.76)	0:43.57 [3] (0:14.56)	0:29.01 [2] (0:14.62)	0:14.39 [3] (0:14.39)
Average Speed [km/h]	55.0	48.3	45.6	45.5	44.9	46.3	48.8	49.6	49.6	49.8
Top Speed [km/h]	57.1	52.0	46.9	46.2	46.4	47.4	49.9	50.5	51.0	50.5
Avg. Dist. to Rail [m]	7.2	1.1	0.9	2.2	1.0	0.7	0.5	0.4	1.5	3.6



- [ ] Ranking at each section and finish
- :-:- No data available at this section
- NA No data available

Horse/Jockey Name	Eyes Of An Angel/M J Williamson
Finish Rank	4
Fastest Section Time (Section)	0:13.94 (200-0)
Top Speed [km/h] (Section)	53.5 (200-0)
Race State	Finished



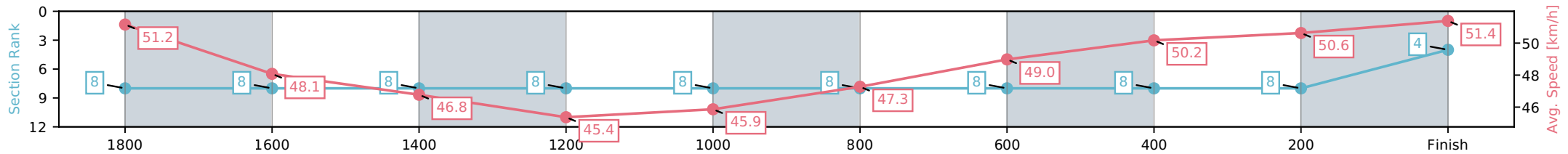
NZ Metropolitan Trotting Club Inc Harness  
 Race 5: NZB 2026 NATIONAL YEARLING SALE 16TH & 18TH  
 FEB MOBILE PACE - 1980m



05 February 2026 - 7:06PM

Weather: Fine

Section	L1980	L1800	L1600	L1400	L1200	L1000	L800	L600	L400	L200
Section Times	2:28.65 (0:12.27)	2:16.38 [8] (0:15.34)	2:01.04 [8] (0:15.71)	1:45.33 [8] (0:15.87)	1:29.46 [8] (0:16.04)	1:13.41 [8] (0:15.52)	0:57.90 [8] (0:14.70)	0:43.20 [8] (0:14.63)	0:28.58 [8] (0:14.64)	0:13.94 [4] (0:13.94)
Average Speed [km/h]	51.2	48.1	46.8	45.4	45.9	47.3	49.0	50.2	50.6	51.4
Top Speed [km/h]	52.9	48.9	48.4	46.9	47.0	48.4	50.4	51.0	51.9	53.5
Avg. Dist. to Rail [m]	5.3	4.2	2.8	4.2	2.6	2.6	3.0	2.7	5.0	9.1



- [ ] Ranking at each section and finish
- :-:- No data available at this section
- NA No data available

Horse/Jockey Name	Major Moonshine/J F Curtin
Finish Rank	5
Fastest Section Time (Section)	0:14.40 (200-0)
Top Speed [km/h] (Section)	53.4 (1980 - 1800)
Race State	Finished



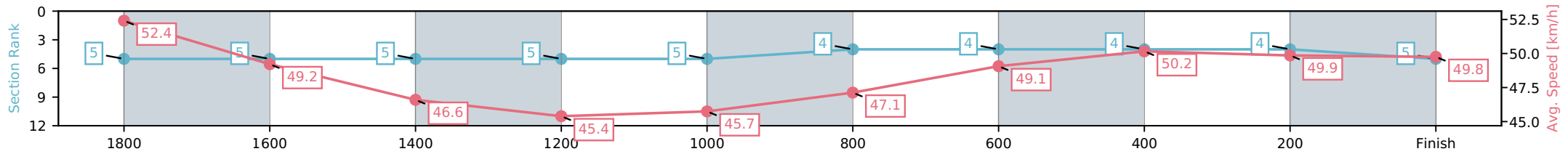
NZ Metropolitan Trotting Club Inc Harness  
 Race 5: NZB 2026 NATIONAL YEARLING SALE 16TH & 18TH  
 FEB MOBILE PACE - 1980m



05 February 2026 - 7:06PM

Weather: Fine

Section	L1980	L1800	L1600	L1400	L1200	L1000	L800	L600	L400	L200
Section Times	2:28.69 (0:11.97)	2:16.72 [5] (0:14.94)	2:01.79 [5] (0:15.78)	1:46.00 [5] (0:15.86)	1:30.14 [5] (0:16.07)	1:14.07 [4] (0:15.56)	0:58.51 [4] (0:14.68)	0:43.83 [4] (0:14.64)	0:29.20 [4] (0:14.80)	0:14.40 [5] (0:14.40)
Average Speed [km/h]	52.4	49.2	46.6	45.4	45.7	47.1	49.1	50.2	49.9	49.8
Top Speed [km/h]	53.4	50.9	48.8	46.2	47.0	48.1	50.2	50.9	50.8	50.7
Avg. Dist. to Rail [m]	3.8	3.3	2.9	4.1	2.6	2.5	2.9	2.8	4.0	7.3



- [ ] Ranking at each section and finish
- :-:- No data available at this section
- NA No data available

Horse/Jockey Name	Iamthecaptainnow/J W Cox
Finish Rank	6
Fastest Section Time (Section)	0:14.41 (200-0)
Top Speed [km/h] (Section)	53.2 (1980 - 1800)
Race State	Finished



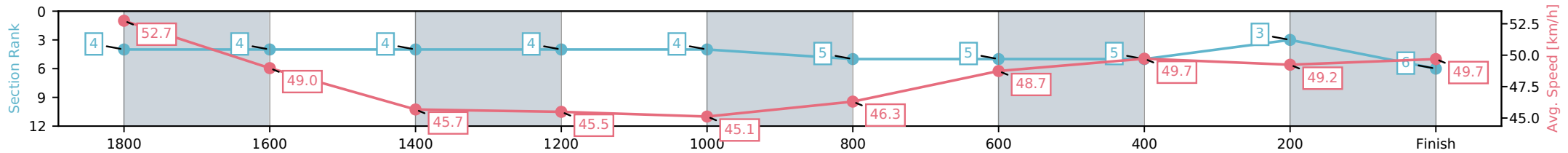
NZ Metropolitan Trotting Club Inc Harness  
 Race 5: NZB 2026 NATIONAL YEARLING SALE 16TH & 18TH  
 FEB MOBILE PACE - 1980m



05 February 2026 - 7:06PM

Weather: Fine

Section	L1980	L1800	L1600	L1400	L1200	L1000	L800	L600	L400	L200
Section Times	2:28.70 (0:11.90)	2:16.80 [4] (0:14.83)	2:01.96 [4] (0:15.89)	1:46.07 [4] (0:15.82)	1:30.24 [4] (0:16.10)	1:14.15 [5] (0:15.64)	0:58.51 [5] (0:14.77)	0:43.74 [5] (0:14.60)	0:29.14 [3] (0:14.73)	0:14.41 [6] (0:14.41)
Average Speed [km/h]	52.7	49.0	45.7	45.5	45.1	46.3	48.7	49.7	49.2	49.7
Top Speed [km/h]	53.2	52.6	47.0	46.1	46.3	47.6	50.1	50.3	50.1	50.2
Avg. Dist. to Rail [m]	2.1	1.5	1.2	2.4	1.1	0.9	1.2	1.2	1.5	5.1



- [ ] Ranking at each section and finish
- :-:- No data available at this section
- NA No data available

Horse/Jockey Name	Reimburst/R D Close
Finish Rank	7
Fastest Section Time (Section)	0:14.41 (200-0)
Top Speed [km/h] (Section)	53.4 (1980 - 1800)
Race State	Finished



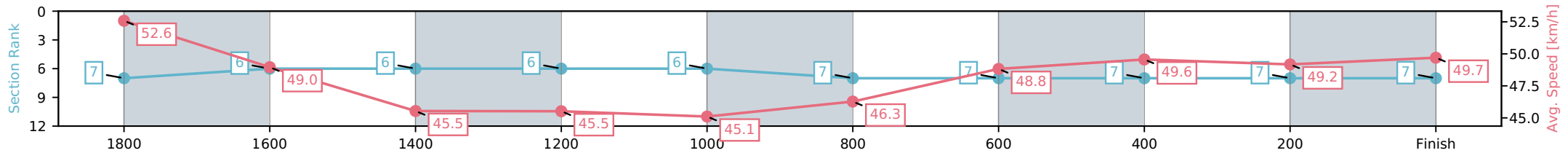
NZ Metropolitan Trotting Club Inc Harness  
 Race 5: NZB 2026 NATIONAL YEARLING SALE 16TH & 18TH  
 FEB MOBILE PACE - 1980m



05 February 2026 - 7:06PM

Weather: Fine

Section	L1980	L1800	L1600	L1400	L1200	L1000	L800	L600	L400	L200
Section Times	2:29.03 (0:12.26)	2:16.77 [6] (0:14.80)	2:01.97 [6] (0:15.91)	1:46.06 [6] (0:15.82)	1:30.24 [6] (0:16.08)	1:14.16 [7] (0:15.65)	0:58.51 [7] (0:14.75)	0:43.77 [7] (0:14.64)	0:29.13 [7] (0:14.72)	0:14.41 [7] (0:14.41)
Average Speed [km/h]	52.6	49.0	45.5	45.5	45.1	46.3	48.8	49.6	49.2	49.7
Top Speed [km/h]	53.4	52.3	46.8	46.0	46.3	47.8	50.3	50.3	50.5	50.9
Avg. Dist. to Rail [m]	1.4	1.1	1.0	2.3	1.0	0.8	1.2	1.0	1.1	1.8



- [ ] Ranking at each section and finish
- :-:- No data available at this section
- NA No data available

Horse/Jockey Name	Tidy Kiwi/R D Holmes
Finish Rank	8
Fastest Section Time (Section)	0:14.52 (600-400)
Top Speed [km/h] (Section)	52.5 (1980 - 1800)
Race State	Finished



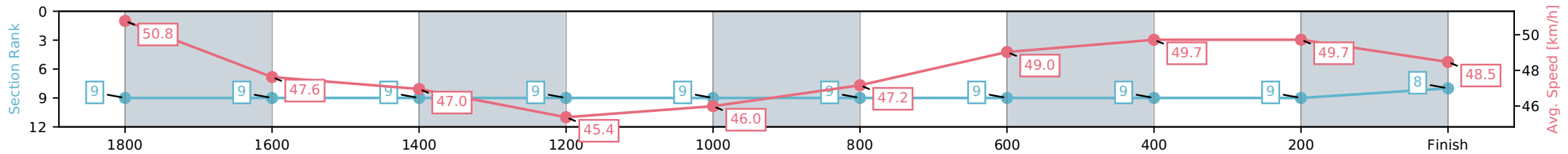
NZ Metropolitan Trotting Club Inc Harness  
 Race 5: NZB 2026 NATIONAL YEARLING SALE 16TH & 18TH  
 FEB MOBILE PACE - 1980m



05 February 2026 - 7:06PM

Weather: Fine

Section	L1980	L1800	L1600	L1400	L1200	L1000	L800	L600	L400	L200
Section Times	2:29.75 (0:12.35)	2:17.40 [9] (0:15.60)	2:01.80 [9] (0:15.65)	1:46.15 [9] (0:15.87)	1:30.28 [9] (0:16.09)	1:14.19 [9] (0:15.56)	0:58.63 [9] (0:14.69)	0:43.94 [9] (0:14.52)	0:29.42 [9] (0:14.61)	0:14.82 [8] (0:14.82)
Average Speed [km/h]	50.8	47.6	47.0	45.4	46.0	47.2	49.0	49.7	49.7	48.5
Top Speed [km/h]	52.5	48.8	48.7	46.9	47.5	49.2	50.3	50.8	50.2	50.1
Avg. Dist. to Rail [m]	8.0	5.4	2.8	4.6	3.3	2.6	2.7	0.8	1.8	3.6



- [ ] Ranking at each section and finish
- :-:- No data available at this section
- NA No data available

Horse/Jockey Name	Shards Lyric/S E O'Reilly
Finish Rank	9
Fastest Section Time (Section)	0:14.37 (200-0)
Top Speed [km/h] (Section)	52.2 (1980 - 1800)
Race State	Finished



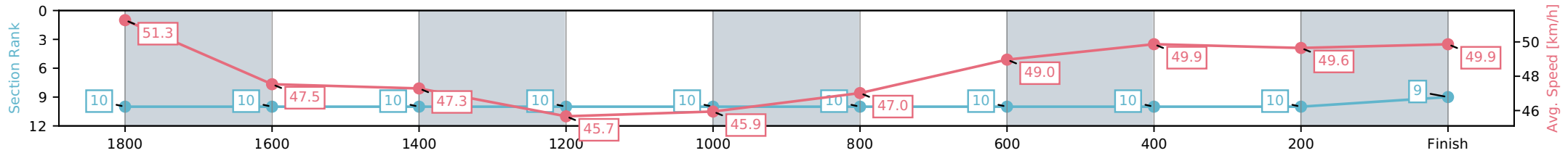
NZ Metropolitan Trotting Club Inc Harness  
 Race 5: NZB 2026 NATIONAL YEARLING SALE 16TH & 18TH  
 FEB MOBILE PACE - 1980m



05 February 2026 - 7:06PM

Weather: Fine

Section	L1980	L1800	L1600	L1400	L1200	L1000	L800	L600	L400	L200
Section Times	2:29.81 (0:13.04)	2:16.77 [10] (0:15.55)	2:01.22 [10] (0:15.53)	1:45.69 [10] (0:15.77)	1:29.92 [10] (0:16.01)	1:13.90 [10] (0:15.60)	0:58.31 [10] (0:14.71)	0:43.60 [10] (0:14.58)	0:29.02 [10] (0:14.65)	0:14.37 [9] (0:14.37)
Average Speed [km/h]	51.3	47.5	47.3	45.7	45.9	47.0	49.0	49.9	49.6	49.9
Top Speed [km/h]	52.2	50.1	47.9	46.8	47.4	48.6	49.6	50.5	51.1	51.3
Avg. Dist. to Rail [m]	8.2	4.4	2.8	4.4	2.7	2.5	3.0	1.5	1.6	1.6



- [ ] Ranking at each section and finish
- :-:- No data available at this section
- NA No data available

Horse/Jockey Name	Typhoon Tere/C J Dalgety
Finish Rank	10
Fastest Section Time (Section)	0:14.56 (600-400)
Top Speed [km/h] (Section)	55.2 (1980 - 1800)
Race State	Finished



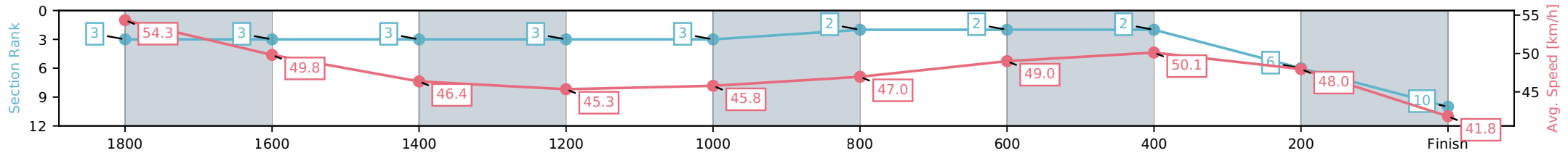
NZ Metropolitan Trotting Club Inc Harness  
 Race 5: NZB 2026 NATIONAL YEARLING SALE 16TH & 18TH  
 FEB MOBILE PACE - 1980m



05 February 2026 - 7:06PM

Weather: Fine

Section	L1980	L1800	L1600	L1400	L1200	L1000	L800	L600	L400	L200
Section Times	2:31.45 (0:11.72)	2:19.73 [3] (0:14.74)	2:04.99 [3] (0:15.87)	1:49.12 [3] (0:15.88)	1:33.24 [3] (0:16.14)	1:17.11 [2] (0:15.48)	1:01.63 [2] (0:14.69)	0:46.94 [2] (0:14.56)	0:32.38 [6] (0:15.29)	0:17.09 [10] (0:17.09)
Average Speed [km/h]	54.3	49.8	46.4	45.3	45.8	47.0	49.0	50.1	48.0	41.8
Top Speed [km/h]	55.2	53.7	47.9	46.1	47.2	47.9	50.1	50.5	50.0	46.6
Avg. Dist. to Rail [m]	6.8	3.3	3.0	4.9	3.2	1.5	1.5	1.9	3.1	6.3



- [ ] Ranking at each section and finish
- :-:- No data available at this section
- NA No data available