



NZ Metropolitan Trotting Club Inc Harness  
 Race 7: BOLTY'S CLEARING SALE 21ST FEB MOBILE PACE - 2600m  
 05 February 2026 - 8:07PM



Weather: Fine

Field Times (Race Tempo) 3:16.90 (0:12.77) 3:04.13 (0:15.56) 2:48.57 (0:16.23) 2:32.34 (0:15.17) 2:17.16 (0:16.09) 2:01.07 (0:16.93) 1:44.14 (0:16.41) 1:27.73 (0:16.25)

Rank	TAB#	Horse	Overall Time	First 400m	Top Speed km/h (Section)	L2600	L2400	L2200	L2000	L1800	L1600	L1400	L1200
	(BAR#)	Driver	Margin (DT-W)	Last 600m	Fastest Section (Time)	Start - 2400	2400 - 2200	2200 - 2000	2000 - 1800	1800 - 1600	1600 - 1400	1400 - 1200	1200 - 1000
1	6	Takeheplunge	3:16.90	0:30.06	53.8 (200-0)	3:16.90	3:03.17 [5]	2:46.85 [6]	2:31.19 [5]	2:17.16 [1]	2:01.07 [1]	1:44.14 [1]	1:27.73 [1]
	(6)	B N Orange		0:41.64	400-200 (0:13.66)	(0:13.73)	(0:16.33)	(0:15.65)	(0:14.03)	(0:16.09)	(0:16.93)	(0:16.41)	(0:16.26)
2	8	Gone Surfin	3:17.07	0:30.71	56.0 (400-200)	3:17.07	3:03.27 [6]	2:46.37 [9]	2:30.71 [9]	2:15.86 [7]	1:59.97 [6]	1:43.21 [6]	1:27.07 [5]
	(8)	John R Dunn	1.0L (+21)	0:41.27	200-0 (0:13.62)	(0:13.80)	(0:16.91)	(0:15.65)	(0:14.85)	(0:15.89)	(0:16.76)	(0:16.15)	(0:16.24)
3	4	Song Sung Blue	3:17.33	0:30.34	54.1 (400-200)	3:17.33	3:03.26 [8]	2:46.99 [7]	2:31.33 [7]	2:16.30 [6]	2:00.70 [4]	1:43.96 [4]	1:27.72 [3]
	(4)	M J Williamson	2.4L (-4)	0:41.67	400-200 (0:13.71)	(0:14.08)	(0:16.26)	(0:15.66)	(0:15.04)	(0:15.59)	(0:16.74)	(0:16.24)	(0:16.32)
4	5	Munroe's Mate	3:17.66	0:28.33	56.2 (2600 - 2400)	3:17.66	3:04.89 [1]	2:49.33 [1]	2:33.10 [1]	2:17.58 [2]	2:01.51 [2]	1:44.64 [2]	1:28.17 [2]
	(5)	J C Morrison	4.3L (-13)	0:42.06	2600 - 2400 (0:12.77)	(0:12.77)	(0:15.56)	(0:16.23)	(0:15.51)	(0:16.08)	(0:16.86)	(0:16.48)	(0:16.27)
5	7	Deceptive Lee	3:17.81	0:31.10	54.0 (400-200)	3:17.81	3:03.70 [9]	2:46.71 [10]	2:31.06 [10]	2:16.28 [9]	2:00.39 [8]	1:43.59 [8]	1:27.47 [7]
	(7)	S E O'Reilly	5.1L (+21)	0:41.71	400-200 (0:13.78)	(0:14.10)	(0:17.00)	(0:15.65)	(0:14.78)	(0:15.89)	(0:16.79)	(0:16.12)	(0:16.24)
6	1	Matai Harry	3:17.88	0:28.69	54.2 (2600 - 2400)	3:17.88	3:04.76 [2]	2:49.19 [2]	2:32.95 [2]	2:17.42 [3]	2:01.40 [3]	1:44.62 [3]	1:28.17 [4]
	(1)	W J House	5.4L (-13)	0:41.93	2600 - 2400 (0:13.12)	(0:13.12)	(0:15.57)	(0:16.23)	(0:15.54)	(0:16.02)	(0:16.78)	(0:16.44)	(0:16.41)
7	10	Milou	3:18.05	0:29.57	54.2 (2600 - 2400)	3:18.05	3:04.34 [4]	2:48.49 [4]	2:32.45 [4]	2:17.02 [5]	2:00.81 [7]	1:43.89 [7]	1:27.51 [8]
	(10)	R J Butt	6.4L (-4)	0:41.60	200-0 (0:13.60)	(0:13.71)	(0:15.86)	(0:16.03)	(0:15.43)	(0:16.22)	(0:16.92)	(0:16.38)	(0:16.23)
8	2	Commander Joe	3:18.12	0:29.16	53.2 (2600 - 2400)	3:18.12	3:04.73 [3]	2:48.96 [3]	2:32.84 [3]	2:17.42 [4]	2:01.23 [5]	1:44.33 [5]	1:27.94 [6]
	(2)	O G Thornley	6.8L (-4)	0:41.98	2600 - 2400 (0:13.39)	(0:13.39)	(0:15.77)	(0:16.12)	(0:15.43)	(0:16.18)	(0:16.90)	(0:16.40)	(0:16.22)
9	9	Amaretto Franco	3:18.13	0:30.64	54.0 (200-0)	3:18.13	3:03.67 [10]	2:47.49 [8]	2:31.77 [8]	2:16.19 [10]	2:00.45 [10]	1:43.72 [9]	1:27.54 [9]
	(9)	Craig D Thornley	6.9L (+5)	0:41.60	400-200 (0:13.75)	(0:14.46)	(0:16.18)	(0:15.72)	(0:15.58)	(0:15.75)	(0:16.73)	(0:16.18)	(0:16.29)
10	3	Classie Linc	3:18.59	0:29.87	54.2 (400-200)	3:18.59	3:04.72 [7]	2:48.72 [5]	2:32.68 [6]	2:17.25 [8]	2:01.04 [9]	1:44.17 [10]	1:27.75 [10]
	(3)	S J Tomlinson	9.4L (+1)	0:41.88	400-200 (0:13.67)	(0:13.87)	(0:16.00)	(0:16.04)	(0:15.43)	(0:16.21)	(0:16.86)	(0:16.42)	(0:16.21)

[ ] Position in running at each section and finish  
 -:--: No data available at this section  
 NA No data available  
 DNT Did not track

TAB# Saddle cloth number  
 BAR# Barrier/Gate Position  
 DNF Did not finish  
 DT-W Distance travelled compared to winner in metres

Fastest split  
 Fastest section



NZ Metropolitan Trotting Club Inc Harness  
 Race 7: BOLTY'S CLEARING SALE 21ST FEB MOBILE PACE - 2600m  
 05 February 2026 - 8:07PM



Weather: Fine

Field Times                      1:11.47    0:55.95    0:41.65    0:27.67    0:14.00  
 (Race Tempo)                    (0:15.52)   (0:14.30)   (0:13.98)   (0:13.66)   (0:14.00)

Rank	TAB#	Horse	Overall Time	First 400m	Top Speed km/h (Section)	L1000	L800	L600	L400	L200			
	(BAR#)	Driver	Margin (DT-W)	Last 600m	Fastest Section (Time)	1000 - 800	800 - 600	600 - 400	400 - 200	200 - Finish			
1	6	Take the plunge	3:16.90	0:30.06	53.8 (200-0)	1:11.47 [1]	0:55.95 [1]	0:41.65 [1]	0:27.67 [1]	0:14.00 [1]			
	(6)	B N Orange		0:41.64	400-200 (0:13.66)	(0:15.52)	(0:14.30)	(0:13.98)	(0:13.66)	(0:14.00)			
2	8	Gone Surfin	3:17.07	0:30.71	56.0 (400-200)	1:10.83 [5]	0:55.42 [4]	0:41.27 [4]	0:27.26 [4]	0:13.62 [4]			
	(8)	John R Dunn	1.0L (+21)	0:41.27	200-0 (0:13.62)	(0:15.40)	(0:14.15)	(0:14.01)	0:13.64	(0:13.62)			
3	4	Song Sung Blue	3:17.33	0:30.34	54.1 (400-200)	1:11.40 [3]	0:55.90 [3]	0:41.66 [3]	0:27.87 [2]	0:14.17 [2]			
	(4)	M J Williamson	2.4L (-4)	0:41.67	400-200 (0:13.71)	(0:15.49)	(0:14.25)	0:13.79	(0:13.71)	(0:14.17)			
4	5	Munroe's Mate	3:17.66	0:28.33	56.2 (2600 - 2400)	1:11.89 [2]	0:56.38 [2]	0:42.06 [2]	0:28.17 [3]	0:14.43 [3]			
	(5)	J C Morrison	4.3L (-13)	0:42.06	2600 - 2400 (0:12.77)	(0:15.51)	(0:14.32)	(0:13.89)	(0:13.74)	(0:14.43)			
5	7	Deceptive Lee	3:17.81	0:31.10	54.0 (400-200)	1:11.23 [7]	0:55.84 [7]	0:41.71 [6]	0:27.61 [6]	0:13.83 [6]			
	(7)	S E O'Reilly	5.1L (+21)	0:41.71	400-200 (0:13.78)	(0:15.39)	0:14.13	(0:14.10)	(0:13.78)	(0:13.83)			
6	1	Matai Harry	3:17.88	0:28.69	54.2 (2600 - 2400)	1:11.76 [4]	0:56.20 [5]	0:41.94 [5]	0:27.93 [5]	0:14.16 [5]			
	(1)	W J House	5.4L (-13)	0:41.93	2600 - 2400 (0:13.12)	(0:15.56)	(0:14.27)	(0:14.01)	(0:13.76)	(0:14.16)			
7	10	Milou	3:18.05	0:29.57	54.2 (2600 - 2400)	1:11.28 [8]	0:55.84 [8]	0:41.60 [8]	0:27.43 [9]	0:13.60 [10]			
	(10)	R J Butt	6.4L (-4)	0:41.60	200-0 (0:13.60)	(0:15.44)	(0:14.25)	(0:14.17)	(0:13.83)	0:13.60			
8	2	Commander Joe	3:18.12	0:29.16	53.2 (2600 - 2400)	1:11.72 [6]	0:56.24 [6]	0:41.97 [7]	0:27.86 [7]	0:13.91 [8]			
	(2)	O G Thornley	6.8L (-4)	0:41.98	2600 - 2400 (0:13.39)	(0:15.48)	(0:14.27)	(0:14.12)	(0:13.95)	(0:13.91)			
9	9	Amaretto Franco	3:18.13	0:30.64	54.0 (200-0)	1:11.25 [9]	0:55.80 [9]	0:41.60 [9]	0:27.71 [8]	0:13.96 [7]			
	(9)	Craig D Thornley	6.9L (+5)	0:41.60	400-200 (0:13.75)	(0:15.45)	(0:14.20)	(0:13.89)	(0:13.75)	(0:13.96)			
10	3	Classie Linc	3:18.59	0:29.87	54.2 (400-200)	1:11.54 [10]	0:56.10 [10]	0:41.88 [10]	0:27.82 [10]	0:14.15 [9]			
	(3)	S J Tomlinson	9.4L (+1)	0:41.88	400-200 (0:13.67)	(0:15.44)	(0:14.22)	(0:14.06)	(0:13.67)	(0:14.15)			

- [ ] Position in running at each section and finish    TAB# Saddle cloth number
- :-:- No data available at this section                    BAR# Barrier/Gate Position
- NA No data available    DNF Did not finish
- DNT Did not track     DT-W Distance travelled compared to winner in metres

- Fastest split
- Fastest section

Horse/Jockey Name	Taketheplunge/B N Orange
Finish Rank	1
Fastest Section Time (Section)	0:13.66 (400-200)
Top Speed [km/h] (Section)	53.8 (200-0)
Race State	Finished



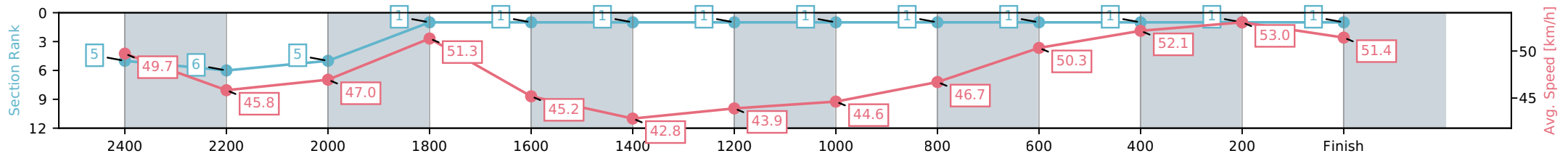
NZ Metropolitan Trotting Club Inc Harness  
 Race 7: BOLTY'S CLEARING SALE 21ST FEB MOBILE PACE  
 - 2600m



05 February 2026 - 8:07PM

Weather: Fine

Section	L2600	L2400	L2200	L2000	L1800	L1600	L1400	L1200	L1000	L800	L600	L400	L200
Section Times	3:16.90 (0:13.73)	3:03.17 [6] (0:16.33)	2:46.85 [5] (0:15.65)	2:31.19 [1] (0:14.03)	2:17.16 [1] (0:16.09)	2:01.07 [1] (0:16.93)	1:44.14 [1] (0:16.41)	1:27.73 [1] (0:16.26)	1:11.47 [1] (0:15.52)	0:55.95 [1] (0:14.30)	0:41.65 [1] (0:13.98)	0:27.67 [1] (0:13.66)	0:14.00 [1] (0:14.00)
Average Speed [km/h]	49.7	45.8	47.0	51.3	45.2	42.8	43.9	44.6	46.7	50.3	52.1	53.0	51.4
Top Speed [km/h]	51.0	47.2	48.2	53.2	49.7	43.4	44.4	46.0	48.7	51.2	52.9	53.8	53.8
Avg. Dist. to Rail [m]	10.5	5.2	2.9	3.5	1.8	1.2	2.9	1.0	1.2	2.4	2.1	1.4	3.9



[ ] Ranking at each section and finish  
 -:-:- No data available at this section  
 NA No data available

Horse/Jockey Name	Gone Surfin/John R Dunn
Finish Rank	2
Fastest Section Time (Section)	0:13.62 (200-0)
Top Speed [km/h] (Section)	56.0 (400-200)
Race State	Finished



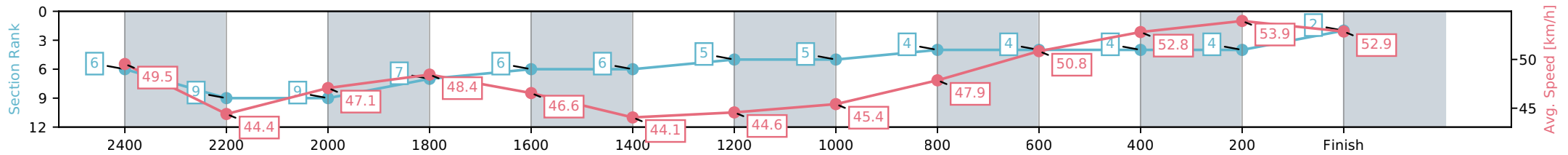
NZ Metropolitan Trotting Club Inc Harness  
 Race 7: BOLTY'S CLEARING SALE 21ST FEB MOBILE PACE  
 - 2600m



05 February 2026 - 8:07PM

Weather: Fine

Section	L2600	L2400	L2200	L2000	L1800	L1600	L1400	L1200	L1000	L800	L600	L400	L200
Section Times	3:17.07 (0:13.80)	3:03.27 [9] (0:16.91)	2:46.37 [9] (0:15.65)	2:30.71 [7] (0:14.85)	2:15.86 [6] (0:15.89)	1:59.97 [6] (0:16.76)	1:43.21 [5] (0:16.15)	1:27.07 [5] (0:16.24)	1:10.83 [4] (0:15.40)	0:55.42 [4] (0:14.15)	0:41.27 [4] (0:14.01)	0:27.26 [4] (0:13.64)	0:13.62 [2] (0:13.62)
Average Speed [km/h]	49.5	44.4	47.1	48.4	46.6	44.1	44.6	45.4	47.9	50.8	52.8	53.9	52.9
Top Speed [km/h]	52.7	47.8	48.1	49.6	48.8	44.7	45.2	46.7	49.1	51.6	54.2	56.0	55.9
Avg. Dist. to Rail [m]	13.6	5.9	3.1	3.9	4.1	3.3	5.2	3.1	3.3	4.3	4.1	3.6	6.9



- [ ] Ranking at each section and finish
- :-:- No data available at this section
- NA No data available

Horse/Jockey Name	Song Sung Blue/M J Williamson
Finish Rank	3
Fastest Section Time (Section)	0:13.71 (400-200)
Top Speed [km/h] (Section)	54.1 (400-200)
Race State	Finished



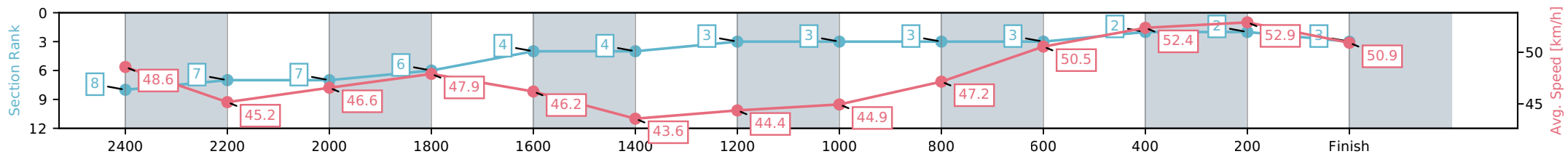
NZ Metropolitan Trotting Club Inc Harness  
 Race 7: BOLTY'S CLEARING SALE 21ST FEB MOBILE PACE  
 - 2600m



05 February 2026 - 8:07PM

Weather: Fine

Section	L2600	L2400	L2200	L2000	L1800	L1600	L1400	L1200	L1000	L800	L600	L400	L200
Section Times	3:17.33 (0:14.08)	3:03.26 [7] (0:16.26)	2:46.99 [7] (0:15.66)	2:31.33 [6] (0:15.04)	2:16.30 [4] (0:15.59)	2:00.70 [4] (0:16.74)	1:43.96 [3] (0:16.24)	1:27.72 [3] (0:16.32)	1:11.40 [3] (0:15.49)	0:55.90 [3] (0:14.25)	0:41.66 [2] (0:13.79)	0:27.87 [2] (0:13.71)	0:14.17 [3] (0:14.17)
Average Speed [km/h]	48.6	45.2	46.6	47.9	46.2	43.6	44.4	44.9	47.2	50.5	52.4	52.9	50.9
Top Speed [km/h]	50.1	47.0	47.9	49.0	48.5	44.5	44.7	46.4	48.4	51.7	53.7	54.1	53.7
Avg. Dist. to Rail [m]	6.8	2.9	1.9	1.8	1.0	2.2	5.1	2.4	2.2	2.3	1.2	1.6	4.2



- [ ] Ranking at each section and finish
- :-:- No data available at this section
- NA No data available

Horse/Jockey Name	Munroe's Mate/J C Morrison
Finish Rank	4
Fastest Section Time (Section)	0:12.77 (2600 - 2400)
Top Speed [km/h] (Section)	56.2 (2600 - 2400)
Race State	Finished



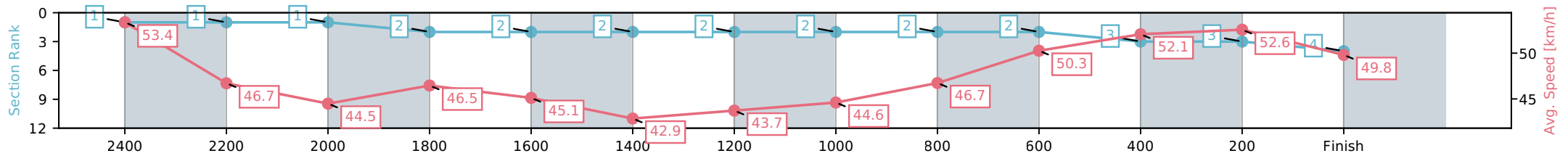
NZ Metropolitan Trotting Club Inc Harness  
 Race 7: BOLTY'S CLEARING SALE 21ST FEB MOBILE PACE  
 - 2600m



05 February 2026 - 8:07PM

Weather: Fine

Section	L2600	L2400	L2200	L2000	L1800	L1600	L1400	L1200	L1000	L800	L600	L400	L200
Section Times	3:17.66 (0:12.77)	3:04.89 [1] (0:15.56)	2:49.33 [1] (0:16.23)	2:33.10 [2] (0:15.51)	2:17.58 [2] (0:16.08)	2:01.51 [2] (0:16.86)	1:44.64 [2] (0:16.48)	1:28.17 [2] (0:16.27)	1:11.89 [2] (0:15.51)	0:56.38 [2] (0:14.32)	0:42.06 [3] (0:13.89)	0:28.17 [3] (0:13.74)	0:14.43 [4] (0:14.43)
Average Speed [km/h]	53.4	46.7	44.5	46.5	45.1	42.9	43.7	44.6	46.7	50.3	52.1	52.6	49.8
Top Speed [km/h]	56.2	49.2	46.4	48.3	49.2	43.5	44.8	46.2	48.8	51.1	53.2	53.1	53.0
Avg. Dist. to Rail [m]	6.1	1.5	0.5	0.9	1.6	0.9	3.2	1.1	1.2	2.1	1.3	0.8	2.2



[ ] Ranking at each section and finish  
 -:-:- No data available at this section  
 NA No data available

Horse/Jockey Name	Deceptive Lee/S E O'Reilly
Finish Rank	5
Fastest Section Time (Section)	0:13.78 (400-200)
Top Speed [km/h] (Section)	54.0 (400-200)
Race State	Finished



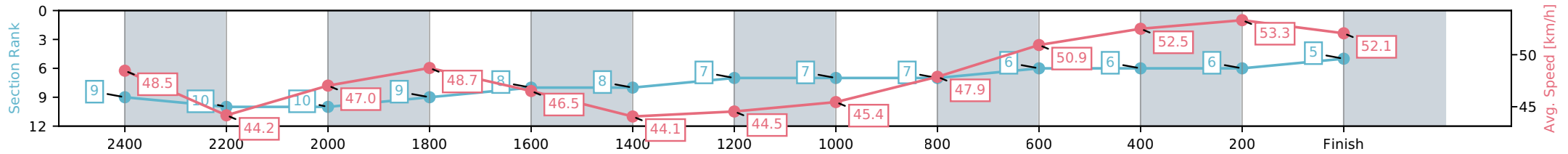
NZ Metropolitan Trotting Club Inc Harness  
 Race 7: BOLTY'S CLEARING SALE 21ST FEB MOBILE PACE  
 - 2600m



05 February 2026 - 8:07PM

Weather: Fine

Section	L2600	L2400	L2200	L2000	L1800	L1600	L1400	L1200	L1000	L800	L600	L400	L200
Section Times	3:17.81 (0:14.10)	3:03.70 [10] (0:17.00)	2:46.71 [10] (0:15.65)	2:31.06 [9] (0:14.78)	2:16.28 [8] (0:15.89)	2:00.39 [8] (0:16.79)	1:43.59 [7] (0:16.12)	1:27.47 [7] (0:16.24)	1:11.23 [7] (0:15.39)	0:55.84 [6] (0:14.13)	0:41.71 [6] (0:14.10)	0:27.61 [6] (0:13.78)	0:13.83 [5] (0:13.83)
Average Speed [km/h]	48.5	44.2	47.0	48.7	46.5	44.1	44.5	45.4	47.9	50.9	52.5	53.3	52.1
Top Speed [km/h]	50.9	47.8	48.1	50.3	49.1	44.7	45.2	47.0	49.5	51.9	53.8	54.0	53.8
Avg. Dist. to Rail [m]	12.0	5.7	3.2	4.0	4.1	3.4	5.1	3.1	3.3	4.4	4.2	3.3	5.6



- [ ] Ranking at each section and finish
- :-:- No data available at this section
- NA No data available

Horse/Jockey Name	Matai Harry/W J House
Finish Rank	6
Fastest Section Time (Section)	0:13.12 (2600 - 2400)
Top Speed [km/h] (Section)	54.2 (2600 - 2400)
Race State	Finished



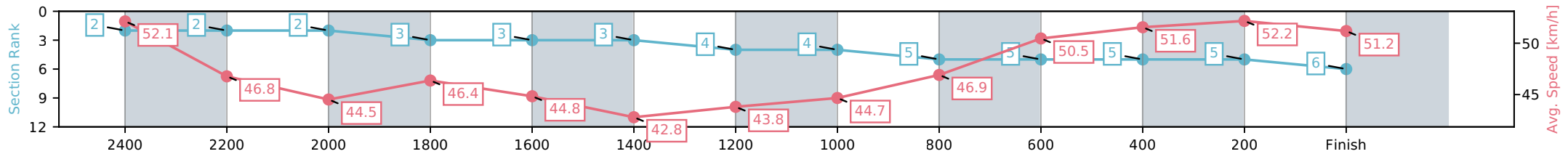
NZ Metropolitan Trotting Club Inc Harness  
 Race 7: BOLTY'S CLEARING SALE 21ST FEB MOBILE PACE  
 - 2600m



05 February 2026 - 8:07PM

Weather: Fine

Section	L2600	L2400	L2200	L2000	L1800	L1600	L1400	L1200	L1000	L800	L600	L400	L200
Section Times	3:17.88 (0:13.12)	3:04.76 [2] (0:15.57)	2:49.19 [2] (0:16.23)	2:32.95 [3] (0:15.54)	2:17.42 [3] (0:16.02)	2:01.40 [3] (0:16.78)	1:44.62 [4] (0:16.44)	1:28.17 [4] (0:16.41)	1:11.76 [5] (0:15.56)	0:56.20 [5] (0:14.27)	0:41.94 [5] (0:14.01)	0:27.93 [5] (0:13.76)	0:14.16 [6] (0:14.16)
Average Speed [km/h]	52.1	46.8	44.5	46.4	44.8	42.8	43.8	44.7	46.9	50.5	51.6	52.2	51.2
Top Speed [km/h]	54.2	49.7	46.5	48.1	48.1	43.4	44.6	46.5	48.9	51.5	52.1	53.7	53.6
Avg. Dist. to Rail [m]	2.9	1.6	0.9	1.4	1.4	1.2	3.5	2.3	2.1	2.3	1.4	0.8	3.2



- [ ] Ranking at each section and finish
- :-:- No data available at this section
- NA No data available

Horse/Jockey Name	Milou/R J Butt
Finish Rank	7
Fastest Section Time (Section)	0:13.60 (200-0)
Top Speed [km/h] (Section)	54.2 (2600 - 2400)
Race State	Finished



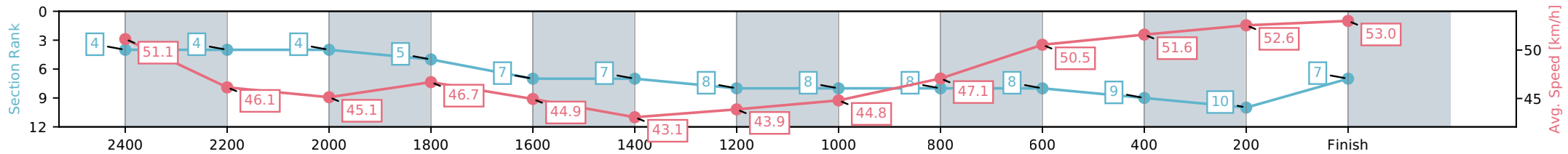
NZ Metropolitan Trotting Club Inc Harness  
 Race 7: BOLTY'S CLEARING SALE 21ST FEB MOBILE PACE  
 - 2600m



05 February 2026 - 8:07PM

Weather: Fine

Section	L2600	L2400	L2200	L2000	L1800	L1600	L1400	L1200	L1000	L800	L600	L400	L200
Section Times	3:18.05 (0:13.71)	3:04.34 [4] (0:15.86)	2:48.49 [4] (0:16.03)	2:32.45 [5] (0:15.43)	2:17.02 [7] (0:16.22)	2:00.81 [7] (0:16.92)	1:43.89 [8] (0:16.38)	1:27.51 [8] (0:16.23)	1:11.28 [8] (0:15.44)	0:55.84 [8] (0:14.25)	0:41.60 [9] (0:14.17)	0:27.43 [10] (0:13.83)	0:13.60 [7] (0:13.60)
Average Speed [km/h]	51.1	46.1	45.1	46.7	44.9	43.1	43.9	44.8	47.1	50.5	51.6	52.6	53.0
Top Speed [km/h]	54.2	47.4	47.3	48.7	48.5	43.9	45.2	46.4	49.3	51.8	52.3	54.0	54.2
Avg. Dist. to Rail [m]	4.2	2.3	1.0	1.5	2.1	1.5	3.4	1.3	1.5	2.5	2.4	2.1	6.5



- [ ] Ranking at each section and finish
- :-:- No data available at this section
- NA No data available

Horse/Jockey Name	Commander Joe/O G Thornley
Finish Rank	8
Fastest Section Time (Section)	0:13.39 (2600 - 2400)
Top Speed [km/h] (Section)	53.2 (2600 - 2400)
Race State	Finished



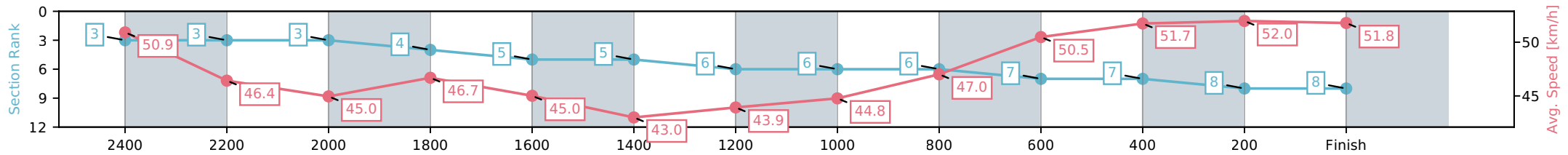
NZ Metropolitan Trotting Club Inc Harness  
 Race 7: BOLTY'S CLEARING SALE 21ST FEB MOBILE PACE  
 - 2600m



05 February 2026 - 8:07PM

Weather: Fine

Section	L2600	L2400	L2200	L2000	L1800	L1600	L1400	L1200	L1000	L800	L600	L400	L200
Section Times	3:18.12 (0:13.39)	3:04.73 [3] (0:15.77)	2:48.96 [3] (0:16.12)	2:32.84 [4] (0:15.43)	2:17.42 [5] (0:16.18)	2:01.23 [5] (0:16.90)	1:44.33 [6] (0:16.40)	1:27.94 [6] (0:16.22)	1:11.72 [6] (0:15.48)	0:56.24 [7] (0:14.27)	0:41.97 [7] (0:14.12)	0:27.86 [8] (0:13.95)	0:13.91 [8] (0:13.91)
Average Speed [km/h]	50.9	46.4	45.0	46.7	45.0	43.0	43.9	44.8	47.0	50.5	51.7	52.0	51.8
Top Speed [km/h]	53.2	47.7	47.3	48.3	48.5	43.6	44.9	46.5	48.9	51.6	52.6	53.1	52.9
Avg. Dist. to Rail [m]	4.6	2.4	1.1	1.6	2.1	1.5	3.3	1.3	1.6	2.6	2.4	1.6	2.5



- [ ] Ranking at each section and finish
- :-:- No data available at this section
- NA No data available

Horse/Jockey Name	Amaretto Franco/Craig D Thornley
Finish Rank	9
Fastest Section Time (Section)	0:13.75 (400-200)
Top Speed [km/h] (Section)	54.0 (200-0)
Race State	Finished



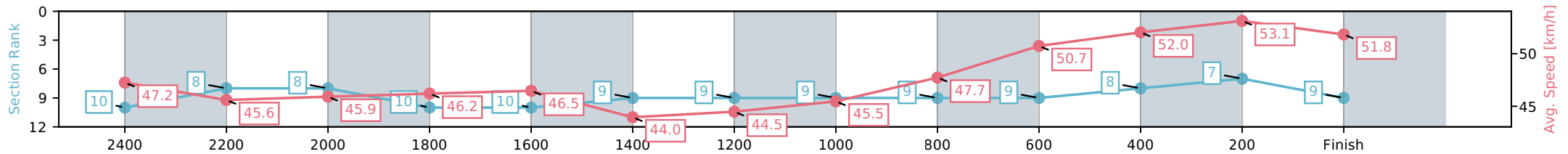
NZ Metropolitan Trotting Club Inc Harness  
 Race 7: BOLTY'S CLEARING SALE 21ST FEB MOBILE PACE  
 - 2600m



05 February 2026 - 8:07PM

Weather: Fine

Section	L2600	L2400	L2200	L2000	L1800	L1600	L1400	L1200	L1000	L800	L600	L400	L200
Section Times	3:18.13 (0:14.46)	3:03.67 [8] (0:16.18)	2:47.49 [8] (0:15.72)	2:31.77 [10] (0:15.58)	2:16.19 [10] (0:15.75)	2:00.45 [9] (0:16.73)	1:43.72 [9] (0:16.18)	1:27.54 [9] (0:16.29)	1:11.25 [9] (0:15.45)	0:55.80 [9] (0:14.20)	0:41.60 [8] (0:13.89)	0:27.71 [7] (0:13.75)	0:13.96 [9] (0:13.96)
Average Speed [km/h]	47.2	45.6	45.9	46.2	46.5	44.0	44.5	45.5	47.7	50.7	52.0	53.1	51.8
Top Speed [km/h]	50.2	48.4	47.1	47.4	49.0	44.7	45.5	46.9	49.7	51.6	53.5	53.9	54.0
Avg. Dist. to Rail [m]	15.7	3.8	0.9	0.9	2.5	3.2	5.7	3.6	3.3	2.8	1.4	3.0	8.8



- [ ] Ranking at each section and finish
- :-:- No data available at this section
- NA No data available

Horse/Jockey Name	Classie Linc/S J Tomlinson
Finish Rank	10
Fastest Section Time (Section)	0:13.67 (400-200)
Top Speed [km/h] (Section)	54.2 (400-200)
Race State	Finished



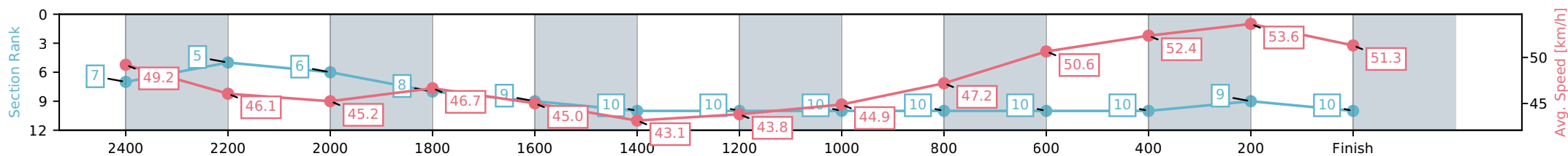
NZ Metropolitan Trotting Club Inc Harness  
 Race 7: BOLTY'S CLEARING SALE 21ST FEB MOBILE PACE  
 - 2600m



05 February 2026 - 8:07PM

Weather: Fine

Section	L2600	L2400	L2200	L2000	L1800	L1600	L1400	L1200	L1000	L800	L600	L400	L200
Section Times	3:18.59 (0:13.87)	3:04.72 [5] (0:16.00)	2:48.72 [6] (0:16.04)	2:32.68 [8] (0:15.43)	2:17.25 [9] (0:16.21)	2:01.04 [10] (0:16.86)	1:44.17 [10] (0:16.42)	1:27.75 [10] (0:16.21)	1:11.54 [10] (0:15.44)	0:56.10 [10] (0:14.22)	0:41.88 [10] (0:14.06)	0:27.82 [9] (0:13.67)	0:14.15 [10] (0:14.15)
Average Speed [km/h]	49.2	46.1	45.2	46.7	45.0	43.1	43.8	44.9	47.2	50.6	52.4	53.6	51.3
Top Speed [km/h]	50.9	47.1	47.5	48.5	48.8	44.1	45.4	46.5	49.7	52.5	53.8	54.2	53.7
Avg. Dist. to Rail [m]	6.3	3.3	1.2	1.7	2.2	1.6	3.4	1.4	1.8	3.2	3.5	3.4	7.3



[ ] Ranking at each section and finish  
 -:-:- No data available at this section  
 NA No data available