



NZ Metropolitan Trotting Club Inc Harness

Race 8: BRECKON FARMS - CHECK OUT OUR 2026 DRAFT HANDICAP TROT - 2600m

05 February 2026 - 8:37PM



Weather: Fine

Field Times	3:21.00	3:03.67	2:48.36	2:32.83	2:17.44	2:01.48	1:46.24	1:31.13
(Race Tempo)	(0:17.33)	(0:15.30)	(0:15.53)	(0:15.39)	(0:15.96)	(0:15.24)	(0:15.11)	(0:16.04)

Rank	TAB#	Horse	Overall Time	First 400m	Top Speed km/h (Section)	L2600	L2400	L2200	L2000	L1800	L1600	L1400	L1200
	(BAR#)	Driver	Margin (DT-W)	Last 600m	Fastest Section (Time)	Start - 2400	2400 - 2200	2200 - 2000	2000 - 1800	1800 - 1600	1600 - 1400	1400 - 1200	1200 - 1000
1	2	Roydon Muscle	3:21.00	0:33.38	50.8 (800-600)	3:21.00	3:03.07 [3]	2:47.62 [3]	2:32.11 [3]	2:16.79 [3]	2:00.96 [3]	1:46.24 [1]	1:31.13 [1]
	(1)	R J Butt		0:44.34	800-600 (0:14.58)	(0:17.93)	(0:15.45)	(0:15.51)	(0:15.33)	(0:15.83)	(0:14.72)	(0:15.11)	(0:16.04)
2	7	Eurostyle	3:21.36	0:35.75	52.7 (200-0)	3:21.36	3:00.78 [7]	2:45.62 [7]	2:30.43 [7]	2:15.52 [7]	1:59.67 [7]	1:44.38 [7]	1:29.32 [7]
	(1)	K A Butt	2.0L (+10)	0:43.53	200-0 (0:14.00)	(0:20.58)	(0:15.17)	(0:15.19)	(0:14.91)	(0:15.85)	(0:15.28)	(0:15.06)	(0:15.98)
3	1	Helloveamoment	3:21.37	0:32.63	51.0 (800-600)	3:21.37	3:04.04 [1]	2:48.73 [1]	2:33.20 [1]	2:17.81 [1]	2:01.85 [1]	1:46.47 [2]	1:31.15 [2]
	(1)	R D Close	2.1L (-6)	0:44.40	800-600 (0:14.56)	(0:17.33)	(0:15.30)	(0:15.53)	(0:15.39)	(0:15.96)	(0:15.38)	(0:15.32)	(0:16.05)
4	3	Moses	3:21.45	0:34.53	51.0 (800-600)	3:21.45	3:02.12 [5]	2:46.92 [5]	2:31.57 [5]	2:16.40 [5]	2:00.56 [5]	1:45.22 [5]	1:30.12 [5]
	(2)	S E O'Reilly	2.5L (+8)	0:44.00	200-0 (0:14.36)	(0:19.33)	(0:15.20)	(0:15.34)	(0:15.17)	(0:15.84)	(0:15.34)	(0:15.10)	(0:16.03)
5	6	Bounce N Beyond	3:21.48	0:34.85	51.4 (800-600)	3:21.48	3:01.85 [6]	2:46.63 [6]	2:31.28 [6]	2:16.11 [6]	2:00.23 [6]	1:44.93 [6]	1:29.81 [6]
	(1)	John R Dunn	2.7L (+1)	0:44.05	800-600 (0:14.21)	(0:19.63)	(0:15.22)	(0:15.35)	(0:15.17)	(0:15.88)	(0:15.30)	(0:15.12)	(0:15.99)
6	5	Paris Prince	3:22.41	0:34.17	51.8 (800-600)	3:22.41	3:03.36 [4]	2:48.24 [4]	2:32.91 [4]	2:17.68 [4]	2:01.90 [4]	1:46.58 [4]	1:31.44 [4]
	(1)	S J Thornley	7.9L (+3)	0:45.59	800-600 (0:14.07)	(0:19.05)	(0:15.12)	(0:15.33)	(0:15.22)	(0:15.78)	(0:15.33)	(0:15.14)	(0:16.04)
7	4	Franco Josiah	3:22.53	0:33.03	51.2 (800-600)	3:22.53	3:04.94 [2]	2:49.50 [2]	2:33.98 [2]	2:18.63 [2]	2:02.58 [2]	1:47.24 [3]	1:31.97 [3]
	(U1)	J C Morrison	8.5L (+2)	0:45.40	800-600 (0:14.48)	(0:17.59)	(0:15.44)	(0:15.52)	(0:15.35)	(0:16.05)	(0:15.34)	(0:15.27)	(0:16.07)

- [] Position in running at each section and finish
- No data available at this section
- NA No data available
- DNT Did not track
- TAB# Saddle cloth number
- BAR# Barrier/Gate Position
- DNF Did not finish
- DT-W Distance travelled compared to winner in metres

- Fastest split
- Fastest section



NZ Metropolitan Trotting Club Inc Harness

Race 8: BRECKON FARMS - CHECK OUT OUR 2026 DRAFT HANDICAP TROT - 2600m

05 February 2026 - 8:37PM



Weather: Fine

Field Times	1:15.09	0:58.92	0:44.34	0:29.61	0:14.98
(Race Tempo)	(0:16.17)	(0:14.58)	(0:14.73)	(0:14.63)	(0:14.98)

Rank	TAB#	Horse	Overall Time	First 400m	Top Speed km/h (Section)	L1000	L800	L600	L400	L200			
	(BAR#)	Driver	Margin (DT-W)	Last 600m	Fastest Section (Time)	1000 - 800	800 - 600	600 - 400	400 - 200	200 - Finish			
1	2	Roydon Muscle	3:21.00	0:33.38	50.8 (800-600)	1:15.09 [1]	0:58.92 [1]	0:44.34 [1]	0:29.61 [1]	0:14.98 [1]			
	(1)	R J Butt		0:44.34	800-600 (0:14.58)	(0:16.17)	(0:14.58)	(0:14.73)	(0:14.63)	(0:14.98)			
2	7	Eurostyle	3:21.36	0:35.75	52.7 (200-0)	1:13.34 [7]	0:57.77 [7]	0:43.52 [7]	0:28.73 [7]	0:14.00 [7]			
	(1)	K A Butt	2.0L (+10)	0:43.53	200-0 (0:14.00)	(0:15.57)	(0:14.25)	(0:14.79)	(0:14.74)	(0:14.00)			
3	1	Helloveamoment	3:21.37	0:32.63	51.0 (800-600)	1:15.10 [2]	0:58.95 [2]	0:44.39 [3]	0:29.63 [3]	0:14.92 [2]			
	(1)	R D Close	2.1L (-6)	0:44.40	800-600 (0:14.56)	(0:16.16)	(0:14.56)	(0:14.76)	(0:14.72)	(0:14.92)			
4	3	Moses	3:21.45	0:34.53	51.0 (800-600)	1:14.09 [5]	0:58.42 [5]	0:44.00 [6]	0:29.13 [6]	0:14.36 [6]			
	(2)	S E O'Reilly	2.5L (+8)	0:44.00	200-0 (0:14.36)	(0:15.67)	(0:14.42)	(0:14.87)	(0:14.77)	(0:14.36)			
5	6	Bounce N Beyond	3:21.48	0:34.85	51.4 (800-600)	1:13.82 [6]	0:58.27 [6]	0:44.06 [5]	0:29.39 [5]	0:14.73 [4]			
	(1)	John R Dunn	2.7L (+1)	0:44.05	800-600 (0:14.21)	(0:15.55)	(0:14.21)	(0:14.66)	(0:14.66)	(0:14.73)			
6	5	Paris Prince	3:22.41	0:34.17	51.8 (800-600)	1:15.40 [4]	0:59.66 [4]	0:45.59 [2]	0:30.72 [2]	0:15.68 [3]			
	(1)	S J Thornley	7.9L (+3)	0:45.59	800-600 (0:14.07)	(0:15.74)	(0:14.07)	(0:14.87)	(0:15.04)	(0:15.68)			
7	4	Franco Josiah	3:22.53	0:33.03	51.2 (800-600)	1:15.91 [3]	0:59.87 [3]	0:45.39 [4]	0:30.52 [4]	0:15.54 [5]			
	(U1)	J C Morrison	8.5L (+2)	0:45.40	800-600 (0:14.48)	(0:16.04)	(0:14.48)	(0:14.88)	(0:14.98)	(0:15.54)			

- [] Position in running at each section and finish
- No data available at this section
- NA No data available
- DNT Did not track
- TAB# Saddle cloth number
- BAR# Barrier/Gate Position
- DNF Did not finish
- DT-W Distance travelled compared to winner in metres

- Fastest split
- Fastest section

Horse/Jockey Name	Roydon Muscle/R J Butt
Finish Rank	1
Fastest Section Time (Section)	0:14.58 (800-600)
Top Speed [km/h] (Section)	50.8 (800-600)
Race State	Finished



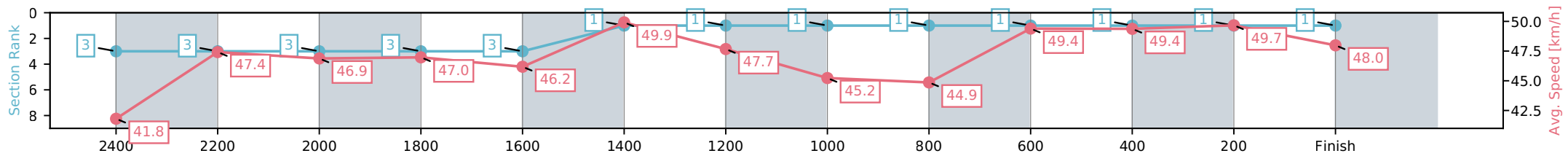
NZ Metropolitan Trotting Club Inc Harness
 Race 8: BRECKON FARMS - CHECK OUT OUR 2026 DRAFT
 HANDICAP TROT - 2600m



05 February 2026 - 8:37PM

Weather: Fine

Section	L2600	L2400	L2200	L2000	L1800	L1600	L1400	L1200	L1000	L800	L600	L400	L200
Section Times	3:21.00 (0:17.93)	3:03.07 [3] (0:15.45)	2:47.62 [3] (0:15.51)	2:32.11 [3] (0:15.33)	2:16.79 [3] (0:15.83)	2:00.96 [1] (0:14.72)	1:46.24 [1] (0:15.11)	1:31.13 [1] (0:16.04)	1:15.09 [1] (0:16.17)	0:58.92 [1] (0:14.58)	0:44.34 [1] (0:14.73)	0:29.61 [1] (0:14.63)	0:14.98 [1] (0:14.98)
Average Speed [km/h]	41.8	47.4	46.9	47.0	46.2	49.9	47.7	45.2	44.9	49.4	49.4	49.7	48.0
Top Speed [km/h]	49.3	48.0	48.0	47.2	48.9	50.5	49.4	46.3	46.9	50.8	50.7	50.1	49.4
Avg. Dist. to Rail [m]	5.1	2.4	1.6	1.9	2.2	2.8	3.8	1.2	1.1	1.6	1.7	1.7	4.9



- [] Ranking at each section and finish
- :-:- No data available at this section
- NA No data available

Horse/Jockey Name	Eurostyle/K A Butt
Finish Rank	2
Fastest Section Time (Section)	0:14.00 (200-0)
Top Speed [km/h] (Section)	52.7 (200-0)
Race State	Finished



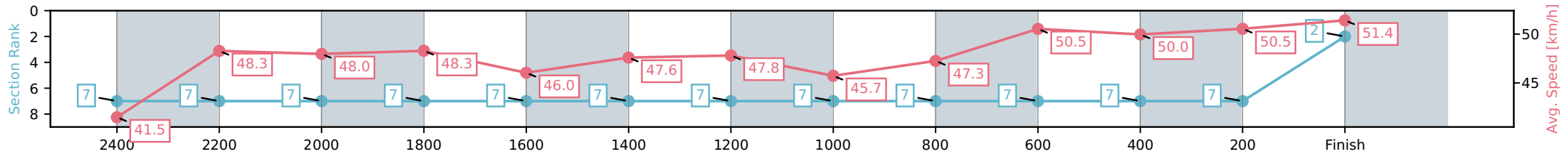
NZ Metropolitan Trotting Club Inc Harness
 Race 8: BRECKON FARMS - CHECK OUT OUR 2026 DRAFT
 HANDICAP TROT - 2600m



05 February 2026 - 8:37PM

Weather: Fine

Section	L2600	L2400	L2200	L2000	L1800	L1600	L1400	L1200	L1000	L800	L600	L400	L200
Section Times	3:21.36 (0:20.58)	3:00.78 [7] (0:15.17)	2:45.62 [7] (0:15.19)	2:30.43 [7] (0:14.91)	2:15.52 [7] (0:15.85)	1:59.67 [7] (0:15.28)	1:44.38 [7] (0:15.06)	1:29.32 [7] (0:15.98)	1:13.34 [7] (0:15.57)	0:57.77 [7] (0:14.25)	0:43.52 [7] (0:14.79)	0:28.73 [7] (0:14.74)	0:14.00 [2] (0:14.00)
Average Speed [km/h]	41.5	48.3	48.0	48.3	46.0	47.6	47.8	45.7	47.3	50.5	50.0	50.5	51.4
Top Speed [km/h]	48.8	48.9	49.1	49.2	47.2	48.9	49.2	47.6	49.3	51.3	51.4	51.7	52.7
Avg. Dist. to Rail [m]	8.9	2.6	1.8	3.0	2.4	1.5	3.9	2.0	3.0	4.1	3.8	5.5	11.4



[] Ranking at each section and finish
 -:-:- No data available at this section
 NA No data available

Horse/Jockey Name	Helloveamoment/R D Close
Finish Rank	3
Fastest Section Time (Section)	0:14.56 (800-600)
Top Speed [km/h] (Section)	51.0 (800-600)
Race State	Finished



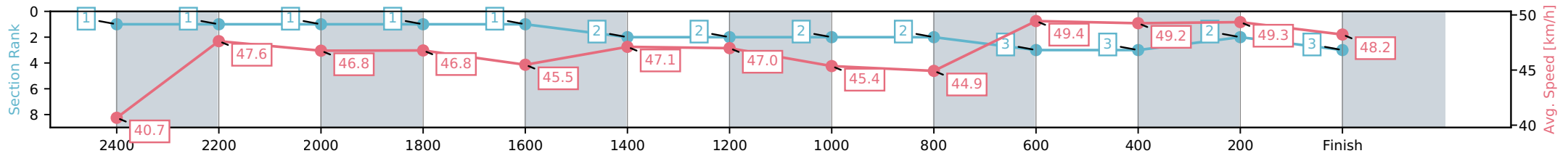
NZ Metropolitan Trotting Club Inc Harness
 Race 8: BRECKON FARMS - CHECK OUT OUR 2026 DRAFT
 HANDICAP TROT - 2600m



05 February 2026 - 8:37PM

Weather: Fine

Section	L2600	L2400	L2200	L2000	L1800	L1600	L1400	L1200	L1000	L800	L600	L400	L200
Section Times	3:21.37 (0:17.33)	3:04.04 [1] (0:15.30)	2:48.73 [1] (0:15.53)	2:33.20 [1] (0:15.39)	2:17.81 [1] (0:15.96)	2:01.85 [2] (0:15.38)	1:46.47 [2] (0:15.32)	1:31.15 [2] (0:16.05)	1:15.10 [2] (0:16.16)	0:58.95 [3] (0:14.56)	0:44.39 [3] (0:14.76)	0:29.63 [2] (0:14.72)	0:14.92 [3] (0:14.92)
Average Speed [km/h]	40.7	47.6	46.8	46.8	45.5	47.1	47.0	45.4	44.9	49.4	49.2	49.3	48.2
Top Speed [km/h]	48.5	48.2	48.1	47.2	46.5	47.9	47.8	47.0	46.9	51.0	50.7	49.5	49.6
Avg. Dist. to Rail [m]	3.7	1.8	1.3	1.3	1.2	1.0	2.5	1.4	1.2	1.9	1.6	1.6	3.4



- [] Ranking at each section and finish
- :-:- No data available at this section
- NA No data available

Horse/Jockey Name	Moses/S E O'Reilly
Finish Rank	4
Fastest Section Time (Section)	0:14.36 (200-0)
Top Speed [km/h] (Section)	51.0 (800-600)
Race State	Finished



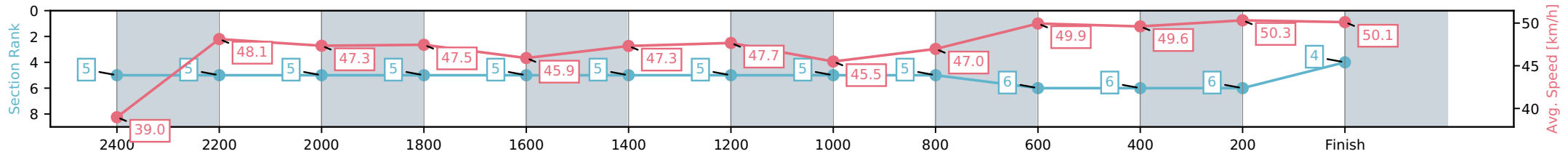
NZ Metropolitan Trotting Club Inc Harness
 Race 8: BRECKON FARMS - CHECK OUT OUR 2026 DRAFT
 HANDICAP TROT - 2600m



05 February 2026 - 8:37PM

Weather: Fine

Section	L2600	L2400	L2200	L2000	L1800	L1600	L1400	L1200	L1000	L800	L600	L400	L200
Section Times	3:21.45 (0:19.33)	3:02.12 [5] (0:15.20)	2:46.92 [5] (0:15.34)	2:31.57 [5] (0:15.17)	2:16.40 [5] (0:15.84)	2:00.56 [5] (0:15.34)	1:45.22 [5] (0:15.10)	1:30.12 [5] (0:16.03)	1:14.09 [5] (0:15.67)	0:58.42 [6] (0:14.42)	0:44.00 [6] (0:14.87)	0:29.13 [6] (0:14.77)	0:14.36 [4] (0:14.36)
Average Speed [km/h]	39.0	48.1	47.3	47.5	45.9	47.3	47.7	45.5	47.0	49.9	49.6	50.3	50.1
Top Speed [km/h]	48.5	48.6	48.8	47.9	47.2	48.5	49.0	47.5	48.2	51.0	50.9	50.6	50.9
Avg. Dist. to Rail [m]	6.6	2.3	1.5	2.3	1.8	1.3	3.5	1.7	3.0	3.6	3.6	5.1	8.5



- [] Ranking at each section and finish
- :-:- No data available at this section
- NA No data available

Horse/Jockey Name	Bounce N Beyond/John R Dunn
Finish Rank	5
Fastest Section Time (Section)	0:14.21 (800-600)
Top Speed [km/h] (Section)	51.4 (800-600)
Race State	Finished



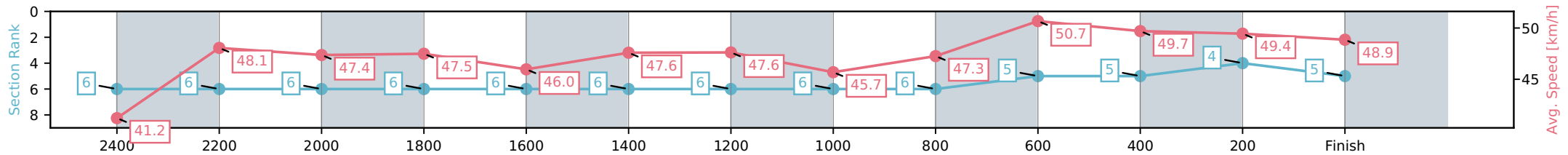
NZ Metropolitan Trotting Club Inc Harness
 Race 8: BRECKON FARMS - CHECK OUT OUR 2026 DRAFT
 HANDICAP TROT - 2600m



05 February 2026 - 8:37PM

Weather: Fine

Section	L2600	L2400	L2200	L2000	L1800	L1600	L1400	L1200	L1000	L800	L600	L400	L200
Section Times	3:21.48 (0:19.63)	3:01.85 [6] (0:15.22)	2:46.63 [6] (0:15.35)	2:31.28 [6] (0:15.17)	2:16.11 [6] (0:15.88)	2:00.23 [6] (0:15.30)	1:44.93 [6] (0:15.12)	1:29.81 [6] (0:15.99)	1:13.82 [6] (0:15.55)	0:58.27 [5] (0:14.21)	0:44.06 [5] (0:14.66)	0:29.39 [4] (0:14.66)	0:14.73 [5] (0:14.73)
Average Speed [km/h]	41.2	48.1	47.4	47.5	46.0	47.6	47.6	45.7	47.3	50.7	49.7	49.4	48.9
Top Speed [km/h]	48.8	48.7	48.7	48.3	47.6	48.4	49.1	47.5	49.2	51.4	51.0	50.9	51.0
Avg. Dist. to Rail [m]	6.1	2.2	1.6	2.4	2.3	1.6	3.6	2.0	2.7	2.1	1.9	1.3	1.8



- [] Ranking at each section and finish
- :-:- No data available at this section
- NA No data available

Horse/Jockey Name	Paris Prince/S J Thornley
Finish Rank	6
Fastest Section Time (Section)	0:14.07 (800-600)
Top Speed [km/h] (Section)	51.8 (800-600)
Race State	Finished



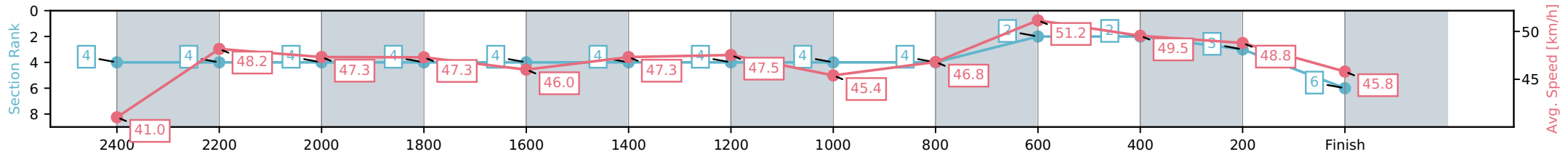
NZ Metropolitan Trotting Club Inc Harness
 Race 8: BRECKON FARMS - CHECK OUT OUR 2026 DRAFT
 HANDICAP TROT - 2600m



05 February 2026 - 8:37PM

Weather: Fine

Section	L2600	L2400	L2200	L2000	L1800	L1600	L1400	L1200	L1000	L800	L600	L400	L200
Section Times	3:22.41 (0:19.05)	3:03.36 [4] (0:15.12)	2:48.24 [4] (0:15.33)	2:32.91 [4] (0:15.22)	2:17.68 [4] (0:15.78)	2:01.90 [4] (0:15.33)	1:46.58 [4] (0:15.14)	1:31.44 [4] (0:16.04)	1:15.40 [4] (0:15.74)	0:59.66 [2] (0:14.07)	0:45.59 [2] (0:14.87)	0:30.72 [3] (0:15.04)	0:15.68 [6] (0:15.68)
Average Speed [km/h]	41.0	48.2	47.3	47.3	46.0	47.3	47.5	45.4	46.8	51.2	49.5	48.8	45.8
Top Speed [km/h]	48.6	48.6	48.7	47.6	46.9	48.6	48.6	47.0	48.3	51.8	50.5	49.3	48.4
Avg. Dist. to Rail [m]	4.8	1.8	1.2	1.9	1.5	1.2	2.9	1.4	3.2	4.1	3.3	3.1	4.9



[] Ranking at each section and finish
 -:-:- No data available at this section
 NA No data available

Horse/Jockey Name	Franco Josiah/J C Morrison
Finish Rank	7
Fastest Section Time (Section)	0:14.48 (800-600)
Top Speed [km/h] (Section)	51.2 (800-600)
Race State	Finished



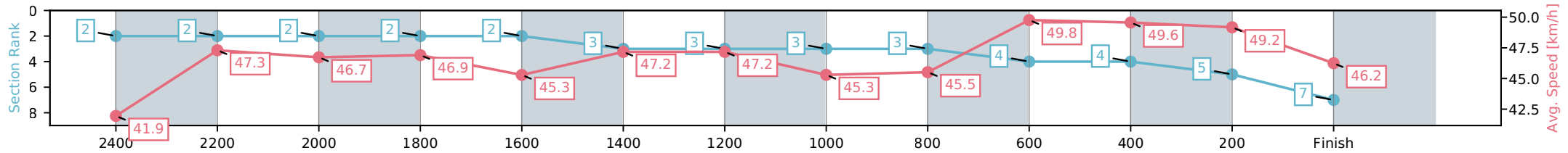
NZ Metropolitan Trotting Club Inc Harness
 Race 8: BRECKON FARMS - CHECK OUT OUR 2026 DRAFT
 HANDICAP TROT - 2600m



05 February 2026 - 8:37PM

Weather: Fine

Section	L2600	L2400	L2200	L2000	L1800	L1600	L1400	L1200	L1000	L800	L600	L400	L200
Section Times	3:22.53 (0:17.59)	3:04.94 [2] (0:15.44)	2:49.50 [2] (0:15.52)	2:33.98 [2] (0:15.35)	2:18.63 [2] (0:16.05)	2:02.58 [3] (0:15.34)	1:47.24 [3] (0:15.27)	1:31.97 [3] (0:16.07)	1:15.91 [3] (0:16.04)	0:59.87 [4] (0:14.48)	0:45.39 [4] (0:14.88)	0:30.52 [5] (0:14.98)	0:15.54 [7] (0:15.54)
Average Speed [km/h]	41.9	47.3	46.7	46.9	45.3	47.2	47.2	45.3	45.5	49.8	49.6	49.2	46.2
Top Speed [km/h]	48.3	48.1	47.9	47.2	46.6	48.1	48.2	47.2	47.1	51.2	50.7	49.5	48.9
Avg. Dist. to Rail [m]	11.1	2.1	1.3	1.6	1.5	0.9	2.9	1.5	1.9	3.3	3.5	3.8	6.9



- [] Ranking at each section and finish
- :-:- No data available at this section
- NA No data available