



NZ Metropolitan Trotting Club Inc Harness
 Race 9: BUY A WOODLANDS STAR 16 FEB 2026 MOBILE PACE - 2600m
 05 February 2026 - 9:08PM



Weather: Fine

Field Times (Race Tempo) 3:13.17 (0:12.36) 3:00.81 (0:14.08) 2:46.73 (0:15.12) 2:31.61 (0:16.57) 2:15.03 (0:14.93) 2:00.10 (0:15.16) 1:44.94 (0:15.56) 1:29.38 (0:15.57)

Rank	TAB#	Horse	Overall Time	First 400m	Top Speed km/h (Section)	L2600	L2400	L2200	L2000	L1800	L1600	L1400	L1200
	(BAR#)	Driver	Margin (DT-W)	Last 600m	Fastest Section (Time)	Start - 2400	2400 - 2200	2200 - 2000	2000 - 1800	1800 - 1600	1600 - 1400	1400 - 1200	1200 - 1000
1	9	Warrior Chief	3:13.17	0:29.11	53.1 (400-200)	3:13.17	2:58.95 [9]	2:44.06 [9]	2:28.66 [9]	2:13.57 [9]	1:58.50 [8]	1:43.74 [8]	1:28.26 [8]
	(9)	Craig D Thornley		0:43.14	400-200 (0:14.10)	(0:14.22)	(0:14.89)	(0:15.40)	(0:15.09)	(0:15.07)	(0:14.76)	(0:15.48)	(0:15.58)
2	8	Captain Kobe	3:13.21	0:28.68	52.2 (400-200)	3:13.21	2:59.38 [8]	2:44.54 [8]	2:29.11 [8]	2:13.95 [7]	1:58.82 [7]	1:44.05 [6]	1:28.62 [6]
	(8)	W J House	0.2L (+1)	0:43.48	2600 - 2400 (0:13.83)	(0:13.83)	(0:14.85)	(0:15.42)	(0:15.16)	(0:15.13)	(0:14.78)	(0:15.42)	(0:15.57)
3	6	Candy Cane	3:13.31	0:27.89	53.0 (2600 - 2400)	3:13.31	3:00.17 [6]	2:45.42 [6]	2:29.99 [6]	2:15.14 [2]	2:00.24 [1]	1:45.08 [1]	1:29.52 [1]
	(6)	John R Dunn	0.7L (-21)	0:44.24	2600 - 2400 (0:13.14)	(0:13.14)	(0:14.75)	(0:15.43)	(0:14.85)	(0:14.90)	(0:15.16)	(0:15.56)	(0:15.57)
4	7	I'm Rockin	3:13.69	0:28.30	51.9 (2600 - 2400)	3:13.69	3:00.38 [7]	2:45.39 [7]	2:29.86 [7]	2:14.84 [5]	2:00.53 [2]	1:45.38 [2]	1:29.77 [2]
	(7)	C J Dalgety	2.9L (-22)	0:44.45	2600 - 2400 (0:13.31)	(0:13.31)	(0:14.99)	(0:15.53)	(0:15.02)	(0:14.31)	(0:15.16)	(0:15.60)	(0:15.67)
5	2	Hugo	3:14.20	0:26.65	56.3 (2600 - 2400)	3:14.20	3:01.66 [3]	2:47.55 [3]	2:31.28 [5]	2:14.80 [8]	1:59.41 [9]	1:44.70 [9]	1:29.14 [9]
	(2)	S J Thornley	5.7L (-9)	0:43.84	2600 - 2400 (0:12.54)	(0:12.54)	(0:14.11)	(0:16.27)	(0:16.48)	(0:15.40)	(0:14.70)	(0:15.57)	(0:15.66)
6	3	Fredastaire	3:15.93	0:27.28	54.0 (2600 - 2400)	3:15.93	3:02.98 [5]	2:48.66 [5]	2:33.33 [4]	2:16.86 [6]	2:01.55 [6]	1:46.71 [7]	1:31.14 [7]
	(3)	J F Curtin	15.3L (-25)	0:45.80	2600 - 2400 (0:12.95)	(0:12.95)	(0:14.33)	(0:15.33)	(0:16.46)	(0:15.31)	(0:14.84)	(0:15.57)	(0:15.56)
7	5	Destiny's Dream	3:16.09	0:26.84	56.1 (2600 - 2400)	3:16.09	3:03.55 [2]	2:49.25 [4]	2:33.89 [3]	2:17.37 [4]	2:02.05 [5]	1:47.22 [4]	1:31.80 [4]
	(5)	J C Morrison	16.2L (-11)	0:46.64	2600 - 2400 (0:12.54)	(0:12.54)	(0:14.30)	(0:15.36)	(0:16.53)	(0:15.32)	(0:14.82)	(0:15.42)	(0:15.56)
8	4	Clonakilty	3:16.23	0:26.44	56.6 (2600 - 2400)	3:16.23	3:03.88 [1]	2:49.79 [1]	2:34.67 [1]	2:18.09 [1]	2:02.76 [3]	1:47.65 [3]	1:32.08 [3]
	(4)	S E O'Reilly	17.0L (-21)	0:46.80	2600 - 2400 (0:12.36)	(0:12.36)	(0:14.08)	(0:15.12)	(0:16.57)	(0:15.33)	(0:15.12)	(0:15.56)	(0:15.55)
9	1	B J Hunnicutt	3:16.35	0:26.45	55.3 (2600 - 2400)	3:16.35	3:03.66 [4]	2:49.91 [2]	2:34.47 [2]	2:17.92 [3]	2:02.49 [4]	1:47.48 [4]	1:31.90 [5]
	(1)	B N Orange	17.7L (-26)	0:46.63	2600 - 2400 (0:12.69)	(0:12.69)	(0:13.76)	(0:15.44)	(0:16.55)	(0:15.42)	(0:15.01)	(0:15.58)	(0:15.55)

[] Position in running at each section and finish
 TAB# Saddle cloth number
 -:-:- No data available at this section
 BAR# Barrier/Gate Position
 NA No data available
 DNF Did not finish
 DNT Did not track
 DT-W Distance travelled compared to winner in metres

Fastest split
 Fastest section



NZ Metropolitan Trotting Club Inc Harness
 Race 9: BUY A WOODLANDS STAR 16 FEB 2026 MOBILE PACE - 2600m
 05 February 2026 - 9:08PM



Weather: Fine

Field Times
 (Race Tempo) 1:13.81 0:58.72 0:44.11 0:29.52 0:14.93
 (0:15.09) (0:14.62) (0:14.59) (0:14.59) (0:14.93)

Rank	TAB#	Horse	Overall Time	First 400m	Top Speed km/h (Section)	L1000	L800	L600	L400	L200			
	(BAR#)	Driver	Margin (DT-W)	Last 600m	Fastest Section (Time)	1000 - 800	800 - 600	600 - 400	400 - 200	200 - Finish			
1	9	Warrior Chief	3:13.17	0:29.11	53.1 (400-200)	1:12.68 [8]	0:57.67 [8]	0:43.14 [7]	0:28.44 [7]	0:14.34 [4]			
	(9)	Craig D Thornley		0:43.14	400-200 (0:14.10)	(0:15.00)	(0:14.53)	(0:14.70)	(0:14.10)	(0:14.34)			
2	8	Captain Kobe	3:13.21	0:28.68	52.2 (400-200)	1:13.05 [6]	0:58.02 [6]	0:43.49 [6]	0:28.80 [5]	0:14.56 [3]			
	(8)	W J House	0.2L (+1)	0:43.48	2600 - 2400 (0:13.83)	(0:15.04)	(0:14.53)	(0:14.68)	(0:14.24)	(0:14.56)			
3	6	Candy Cane	3:13.31	0:27.89	53.0 (2600 - 2400)	1:13.95 [1]	0:58.86 [1]	0:44.25 [1]	0:29.66 [1]	0:15.07 [1]			
	(6)	John R Dunn	0.7L (-21)	0:44.24	2600 - 2400 (0:13.14)	(0:15.09)	(0:14.62)	(0:14.58)	(0:14.59)	(0:15.07)			
4	7	I'm Rockin	3:13.69	0:28.30	51.9 (2600 - 2400)	1:14.10 [2]	0:59.11 [2]	0:44.44 [2]	0:30.00 [2]	0:15.35 [2]			
	(7)	C J Dalgety	2.9L (-22)	0:44.45	2600 - 2400 (0:13.31)	(0:15.00)	(0:14.66)	(0:14.44)	(0:14.66)	(0:15.35)			
5	2	Hugo	3:14.20	0:26.65	56.3 (2600 - 2400)	1:13.48 [9]	0:58.34 [9]	0:43.84 [9]	0:29.14 [9]	0:14.67 [6]			
	(2)	S J Thornley	5.7L (-9)	0:43.84	2600 - 2400 (0:12.54)	(0:15.14)	(0:14.49)	(0:14.70)	(0:14.47)	(0:14.67)			
6	3	Fredastaire	3:15.93	0:27.28	54.0 (2600 - 2400)	1:15.58 [7]	1:00.44 [7]	0:45.80 [8]	0:30.92 [8]	0:15.82 [9]			
	(3)	J F Curtin	15.3L (-25)	0:45.80	2600 - 2400 (0:12.95)	(0:15.14)	(0:14.64)	(0:14.88)	(0:15.10)	(0:15.82)			
7	5	Destiny's Dream	3:16.09	0:26.84	56.1 (2600 - 2400)	1:16.24 [4]	1:01.20 [4]	0:46.64 [4]	0:31.84 [4]	0:16.34 [7]			
	(5)	J C Morrison	16.2L (-11)	0:46.64	2600 - 2400 (0:12.54)	(0:15.05)	(0:14.56)	(0:14.80)	(0:15.50)	(0:16.34)			
8	4	Clonakilty	3:16.23	0:26.44	56.6 (2600 - 2400)	1:16.54 [3]	1:01.43 [3]	0:46.80 [3]	0:32.11 [3]	0:16.83 [5]			
	(4)	S E O'Reilly	17.0L (-21)	0:46.80	2600 - 2400 (0:12.36)	(0:15.11)	(0:14.63)	(0:14.70)	(0:15.27)	(0:16.83)			
9	1	B J Hunnicutt	3:16.35	0:26.45	55.3 (2600 - 2400)	1:16.35 [5]	1:01.25 [5]	0:46.63 [5]	0:31.85 [6]	0:16.50 [8]			
	(1)	B N Orange	17.7L (-26)	0:46.63	2600 - 2400 (0:12.69)	(0:15.11)	(0:14.62)	(0:14.78)	(0:15.35)	(0:16.50)			

- [] Position in running at each section and finish TAB# Saddle cloth number
- :-:- No data available at this section BAR# Barrier/Gate Position
- NA No data available DNF Did not finish
- DNT Did not track DT-W Distance travelled compared to winner in metres

- Fastest split
- Fastest section

Horse/Jockey Name	Warrior Chief/Craig D Thornley
Finish Rank	1
Fastest Section Time (Section)	0:14.10 (400-200)
Top Speed [km/h] (Section)	53.1 (400-200)
Race State	Finished



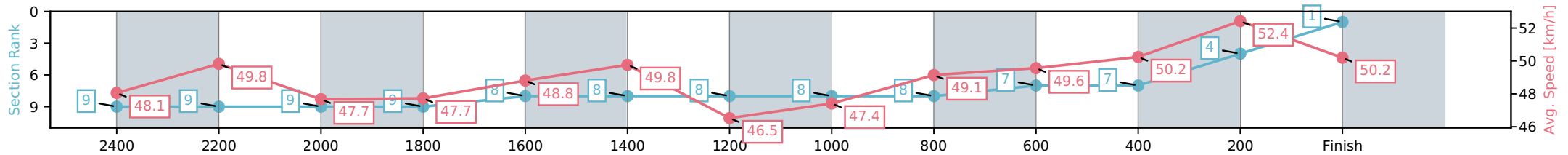
NZ Metropolitan Trotting Club Inc Harness
 Race 9: BUY A WOODLANDS STAR 16 FEB 2026 MOBILE
 PACE - 2600m



05 February 2026 - 9:08PM

Weather: Fine

Section	L2600	L2400	L2200	L2000	L1800	L1600	L1400	L1200	L1000	L800	L600	L400	L200
Section Times	3:13.17 (0:14.22)	2:58.95 [9] (0:14.89)	2:44.06 [9] (0:15.40)	2:28.66 [9] (0:15.09)	2:13.57 [8] (0:15.07)	1:58.50 [8] (0:14.76)	1:43.74 [8] (0:15.48)	1:28.26 [8] (0:15.58)	1:12.68 [8] (0:15.00)	0:57.67 [7] (0:14.53)	0:43.14 [7] (0:14.70)	0:28.44 [4] (0:14.10)	0:14.34 [1] (0:14.34)
Average Speed [km/h]	48.1	49.8	47.7	47.7	48.8	49.8	46.5	47.4	49.1	49.6	50.2	52.4	50.2
Top Speed [km/h]	49.0	50.6	50.1	49.3	51.0	51.6	47.3	49.3	50.0	50.1	51.7	53.1	52.5
Avg. Dist. to Rail [m]	14.9	4.2	2.8	4.3	3.4	2.9	6.0	3.3	3.4	4.5	3.8	4.2	8.0



- [] Ranking at each section and finish
- :-:- No data available at this section
- NA No data available

Horse/Jockey Name	Captain Kobe/W J House
Finish Rank	2
Fastest Section Time (Section)	0:13.83 (2600 - 2400)
Top Speed [km/h] (Section)	52.2 (400-200)
Race State	Finished



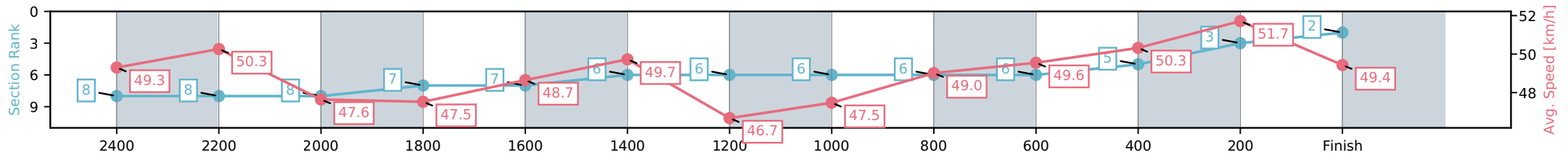
NZ Metropolitan Trotting Club Inc Harness
 Race 9: BUY A WOODLANDS STAR 16 FEB 2026 MOBILE
 PACE - 2600m



05 February 2026 - 9:08PM

Weather: Fine

Section	L2600	L2400	L2200	L2000	L1800	L1600	L1400	L1200	L1000	L800	L600	L400	L200
Section Times	3:13.21 (0:13.83)	2:59.38 [8] (0:14.85)	2:44.54 [8] (0:15.42)	2:29.11 [7] (0:15.16)	2:13.95 [7] (0:15.13)	1:58.82 [6] (0:14.78)	1:44.05 [6] (0:15.42)	1:28.62 [6] (0:15.57)	1:13.05 [6] (0:15.04)	0:58.02 [6] (0:14.53)	0:43.49 [5] (0:14.68)	0:28.80 [3] (0:14.24)	0:14.56 [2] (0:14.56)
Average Speed [km/h]	49.3	50.3	47.6	47.5	48.7	49.7	46.7	47.5	49.0	49.6	50.3	51.7	49.4
Top Speed [km/h]	49.7	50.5	50.6	48.5	50.9	51.4	47.5	49.6	49.7	49.9	52.1	52.2	51.8
Avg. Dist. to Rail [m]	13.9	4.9	3.0	4.3	3.4	2.9	5.7	3.3	3.3	4.4	3.8	3.2	2.6



- [] Ranking at each section and finish
- :-:- No data available at this section
- NA No data available

Horse/Jockey Name	Candy Cane/John R Dunn
Finish Rank	3
Fastest Section Time (Section)	0:13.14 (2600 - 2400)
Top Speed [km/h] (Section)	53.0 (2600 - 2400)
Race State	Finished



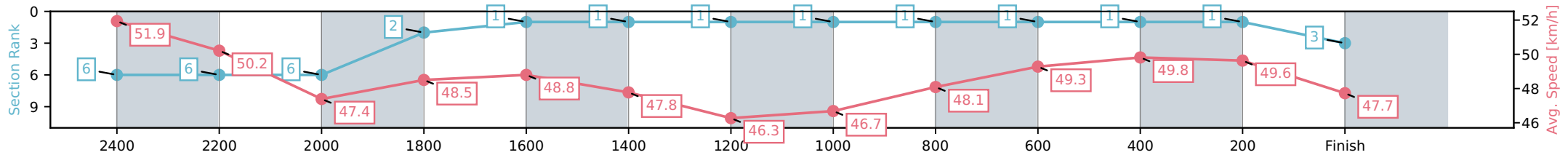
NZ Metropolitan Trotting Club Inc Harness
 Race 9: BUY A WOODLANDS STAR 16 FEB 2026 MOBILE
 PACE - 2600m



05 February 2026 - 9:08PM

Weather: Fine

Section	L2600	L2400	L2200	L2000	L1800	L1600	L1400	L1200	L1000	L800	L600	L400	L200
Section Times	3:13.31 (0:13.14)	3:00.17 [6] (0:14.75)	2:45.42 [6] (0:15.43)	2:29.99 [2] (0:14.85)	2:15.14 [1] (0:14.90)	2:00.24 [1] (0:15.16)	1:45.08 [1] (0:15.56)	1:29.52 [1] (0:15.57)	1:13.95 [1] (0:15.09)	0:58.86 [1] (0:14.62)	0:44.25 [1] (0:14.58)	0:29.66 [1] (0:14.59)	0:15.07 [3] (0:15.07)
Average Speed [km/h]	51.9	50.2	47.4	48.5	48.8	47.8	46.3	46.7	48.1	49.3	49.8	49.6	47.7
Top Speed [km/h]	53.0	51.3	50.5	50.7	50.3	49.3	46.5	48.4	48.8	49.6	50.1	50.2	49.1
Avg. Dist. to Rail [m]	10.6	3.9	2.2	3.3	2.0	1.1	3.8	1.3	1.4	2.6	1.7	1.2	4.3



- [] Ranking at each section and finish
- :-:- No data available at this section
- NA No data available

Horse/Jockey Name	I'm Rockin/C J Dalgety
Finish Rank	4
Fastest Section Time (Section)	0:13.31 (2600 - 2400)
Top Speed [km/h] (Section)	51.9 (2600 - 2400)
Race State	Finished



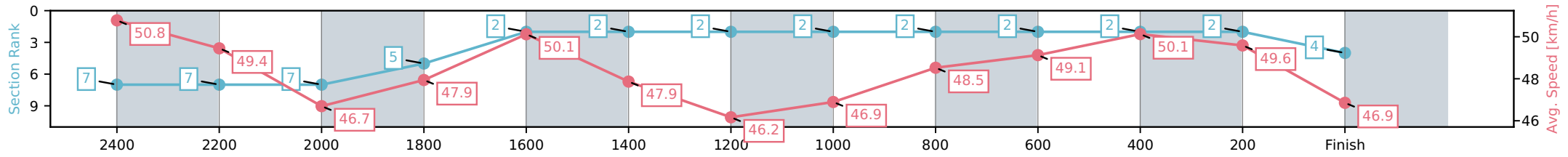
NZ Metropolitan Trotting Club Inc Harness
 Race 9: BUY A WOODLANDS STAR 16 FEB 2026 MOBILE
 PACE - 2600m



05 February 2026 - 9:08PM

Weather: Fine

Section	L2600	L2400	L2200	L2000	L1800	L1600	L1400	L1200	L1000	L800	L600	L400	L200
Section Times	3:13.69 (0:13.31)	3:00.38 [7] (0:14.99)	2:45.39 [7] (0:15.53)	2:29.86 [5] (0:15.02)	2:14.84 [2] (0:14.31)	2:00.53 [2] (0:15.16)	1:45.38 [2] (0:15.60)	1:29.77 [2] (0:15.67)	1:14.10 [2] (0:15.00)	0:59.11 [2] (0:14.66)	0:44.44 [2] (0:14.44)	0:30.00 [2] (0:14.66)	0:15.35 [4] (0:15.35)
Average Speed [km/h]	50.8	49.4	46.7	47.9	50.1	47.9	46.2	46.9	48.5	49.1	50.1	49.6	46.9
Top Speed [km/h]	51.9	50.1	49.7	50.2	50.7	49.7	46.6	48.5	49.1	49.7	51.0	50.2	49.0
Avg. Dist. to Rail [m]	12.2	4.1	1.3	1.3	0.7	1.8	5.7	2.6	1.8	2.7	1.2	2.1	6.1



[] Ranking at each section and finish
 -:-:- No data available at this section
 NA No data available

Horse/Jockey Name	Hugo/S J Thornley
Finish Rank	5
Fastest Section Time (Section)	0:12.54 (2600 - 2400)
Top Speed [km/h] (Section)	56.3 (2600 - 2400)
Race State	Finished



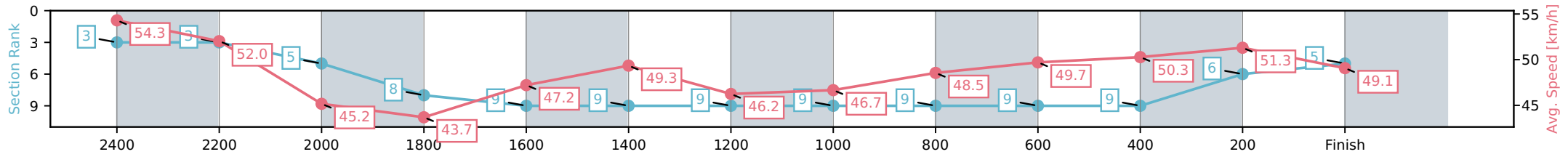
NZ Metropolitan Trotting Club Inc Harness
 Race 9: BUY A WOODLANDS STAR 16 FEB 2026 MOBILE
 PACE - 2600m



05 February 2026 - 9:08PM

Weather: Fine

Section	L2600	L2400	L2200	L2000	L1800	L1600	L1400	L1200	L1000	L800	L600	L400	L200
Section Times	3:14.20 (0:12.54)	3:01.66 [3] (0:14.11)	2:47.55 [5] (0:16.27)	2:31.28 [8] (0:16.48)	2:14.80 [9] (0:15.40)	1:59.41 [9] (0:14.70)	1:44.70 [9] (0:15.57)	1:29.14 [9] (0:15.66)	1:13.48 [9] (0:15.14)	0:58.34 [9] (0:14.49)	0:43.84 [9] (0:14.70)	0:29.14 [6] (0:14.47)	0:14.67 [5] (0:14.67)
Average Speed [km/h]	54.3	52.0	45.2	43.7	47.2	49.3	46.2	46.7	48.5	49.7	50.3	51.3	49.1
Top Speed [km/h]	56.3	54.5	47.7	45.4	50.0	50.7	47.0	48.2	49.8	50.2	50.7	51.8	50.7
Avg. Dist. to Rail [m]	4.5	2.6	2.7	1.8	1.6	1.2	4.1	1.9	2.8	4.1	3.9	4.8	6.3



[] Ranking at each section and finish
 -:-:- No data available at this section
 NA No data available

Horse/Jockey Name	Fredastaire/J F Curtin
Finish Rank	6
Fastest Section Time (Section)	0:12.95 (2600 - 2400)
Top Speed [km/h] (Section)	54.0 (2600 - 2400)
Race State	Finished



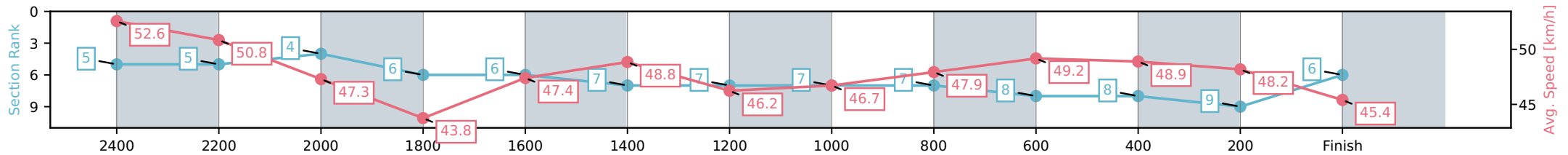
NZ Metropolitan Trotting Club Inc Harness
 Race 9: BUY A WOODLANDS STAR 16 FEB 2026 MOBILE
 PACE - 2600m



05 February 2026 - 9:08PM

Weather: Fine

Section	L2600	L2400	L2200	L2000	L1800	L1600	L1400	L1200	L1000	L800	L600	L400	L200
Section Times	3:15.93 (0:12.95)	3:02.98 [5] (0:14.33)	2:48.66 [4] (0:15.33)	2:33.33 [6] (0:16.46)	2:16.86 [6] (0:15.31)	2:01.55 [7] (0:14.84)	1:46.71 [7] (0:15.57)	1:31.14 [7] (0:15.56)	1:15.58 [7] (0:15.14)	1:00.44 [8] (0:14.64)	0:45.80 [8] (0:14.88)	0:30.92 [9] (0:15.10)	0:15.82 [6] (0:15.82)
Average Speed [km/h]	52.6	50.8	47.3	43.8	47.4	48.8	46.2	46.7	47.9	49.2	48.9	48.2	45.4
Top Speed [km/h]	54.0	52.8	51.3	45.9	50.1	50.3	47.1	48.4	49.0	49.5	49.1	48.8	47.9
Avg. Dist. to Rail [m]	5.6	1.7	1.1	1.6	1.4	1.1	3.8	1.3	1.3	2.4	1.7	2.2	7.6



- [] Ranking at each section and finish
- :-:- No data available at this section
- NA No data available

Horse/Jockey Name	Destiny's Dream/J C Morrison
Finish Rank	7
Fastest Section Time (Section)	0:12.54 (2600 - 2400)
Top Speed [km/h] (Section)	56.1 (2600 - 2400)
Race State	Finished



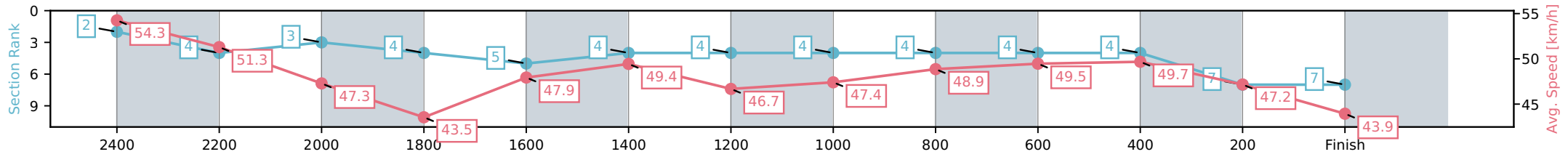
NZ Metropolitan Trotting Club Inc Harness
 Race 9: BUY A WOODLANDS STAR 16 FEB 2026 MOBILE
 PACE - 2600m



05 February 2026 - 9:08PM

Weather: Fine

Section	L2600	L2400	L2200	L2000	L1800	L1600	L1400	L1200	L1000	L800	L600	L400	L200
Section Times	3:16.09 (0:12.54)	3:03.55 [4] (0:14.30)	2:49.25 [3] (0:15.36)	2:33.89 [4] (0:16.53)	2:17.37 [5] (0:15.32)	2:02.05 [4] (0:14.82)	1:47.22 [4] (0:15.42)	1:31.80 [4] (0:15.56)	1:16.24 [4] (0:15.05)	1:01.20 [4] (0:14.56)	0:46.64 [4] (0:14.80)	0:31.84 [7] (0:15.50)	0:16.34 [7] (0:16.34)
Average Speed [km/h]	54.3	51.3	47.3	43.5	47.9	49.4	46.7	47.4	48.9	49.5	49.7	47.2	43.9
Top Speed [km/h]	56.1	52.1	51.3	45.9	51.1	51.1	48.0	49.3	49.5	49.8	50.0	48.4	46.6
Avg. Dist. to Rail [m]	8.6	2.7	1.3	1.7	2.6	2.6	5.6	3.0	3.0	4.3	3.2	2.6	5.6



[] Ranking at each section and finish
 -:-:- No data available at this section
 NA No data available

Horse/Jockey Name	Clonakilty/S E O'Reilly
Finish Rank	8
Fastest Section Time (Section)	0:12.36 (2600 - 2400)
Top Speed [km/h] (Section)	56.6 (2600 - 2400)
Race State	Finished



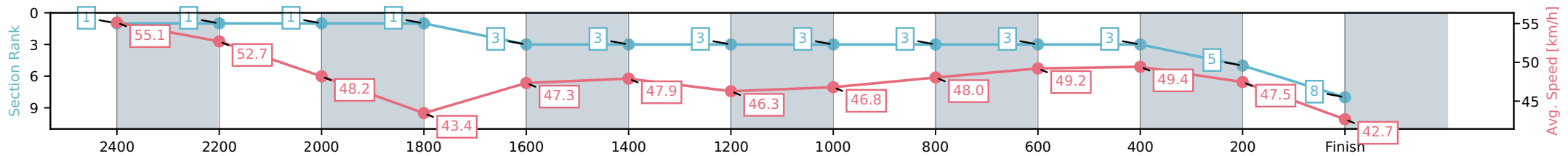
NZ Metropolitan Trotting Club Inc Harness
 Race 9: BUY A WOODLANDS STAR 16 FEB 2026 MOBILE
 PACE - 2600m



05 February 2026 - 9:08PM

Weather: Fine

Section	L2600	L2400	L2200	L2000	L1800	L1600	L1400	L1200	L1000	L800	L600	L400	L200
Section Times	3:16.23 (0:12.36)	3:03.88 [1] (0:14.08)	2:49.79 [1] (0:15.12)	2:34.67 [1] (0:16.57)	2:18.09 [3] (0:15.33)	2:02.76 [3] (0:15.12)	1:47.65 [3] (0:15.56)	1:32.08 [3] (0:15.55)	1:16.54 [3] (0:15.11)	1:01.43 [3] (0:14.63)	0:46.80 [3] (0:14.70)	0:32.11 [5] (0:15.27)	0:16.83 [8] (0:16.83)
Average Speed [km/h]	55.1	52.7	48.2	43.4	47.3	47.9	46.3	46.8	48.0	49.2	49.4	47.5	42.7
Top Speed [km/h]	56.6	55.0	53.0	45.2	50.3	49.6	46.6	48.4	48.8	49.4	50.0	48.7	45.7
Avg. Dist. to Rail [m]	7.0	3.8	2.2	1.6	1.3	1.1	3.9	1.4	1.4	2.6	1.6	1.5	4.0



- [] Ranking at each section and finish
- :-:- No data available at this section
- NA No data available

Horse/Jockey Name	B J Hunnicutt/B N Orange
Finish Rank	9
Fastest Section Time (Section)	0:12.69 (2600 - 2400)
Top Speed [km/h] (Section)	55.3 (2600 - 2400)
Race State	Finished



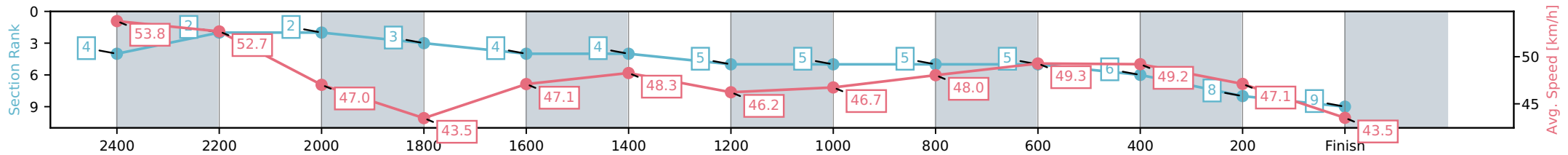
NZ Metropolitan Trotting Club Inc Harness
 Race 9: BUY A WOODLANDS STAR 16 FEB 2026 MOBILE
 PACE - 2600m



05 February 2026 - 9:08PM

Weather: Fine

Section	L2600	L2400	L2200	L2000	L1800	L1600	L1400	L1200	L1000	L800	L600	L400	L200
Section Times	3:16.35 (0:12.69)	3:03.66 [2] (0:13.76)	2:49.91 [2] (0:15.44)	2:34.47 [3] (0:16.55)	2:17.92 [4] (0:15.42)	2:02.49 [4] (0:15.01)	1:47.48 [5] (0:15.58)	1:31.90 [5] (0:15.55)	1:16.35 [5] (0:15.11)	1:01.25 [5] (0:14.62)	0:46.63 [6] (0:14.78)	0:31.85 [8] (0:15.35)	0:16.50 [9] (0:16.50)
Average Speed [km/h]	53.8	52.7	47.0	43.5	47.1	48.3	46.2	46.7	48.0	49.3	49.2	47.1	43.5
Top Speed [km/h]	55.3	54.6	50.1	45.5	50.1	49.7	47.0	48.2	48.9	49.8	49.5	48.8	46.4
Avg. Dist. to Rail [m]	2.5	0.9	1.3	1.5	1.3	1.1	3.8	1.3	1.3	2.5	1.7	0.9	2.3



- [] Ranking at each section and finish
- :-:- No data available at this section
- NA No data available