



NZ Metropolitan Trotting Club Inc Harness
 Race 10: GOLD BAND TAXIS 2YO MOBILE PACE - 1980m
 05 February 2026 - 9:39PM



Weather: Fine

Field Times (Race Tempo) 2:28.66 (0:12.01) 2:16.65 (0:15.51) 2:01.14 (0:16.21) 1:44.93 (0:15.88) 1:29.04 (0:15.73) 1:13.31 (0:15.53) 0:57.77 (0:14.74) 0:43.03 (0:14.26)

Rank	TAB#	Horse	Overall Time	First 400m	Top Speed km/h (Section)	L1980	L1800	L1600	L1400	L1200	L1000	L800	L600
	(BAR#)	Driver	Margin (DT-W)	Last 600m	Fastest Section (Time)	Start - 1800	1800 - 1600	1600 - 1400	1400 - 1200	1200 - 1000	1000 - 800	800 - 600	600 - 400
1	3	Roger That	2:28.66	0:29.93	52.8 (400-200)	2:28.66	2:16.10 [3]	2:00.79 [2]	1:44.55 [2]	1:28.53 [2]	1:12.90 [2]	0:57.34 [2]	0:42.70 [2]
	(3)	C J Dalgety		0:42.70	200-0 (0:14.08)	(0:12.56)	(0:15.30)	(0:16.24)	(0:16.02)	(0:15.63)	(0:15.56)	(0:14.64)	(0:14.23)
2	2	Fanfare	2:29.09	0:30.97	52.4 (400-200)	2:29.09	2:16.77 [2]	2:00.45 [4]	1:44.44 [3]	1:28.62 [3]	1:12.97 [3]	0:57.43 [3]	0:42.80 [3]
	(2)	R J Butt	2.4L (+8)	0:42.79	600-400 (0:14.21)	(0:12.32)	(0:16.32)	(0:16.01)	(0:15.82)	(0:15.65)	(0:15.54)	(0:14.63)	(0:14.21)
3	1	Validation	2:29.62	0:29.65	54.0 (1980 - 1800)	2:29.62	2:17.61 [1]	2:02.10 [1]	1:45.89 [1]	1:30.00 [1]	1:14.27 [1]	0:58.73 [1]	0:44.00 [1]
	(1)	C R Ferguson	5.3L (-2)	0:43.99	600-400 (0:14.26)	(0:12.01)	(0:15.51)	(0:16.21)	(0:15.88)	(0:15.73)	(0:15.53)	(0:14.74)	(0:14.26)
4	4	Aardie's A Star	2:31.65	0:30.61	52.1 (600-400)	2:31.65	2:18.12 [4]	2:03.10 [3]	1:46.65 [4]	1:30.82 [4]	1:15.15 [4]	0:59.63 [4]	0:45.02 [4]
	(4)	S J Thornley	16.6L (+5)	0:45.02	600-400 (0:14.43)	(0:13.53)	(0:15.02)	(0:16.46)	(0:15.83)	(0:15.67)	(0:15.52)	(0:14.62)	(0:14.43)

[] Position in running at each section and finish
 TAB# Saddle cloth number
 -:-:- No data available at this section
 BAR# Barrier/Gate Position
 NA No data available
 DNF Did not finish
 DNT Did not track
 DT-W Distance travelled compared to winner in metres

Fastest split
 Fastest section



NZ Metropolitan Trotting Club Inc Harness
 Race 10: GOLD BAND TAXIS 2YO MOBILE PACE - 1980m
 05 February 2026 - 9:39PM



Weather: Fine

Field Times 0:28.77 0:14.08
 (Race Tempo) (0:14.70) (0:14.08)

Rank	TAB#	Horse	Overall Time	First 400m	Top Speed km/h (Section)	L400	L200						
	(BAR#)	Driver	Margin (DT-W)	Last 600m	Fastest Section (Time)	400 - 200	200 - Finish						
1	3	Roger That	2:28.66	0:29.93	52.8 (400-200)	0:28.47 [2]	0:14.08 [1]						
	(3)	C J Dalgety		0:42.70	200-0 (0:14.08)	(0:14.39)	(0:14.08)						
2	2	Fanfare	2:29.09	0:30.97	52.4 (400-200)	0:28.58 [3]	0:14.22 [3]						
	(2)	R J Butt	2.4L (+8)	0:42.79	600-400 (0:14.21)	(0:14.36)	(0:14.22)						
3	1	Validation	2:29.62	0:29.65	54.0 (1980 - 1800)	0:29.73 [1]	0:14.99 [2]						
	(1)	C R Ferguson	5.3L (-2)	0:43.99	600-400 (0:14.26)	(0:14.74)	(0:14.99)						
4	4	Aardie's A Star	2:31.65	0:30.61	52.1 (600-400)	0:30.59 [4]	0:15.92 [4]						
	(4)	S J Thornley	16.6L (+5)	0:45.02	600-400 (0:14.43)	(0:14.67)	(0:15.92)						

- [] Position in running at each section and finish TAB# Saddle cloth number
- :--:-- No data available at this section BAR# Barrier/Gate Position
- NA No data available DNF Did not finish
- DNT Did not track DT-W Distance travelled compared to winner in metres

- Fastest split
- Fastest section

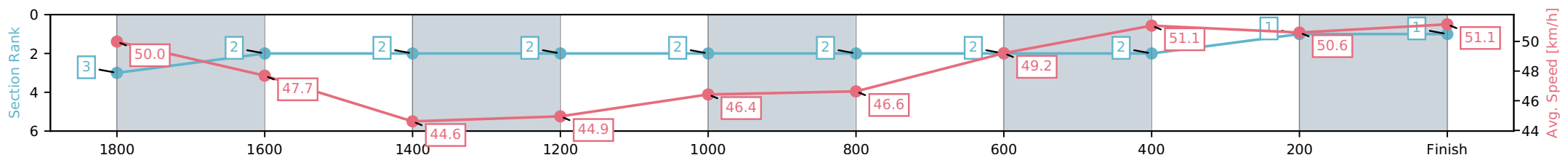
Horse/Jockey Name	Roger That/C J Dalgety
Finish Rank	1
Fastest Section Time (Section)	0:14.08 (200-0)
Top Speed [km/h] (Section)	52.8 (400-200)
Race State	Finished



NZ Metropolitan Trotting Club Inc Harness
 Race 10: GOLD BAND TAXIS 2YO MOBILE PACE - 1980m
 05 February 2026 - 9:39PM
 Weather: Fine



Section	L1980	L1800	L1600	L1400	L1200	L1000	L800	L600	L400	L200
Section Times	2:28.66 (0:12.56)	2:16.10 [2] (0:15.30)	2:00.79 [2] (0:16.24)	1:44.55 [2] (0:16.02)	1:28.53 [2] (0:15.63)	1:12.90 [2] (0:15.56)	0:57.34 [2] (0:14.64)	0:42.70 [2] (0:14.23)	0:28.47 [1] (0:14.39)	0:14.08 [1] (0:14.08)
Average Speed [km/h]	50.0	47.7	44.6	44.9	46.4	46.6	49.2	51.1	50.6	51.1
Top Speed [km/h]	51.2	48.6	45.9	46.2	47.7	48.2	51.0	51.8	52.8	52.5
Avg. Dist. to Rail [m]	5.0	2.3	1.0	2.3	1.0	1.1	1.3	1.3	2.1	4.1



[] Ranking at each section and finish
 -:-:- No data available at this section
 NA No data available

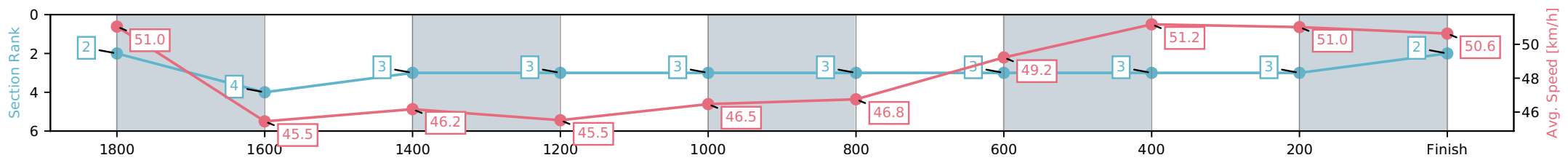
Horse/Jockey Name	Fanfare/R J Butt
Finish Rank	2
Fastest Section Time (Section)	0:14.21 (600-400)
Top Speed [km/h] (Section)	52.4 (400-200)
Race State	Finished



NZ Metropolitan Trotting Club Inc Harness
 Race 10: GOLD BAND TAXIS 2YO MOBILE PACE - 1980m
 05 February 2026 - 9:39PM
 Weather: Fine



Section	L1980	L1800	L1600	L1400	L1200	L1000	L800	L600	L400	L200
Section Times	2:29.09 (0:12.32)	2:16.77 [4] (0:16.32)	2:00.45 [3] (0:16.01)	1:44.44 [3] (0:15.82)	1:28.62 [3] (0:15.65)	1:12.97 [3] (0:15.54)	0:57.43 [3] (0:14.63)	0:42.80 [3] (0:14.21)	0:28.58 [3] (0:14.36)	0:14.22 [2] (0:14.22)
Average Speed [km/h]	51.0	45.5	46.2	45.5	46.5	46.8	49.2	51.2	51.0	50.6
Top Speed [km/h]	52.4	49.6	48.3	46.4	47.5	48.2	51.1	51.7	52.4	52.3
Avg. Dist. to Rail [m]	3.3	3.8	3.2	2.7	1.3	1.3	1.6	1.5	3.1	5.6



[] Ranking at each section and finish
 -:-:- No data available at this section
 NA No data available

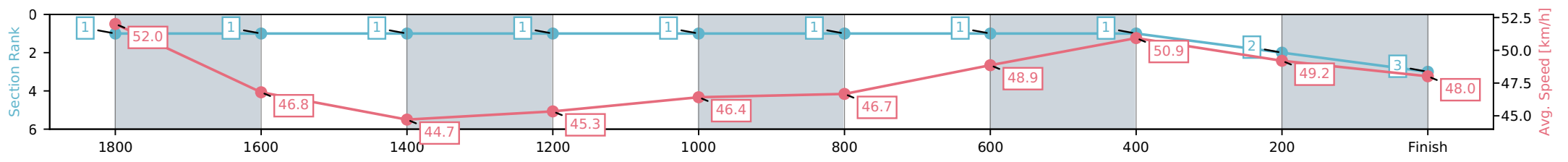
Horse/Jockey Name	Validation/C R Ferguson
Finish Rank	3
Fastest Section Time (Section)	0:14.26 (600-400)
Top Speed [km/h] (Section)	54.0 (1980 - 1800)
Race State	Finished



NZ Metropolitan Trotting Club Inc Harness
 Race 10: GOLD BAND TAXIS 2YO MOBILE PACE - 1980m
 05 February 2026 - 9:39PM
 Weather: Fine



Section	L1980	L1800	L1600	L1400	L1200	L1000	L800	L600	L400	L200
Section Times	2:29.62 (0:12.01)	2:17.61 [1] (0:15.51)	2:02.10 [1] (0:16.21)	1:45.89 [1] (0:15.88)	1:30.00 [1] (0:15.73)	1:14.27 [1] (0:15.53)	0:58.73 [1] (0:14.74)	0:44.00 [1] (0:14.26)	0:29.73 [2] (0:14.74)	0:14.99 [3] (0:14.99)
Average Speed [km/h]	52.0	46.8	44.7	45.3	46.4	46.7	48.9	50.9	49.2	48.0
Top Speed [km/h]	54.0	49.1	45.5	46.3	47.7	47.9	50.6	51.4	50.4	49.8
Avg. Dist. to Rail [m]	1.3	1.2	1.1	2.1	1.8	0.9	0.9	1.2	1.3	2.0



[] Ranking at each section and finish
 -:-:- No data available at this section
 NA No data available

Horse/Jockey Name	Aardie's A Star/S J Thornley
Finish Rank	4
Fastest Section Time (Section)	0:14.43 (600-400)
Top Speed [km/h] (Section)	52.1 (600-400)
Race State	Finished



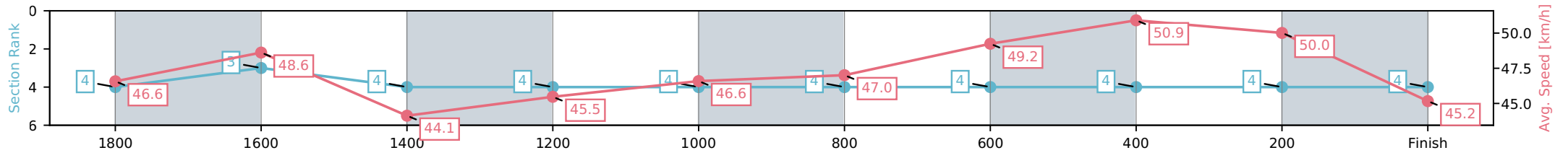
NZ Metropolitan Trotting Club Inc Harness
 Race 10: GOLD BAND TAXIS 2YO MOBILE PACE - 1980m



05 February 2026 - 9:39PM

Weather: Fine

Section	L1980	L1800	L1600	L1400	L1200	L1000	L800	L600	L400	L200
Section Times	2:31.65 (0:13.53)	2:18.12 [3] (0:15.02)	2:03.10 [4] (0:16.46)	1:46.65 [4] (0:15.83)	1:30.82 [4] (0:15.67)	1:15.15 [4] (0:15.52)	0:59.63 [4] (0:14.62)	0:45.02 [4] (0:14.43)	0:30.59 [4] (0:14.67)	0:15.92 [4] (0:15.92)
Average Speed [km/h]	46.6	48.6	44.1	45.5	46.6	47.0	49.2	50.9	50.0	45.2
Top Speed [km/h]	50.2	50.6	47.7	46.3	48.8	48.7	51.2	52.1	51.9	47.9
Avg. Dist. to Rail [m]	6.4	2.3	1.2	2.9	1.7	1.7	2.0	2.5	2.5	2.6



[] Ranking at each section and finish
 -:-:- No data available at this section
 NA No data available