



NZ Metropolitan Trotting Club Inc Harness

Race 2: 2026 NATIONAL YEARLING SALE 16th & 18th FEBRUARY HCP TROT - 2600m

13 February 2026 - 5:03PM



Weather: Cloudy

Field Times	3:17.70	3:00.22	2:45.20	2:29.87	2:14.21	1:58.54	1:43.20	1:28.27
(Race Tempo)	(0:17.48)	(0:15.02)	(0:15.34)	(0:15.66)	(0:15.67)	(0:15.34)	(0:14.93)	(0:15.09)

Rank	TAB#	Horse	Overall Time	First 400m	Top Speed km/h (Section)	L2600	L2400	L2200	L2000	L1800	L1600	L1400	L1200
	(BAR#)	Driver	Margin (DT-W)	Last 600m	Fastest Section (Time)	Start - 2400	2400 - 2200	2200 - 2000	2000 - 1800	1800 - 1600	1600 - 1400	1400 - 1200	1200 - 1000
1	4	Tetrick(AUS)	3:17.70	0:32.49	51.5 (400-200)	3:17.70	3:00.21 [2]	2:45.20 [1]	2:29.87 [1]	2:14.21 [1]	1:58.54 [1]	1:43.20 [1]	1:28.27 [1]
	(U1)	C J Dalgety		0:43.30	400-200 (0:14.34)	(0:17.49)	(0:15.00)	(0:15.34)	(0:15.66)	(0:15.67)	(0:15.34)	(0:14.93)	(0:15.09)
2	11	Nubliah Chamay	3:18.70	0:33.03	50.8 (200-0)	3:18.70	3:00.89 [3]	2:45.66 [3]	2:30.20 [3]	2:14.56 [3]	1:58.87 [4]	1:43.55 [4]	1:28.58 [4]
	(7)	W J House	5.9L (-4)	0:43.66	200-0 (0:14.50)	(0:17.81)	(0:15.22)	(0:15.47)	(0:15.64)	(0:15.69)	(0:15.32)	(0:14.97)	(0:15.09)
3	15	He Aint Fakin	3:19.00	0:34.83	50.8 (2200-2000)	3:19.00	2:59.76 [9]	2:44.17 [9]	2:29.12 [7]	2:14.63 [5]	1:59.46 [3]	1:44.06 [3]	1:29.22 [3]
	(U3)	Brad Williamson	7.4L (+22)	0:44.36	2000-1800 (0:14.49)	(0:19.24)	(0:15.59)	(0:15.05)	(0:14.49)	(0:15.17)	(0:15.40)	(0:14.84)	(0:15.18)
4	3	Something Else	3:19.00	0:32.71	50.2 (600-400)	3:19.00	3:01.52 [1]	2:46.30 [2]	2:30.85 [2]	2:15.21 [2]	1:59.51 [2]	1:44.18 [2]	1:29.23 [2]
	(3)	R J Butt	7.6L (-5)	0:44.28	400-200 (0:14.58)	(0:17.48)	(0:15.23)	(0:15.45)	(0:15.64)	(0:15.70)	(0:15.32)	(0:14.96)	(0:15.06)
5	12	Tu Tangata	3:19.20	0:34.71	51.3 (600-400)	3:19.20	3:00.20 [8]	2:44.48 [8]	2:29.16 [8]	2:14.23 [9]	1:58.50 [9]	1:43.26 [9]	1:28.42 [8]
	(8)	P C Nairn	8.5L (+20)	0:43.75	800-600 (0:14.40)	(0:19.00)	(0:15.71)	(0:15.32)	(0:14.93)	(0:15.73)	(0:15.24)	(0:14.85)	(0:15.19)
6	7	Tribbiani	3:20.00	0:34.36	51.5 (600-400)	3:20.00	3:01.04 [7]	2:45.64 [7]	2:30.30 [6]	2:15.34 [7]	1:59.64 [7]	1:44.37 [7]	1:29.52 [6]
	(3)	T M Williams	13.1L (+21)	0:44.85	800-600 (0:14.41)	(0:18.96)	(0:15.40)	(0:15.34)	(0:14.96)	(0:15.70)	(0:15.27)	(0:14.84)	(0:15.22)
7	5	Crown The Moment	3:21.60	0:34.83	50.6 (2400-2200)	3:21.60	3:01.40 [12]	2:46.77 [9]	2:31.51 [9]	2:16.64 [8]	2:01.09 [8]	1:45.77 [8]	1:30.73 [9]
	(1)	H M Sail	21.8L (-4)	0:46.10	800-600 (0:14.46)	(0:20.20)	(0:14.63)	(0:15.26)	(0:14.87)	(0:15.55)	(0:15.32)	(0:15.04)	(0:15.09)
8	1	Arden Solitaire	3:22.20	0:34.21	49.7 (600-400)	3:22.20	3:03.56 [6]	2:47.99 [6]	2:32.59 [5]	2:17.60 [6]	2:02.03 [6]	1:46.71 [6]	1:31.70 [7]
	(1)	A L Lethaby	25.2L (+8)	0:46.78	800-600 (0:14.64)	(0:18.64)	(0:15.57)	(0:15.40)	(0:14.99)	(0:15.57)	(0:15.32)	(0:15.01)	(0:15.11)
9	6	Whispering Over	3:22.70	0:35.55	50.9 (800-600)	3:22.70	3:02.55 [11]	2:47.15 [12]	2:31.82 [11]	2:17.06 [11]	2:01.30 [11]	1:46.07 [11]	1:31.15 [11]
	(2)	S J Tomlinson	28.1L (+14)	0:46.64	800-600 (0:14.30)	(0:20.15)	(0:15.40)	(0:15.33)	(0:14.76)	(0:15.76)	(0:15.23)	(0:14.92)	(0:15.11)
10	9	Swift Dream	3:24.90	0:33.94	50.0 (2000-1800)	3:24.90	3:06.33 [5]	2:50.96 [4]	2:35.69 [4]	2:20.54 [4]	2:04.93 [5]	1:49.60 [5]	1:34.77 [5]
	(5)	B N Orange	39.9L (+14)	0:49.77	800-600 (0:14.71)	(0:18.57)	(0:15.37)	(0:15.27)	(0:15.15)	(0:15.61)	(0:15.33)	(0:14.83)	(0:15.22)

Report Created: Fri 13 February 2026 (Note: Races are conducted over an approximate distance as close as possible to the advertised distance, and recorded data may vary accordingly)

[] Position in running at each section and finish TAB# Saddle cloth number
 -:-:- No data available at this section BAR# Barrier/Gate Position
 NA No data available DNF Did not finish

Fastest split
 Fastest section

NZ Metropolitan Trotting Club Inc Harness

Race 2: 2026 NATIONAL YEARLING SALE 16th & 18th FEBRUARY HCP TROT - 2600m

13 February 2026 - 5:03PM

Weather: Cloudy



Field Times (Race Tempo) 3:17.70 (0:17.48) 3:00.22 (0:15.02) 2:45.20 (0:15.34) 2:29.87 (0:15.66) 2:14.21 (0:15.67) 1:58.54 (0:15.34) 1:43.20 (0:14.93) 1:28.27 (0:15.09)

Rank	TAB#	Horse	Overall Time	First 400m	Top Speed km/h (Section)	L2600	L2400	L2200	L2000	L1800	L1600	L1400	L1200
	(BAR#)	Driver	Margin (DT-W)	Last 600m	Fastest Section (Time)	Start - 2400	2400 - 2200	2200 - 2000	2000 - 1800	1800 - 1600	1600 - 1400	1400 - 1200	1200 - 1000
11	14	Makaku	3:25.50	0:39.32	53.1 (200-0)	3:25.50	3:04.56 [13]	2:46.18 [14]	2:30.62 [14]	2:16.15 [14]	2:00.64 [14]	1:45.67 [14]	1:30.67 [14]
	(U2)	B T Hope	43.5L (+7)	0:44.45	200-0 (0:14.20)	(0:20.94)	(0:18.38)	(0:15.56)	(0:14.48)	(0:15.51)	(0:14.97)	(0:15.00)	(0:15.55)
12	2	A Reason To Fight	3:25.80	0:36.94	50.2 (200-0)	3:25.80	3:04.21 [14]	2:48.86 [13]	2:33.27 [12]	2:17.93 [12]	2:01.98 [12]	1:46.78 [12]	1:31.60 [12]
	(2)	John R Dunn	45.3L (+2)	0:45.39	400-200 (0:14.89)	(0:21.59)	(0:15.35)	(0:15.59)	(0:15.34)	(0:15.96)	(0:15.20)	(0:15.17)	(0:15.56)
13	8	T K Megastar	3:26.10	0:33.99	50.3 (200-0)	3:26.10	3:07.83 [4]	2:52.10 [5]	2:32.92 [13]	2:17.59 [13]	2:01.56 [13]	1:46.56 [13]	1:31.56 [13]
	(4)	R D Holmes	46.8L (+0)	0:45.34	400-200 (0:14.92)	(0:18.27)	(0:15.72)	(0:19.18)	(0:15.33)	(0:16.04)	(0:15.00)	(0:15.00)	(0:15.55)
14	13	Hoof It Hagrid	3:27.30	0:35.05	51.3 (800-600)	3:27.30	3:07.93 [10]	2:52.24 [11]	2:36.92 [10]	2:22.01 [10]	2:06.27 [10]	1:51.04 [10]	1:36.19 [10]
	(U1)	R E Harrison	53.5L (+31)	0:51.50	800-600 (0:14.42)	(0:19.37)	(0:15.68)	(0:15.32)	(0:14.91)	(0:15.75)	(0:15.23)	(0:14.85)	(0:15.19)
15	10	Father Mike	3:35.70	0:41.34	52.0 (200-0)	3:35.70	3:12.35 [15]	2:54.36 [15]	2:37.19 [15]	2:20.68 [15]	2:03.82 [15]	1:47.38 [15]	1:31.50 [15]
	(6)	L D McCormick	100.1L (-3)	0:44.43	200-0 (0:14.14)	(0:23.35)	(0:17.99)	(0:17.16)	(0:16.51)	(0:16.86)	(0:16.44)	(0:15.88)	(0:15.88)

DNT Did not track
 Horse/Jockey Name Tetrick(AUS)/C J Dalgety

NZ Metropolitan Trotting Club Inc Harness

Race 2: 2026 NATIONAL YEARLING SALE 16th & 18th
 FEBRUARY HCP TROT - 2600m

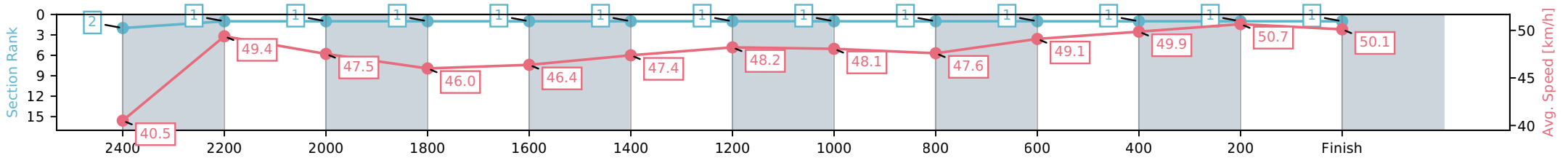


13 February 2026 - 5:03PM

Weather: Cloudy

Finish Rank	1
Fastest Section Time (Section)	0:14.34 (400-200)
Top Speed [km/h] (Section)	51.5 (400-200)
Race State	Finished

Section	L2600	L2400	L2200	L2000	L1800	L1600	L1400	L1200	L1000	L800	L600	L400	L200
Section Times	3:17.70 (0:17.49)	3:00.21 [1] (0:15.00)	2:45.20 [1] (0:15.34)	2:29.87 [1] (0:15.66)	2:14.21 [1] (0:15.67)	1:58.54 [1] (0:15.34)	1:43.20 [1] (0:14.93)	1:28.27 [1] (0:15.09)	1:13.18 [1] (0:15.22)	0:57.96 [1] (0:14.66)	0:43.30 [1] (0:14.57)	0:28.73 [1] (0:14.34)	0:14.39 [1] (0:14.39)
Average Speed [km/h]	40.5	49.4	47.5	46.0	46.4	47.4	48.2	48.1	47.6	49.1	49.9	50.7	50.1
Top Speed [km/h]	49.3	50.4	49.3	46.5	47.5	48.1	49.1	49.0	48.6	49.8	50.6	51.5	51.5
Avg. Dist. to Rail [m]	13.5	3.8	2.0	1.9	1.7	1.5	3.0	1.0	1.0	1.9	1.5	1.7	4.2



[] Ranking at each section and finish
 -:-:- No data available at this section
 NA No data available

Horse/Jockey Name	Nubliah Chamay/W J House
Finish Rank	2
Fastest Section Time (Section)	0:14.50 (200-0)
Top Speed [km/h] (Section)	50.8 (200-0)
Race State	Finished



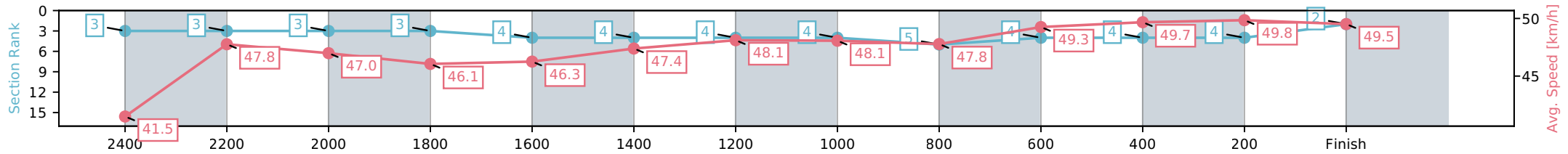
NZ Metropolitan Trotting Club Inc Harness
 Race 2: 2026 NATIONAL YEARLING SALE 16th & 18th
 FEBRUARY HCP TROT - 2600m



13 February 2026 - 5:03PM

Weather: Cloudy

Section	L2600	L2400	L2200	L2000	L1800	L1600	L1400	L1200	L1000	L800	L600	L400	L200
Section Times	3:18.70 (0:17.81)	3:00.89 [3] (0:15.22)	2:45.66 [3] (0:15.47)	2:30.20 [3] (0:15.64)	2:14.56 [4] (0:15.69)	1:58.87 [4] (0:15.32)	1:43.55 [4] (0:14.97)	1:28.58 [4] (0:15.09)	1:13.49 [5] (0:15.22)	0:58.27 [4] (0:14.62)	0:43.65 [4] (0:14.62)	0:29.03 [4] (0:14.54)	0:14.50 [2] (0:14.50)
Average Speed [km/h]	41.5	47.8	47.0	46.1	46.3	47.4	48.1	48.1	47.8	49.3	49.7	49.8	49.5
Top Speed [km/h]	49.8	49.5	47.6	46.7	46.7	47.7	48.7	48.9	49.2	49.9	50.3	50.2	50.8
Avg. Dist. to Rail [m]	10.7	1.4	1.4	1.9	1.6	1.4	3.3	1.0	1.6	2.1	1.5	1.2	1.9



- [] Ranking at each section and finish
- :-:- No data available at this section
- NA No data available

Horse/Jockey Name	He Aint Fakin/Brad Williamson
Finish Rank	3
Fastest Section Time (Section)	0:14.49 (2000-1800)
Top Speed [km/h] (Section)	50.8 (2200-2000)
Race State	Finished



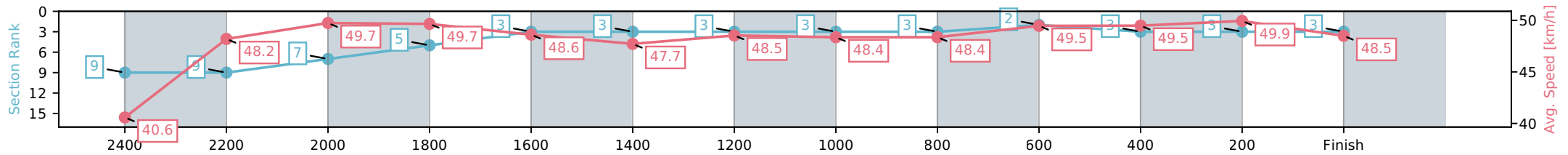
NZ Metropolitan Trotting Club Inc Harness
 Race 2: 2026 NATIONAL YEARLING SALE 16th & 18th
 FEBRUARY HCP TROT - 2600m



13 February 2026 - 5:03PM

Weather: Cloudy

Section	L2600	L2400	L2200	L2000	L1800	L1600	L1400	L1200	L1000	L800	L600	L400	L200
Section Times	3:19.00 (0:19.24)	2:59.76 [9] (0:15.59)	2:44.17 [7] (0:15.05)	2:29.12 [5] (0:14.49)	2:14.63 [3] (0:15.17)	1:59.46 [3] (0:15.40)	1:44.06 [3] (0:14.84)	1:29.22 [3] (0:15.18)	1:14.04 [3] (0:15.13)	0:58.91 [2] (0:14.56)	0:44.36 [3] (0:14.85)	0:29.51 [3] (0:14.67)	0:14.84 [3] (0:14.84)
Average Speed [km/h]	40.6	48.2	49.7	49.7	48.6	47.7	48.5	48.4	48.4	49.5	49.5	49.9	48.5
Top Speed [km/h]	48.7	49.8	50.8	50.4	49.0	48.5	48.9	49.3	49.6	49.8	50.4	50.3	49.7
Avg. Dist. to Rail [m]	13.9	5.7	5.3	6.2	4.2	2.9	4.8	2.4	2.5	3.7	3.0	2.8	5.4



- [] Ranking at each section and finish
- :-:- No data available at this section
- NA No data available

Horse/Jockey Name	Something Else/R J Butt
Finish Rank	4
Fastest Section Time (Section)	0:14.58 (400-200)
Top Speed [km/h] (Section)	50.2 (600-400)
Race State	Finished



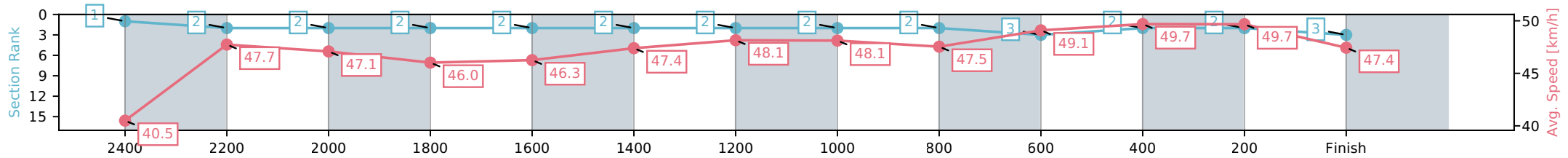
NZ Metropolitan Trotting Club Inc Harness
 Race 2: 2026 NATIONAL YEARLING SALE 16th & 18th
 FEBRUARY HCP TROT - 2600m



13 February 2026 - 5:03PM

Weather: Cloudy

Section	L2600	L2400	L2200	L2000	L1800	L1600	L1400	L1200	L1000	L800	L600	L400	L200
Section Times	3:19.00 (0:17.48)	3:01.52 [2] (0:15.23)	2:46.30 [2] (0:15.45)	2:30.85 [2] (0:15.64)	2:15.21 [2] (0:15.70)	1:59.51 [2] (0:15.32)	1:44.18 [2] (0:14.96)	1:29.23 [2] (0:15.06)	1:14.17 [2] (0:15.23)	0:58.95 [3] (0:14.67)	0:44.28 [2] (0:14.60)	0:29.68 [2] (0:14.58)	0:15.10 [3] (0:15.10)
Average Speed [km/h]	40.5	47.7	47.1	46.0	46.3	47.4	48.1	48.1	47.5	49.1	49.7	49.7	47.4
Top Speed [km/h]	49.2	49.1	47.7	46.6	46.7	48.0	48.8	48.9	49.0	49.8	50.2	50.1	49.2
Avg. Dist. to Rail [m]	6.0	1.3	1.5	1.9	1.6	1.4	3.2	0.9	0.9	1.9	1.4	1.3	3.5



- [] Ranking at each section and finish
- :-:- No data available at this section
- NA No data available

Horse/Jockey Name	Tu Tangata/P C Nairn
Finish Rank	5
Fastest Section Time (Section)	0:14.40 (800-600)
Top Speed [km/h] (Section)	51.3 (600-400)
Race State	Finished



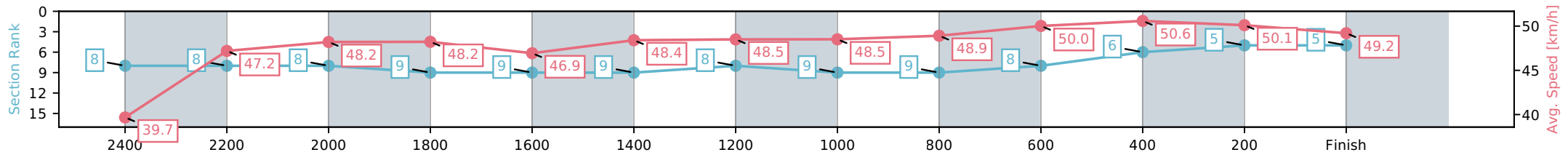
NZ Metropolitan Trotting Club Inc Harness
 Race 2: 2026 NATIONAL YEARLING SALE 16th & 18th
 FEBRUARY HCP TROT - 2600m



13 February 2026 - 5:03PM

Weather: Cloudy

Section	L2600	L2400	L2200	L2000	L1800	L1600	L1400	L1200	L1000	L800	L600	L400	L200
Section Times	3:19.20 (0:19.00)	3:00.20 [8] (0:15.71)	2:44.48 [8] (0:15.32)	2:29.16 [9] (0:14.93)	2:14.23 [9] (0:15.73)	1:58.50 [9] (0:15.24)	1:43.26 [8] (0:14.85)	1:28.42 [9] (0:15.19)	1:13.23 [9] (0:15.08)	0:58.15 [8] (0:14.40)	0:43.75 [6] (0:14.61)	0:29.14 [5] (0:14.51)	0:14.63 [5] (0:14.63)
Average Speed [km/h]	39.7	47.2	48.2	48.2	46.9	48.4	48.5	48.5	48.9	50.0	50.6	50.1	49.2
Top Speed [km/h]	47.8	48.4	49.3	50.4	49.0	49.0	49.6	49.6	50.1	51.2	51.3	50.6	50.0
Avg. Dist. to Rail [m]	12.6	4.0	3.7	4.2	3.9	3.4	5.5	3.0	3.4	4.7	4.1	1.7	6.9



- [] Ranking at each section and finish
- :-:- No data available at this section
- NA No data available

Horse/Jockey Name	Tribbiani/T M Williams
Finish Rank	6
Fastest Section Time (Section)	0:14.41 (800-600)
Top Speed [km/h] (Section)	51.5 (600-400)
Race State	Finished



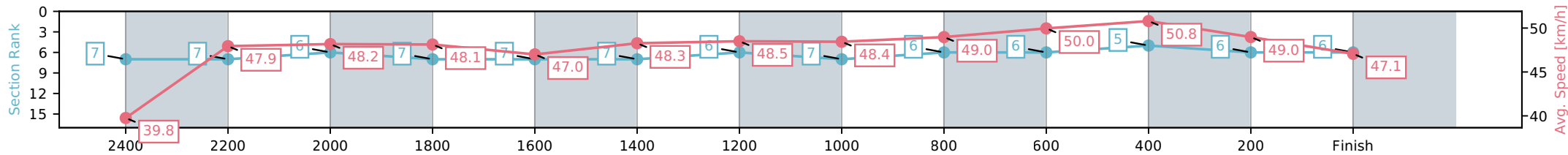
NZ Metropolitan Trotting Club Inc Harness
 Race 2: 2026 NATIONAL YEARLING SALE 16th & 18th
 FEBRUARY HCP TROT - 2600m



13 February 2026 - 5:03PM

Weather: Cloudy

Section	L2600	L2400	L2200	L2000	L1800	L1600	L1400	L1200	L1000	L800	L600	L400	L200
Section Times	3:20.00 (0:18.96)	3:01.04 [7] (0:15.40)	2:45.64 [6] (0:15.34)	2:30.30 [7] (0:14.96)	2:15.34 [7] (0:15.70)	1:59.64 [7] (0:15.27)	1:44.37 [6] (0:14.84)	1:29.52 [7] (0:15.22)	1:14.31 [6] (0:15.05)	0:59.26 [6] (0:14.41)	0:44.85 [5] (0:14.60)	0:30.25 [6] (0:15.01)	0:15.24 [6] (0:15.24)
Average Speed [km/h]	39.8	47.9	48.2	48.1	47.0	48.3	48.5	48.4	49.0	50.0	50.8	49.0	47.1
Top Speed [km/h]	49.0	48.4	49.0	50.2	49.0	49.0	49.3	49.5	50.1	51.1	51.5	50.0	48.5
Avg. Dist. to Rail [m]	7.1	3.3	3.7	4.0	3.8	3.3	5.4	2.9	3.3	4.7	4.4	3.1	7.5



- [] Ranking at each section and finish
- :-:- No data available at this section
- NA No data available

Horse/Jockey Name	Crown The Moment/H M Sail
Finish Rank	7
Fastest Section Time (Section)	0:14.46 (800-600)
Top Speed [km/h] (Section)	50.6 (2400-2200)
Race State	Finished



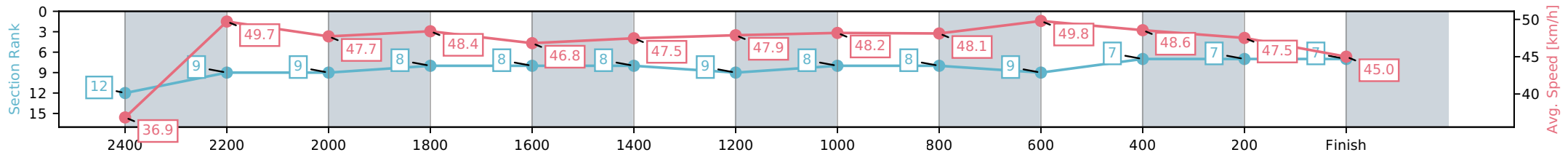
NZ Metropolitan Trotting Club Inc Harness
 Race 2: 2026 NATIONAL YEARLING SALE 16th & 18th
 FEBRUARY HCP TROT - 2600m



13 February 2026 - 5:03PM

Weather: Cloudy

Section	L2600	L2400	L2200	L2000	L1800	L1600	L1400	L1200	L1000	L800	L600	L400	L200
Section Times	3:21.60 (0:20.20)	3:01.40 [9] (0:14.63)	2:46.77 [9] (0:15.26)	2:31.51 [8] (0:14.87)	2:16.64 [8] (0:15.55)	2:01.09 [8] (0:15.32)	1:45.77 [9] (0:15.04)	1:30.73 [8] (0:15.09)	1:15.65 [8] (0:15.08)	1:00.56 [9] (0:14.46)	0:46.10 [7] (0:14.92)	0:31.18 [7] (0:15.23)	0:15.95 [7] (0:15.95)
Average Speed [km/h]	36.9	49.7	47.7	48.4	46.8	47.5	47.9	48.2	48.1	49.8	48.6	47.5	45.0
Top Speed [km/h]	49.7	50.6	48.9	49.1	47.3	47.9	49.2	49.4	50.0	50.3	50.0	48.0	47.8
Avg. Dist. to Rail [m]	2.9	1.5	1.8	2.2	1.9	1.6	3.7	1.3	1.3	1.5	1.1	1.2	3.6



- [] Ranking at each section and finish
- :-:- No data available at this section
- NA No data available

Horse/Jockey Name	Arden Solitaire/A L Lethaby
Finish Rank	8
Fastest Section Time (Section)	0:14.64 (800-600)
Top Speed [km/h] (Section)	49.7 (600-400)
Race State	Finished



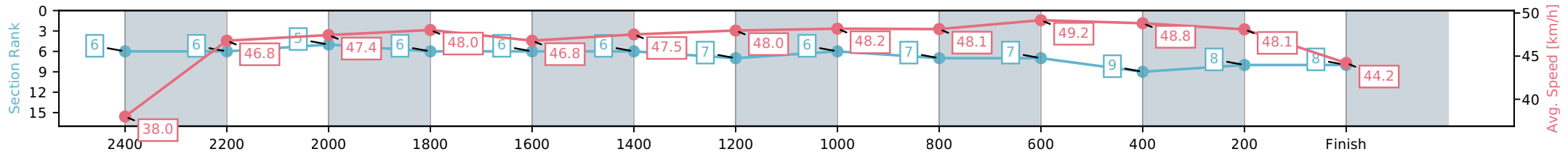
NZ Metropolitan Trotting Club Inc Harness
 Race 2: 2026 NATIONAL YEARLING SALE 16th & 18th
 FEBRUARY HCP TROT - 2600m



13 February 2026 - 5:03PM

Weather: Cloudy

Section	L2600	L2400	L2200	L2000	L1800	L1600	L1400	L1200	L1000	L800	L600	L400	L200
Section Times	3:22.20 (0:18.64)	3:03.56 [6] (0:15.57)	2:47.99 [5] (0:15.40)	2:32.59 [6] (0:14.99)	2:17.60 [6] (0:15.57)	2:02.03 [6] (0:15.32)	1:46.71 [7] (0:15.01)	1:31.70 [6] (0:15.11)	1:16.59 [7] (0:15.17)	1:01.42 [7] (0:14.64)	0:46.78 [9] (0:15.19)	0:31.59 [8] (0:15.37)	0:16.22 [8] (0:16.22)
Average Speed [km/h]	38.0	46.8	47.4	48.0	46.8	47.5	48.0	48.2	48.1	49.2	48.8	48.1	44.2
Top Speed [km/h]	46.8	47.9	49.0	49.2	47.3	47.7	49.0	48.9	49.2	49.7	49.7	49.3	46.7
Avg. Dist. to Rail [m]	2.7	1.6	2.2	2.1	2.0	1.6	3.8	1.5	2.0	3.2	4.0	4.0	7.0



- [] Ranking at each section and finish
- :-:- No data available at this section
- NA No data available

Horse/Jockey Name	Whispering Over/S J Tomlinson
Finish Rank	9
Fastest Section Time (Section)	0:14.30 (800-600)
Top Speed [km/h] (Section)	50.9 (800-600)
Race State	Finished



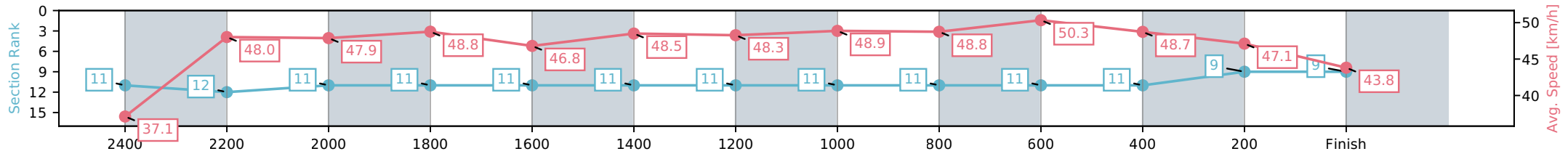
NZ Metropolitan Trotting Club Inc Harness
 Race 2: 2026 NATIONAL YEARLING SALE 16th & 18th
 FEBRUARY HCP TROT - 2600m



13 February 2026 - 5:03PM

Weather: Cloudy

Section	L2600	L2400	L2200	L2000	L1800	L1600	L1400	L1200	L1000	L800	L600	L400	L200
Section Times	3:22.70 (0:20.15)	3:02.55 [12] (0:15.40)	2:47.15 [11] (0:15.33)	2:31.82 [11] (0:14.76)	2:17.06 [11] (0:15.76)	2:01.30 [11] (0:15.23)	1:46.07 [11] (0:14.92)	1:31.15 [11] (0:15.11)	1:16.04 [11] (0:15.10)	1:00.95 [11] (0:14.30)	0:46.64 [11] (0:14.94)	0:31.71 [9] (0:15.38)	0:16.32 [9] (0:16.32)
Average Speed [km/h]	37.1	48.0	47.9	48.8	46.8	48.5	48.3	48.9	48.8	50.3	48.7	47.1	43.8
Top Speed [km/h]	49.3	50.2	48.4	49.6	49.3	49.3	49.6	50.0	50.1	50.9	49.9	48.1	48.0
Avg. Dist. to Rail [m]	5.6	3.5	2.8	3.5	3.9	3.6	5.9	3.2	2.9	2.1	1.8	1.3	3.9



- [] Ranking at each section and finish
- :-:- No data available at this section
- NA No data available

Horse/Jockey Name	Swift Dream/B N Orange
Finish Rank	10
Fastest Section Time (Section)	0:14.71 (800-600)
Top Speed [km/h] (Section)	50.0 (2000-1800)
Race State	Finished



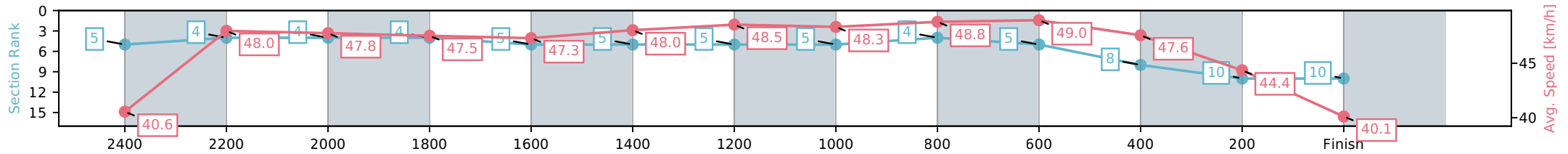
NZ Metropolitan Trotting Club Inc Harness
 Race 2: 2026 NATIONAL YEARLING SALE 16th & 18th
 FEBRUARY HCP TROT - 2600m



13 February 2026 - 5:03PM

Weather: Cloudy

Section	L2600	L2400	L2200	L2000	L1800	L1600	L1400	L1200	L1000	L800	L600	L400	L200
Section Times	3:24.90 (0:18.57)	3:06.33 [4] (0:15.37)	2:50.96 [4] (0:15.27)	2:35.69 [4] (0:15.15)	2:20.54 [5] (0:15.61)	2:04.93 [5] (0:15.33)	1:49.60 [5] (0:14.83)	1:34.77 [5] (0:15.22)	1:19.55 [4] (0:15.06)	1:04.48 [5] (0:14.71)	0:49.77 [8] (0:15.39)	0:34.38 [10] (0:16.48)	0:17.90 [10] (0:17.90)
Average Speed [km/h]	40.6	48.0	47.8	47.5	47.3	48.0	48.5	48.3	48.8	49.0	47.6	44.4	40.1
Top Speed [km/h]	47.7	48.8	49.7	50.0	48.9	48.5	49.3	49.3	50.0	49.8	48.2	46.5	43.6
Avg. Dist. to Rail [m]	7.7	3.1	2.1	3.1	3.9	3.2	5.1	2.7	3.1	3.9	2.7	2.6	5.3



- [] Ranking at each section and finish
- :-:- No data available at this section
- NA No data available

Horse/Jockey Name	Makaku/B T Hope
Finish Rank	11
Fastest Section Time (Section)	0:14.20 (200-0)
Top Speed [km/h] (Section)	53.1 (200-0)
Race State	Finished



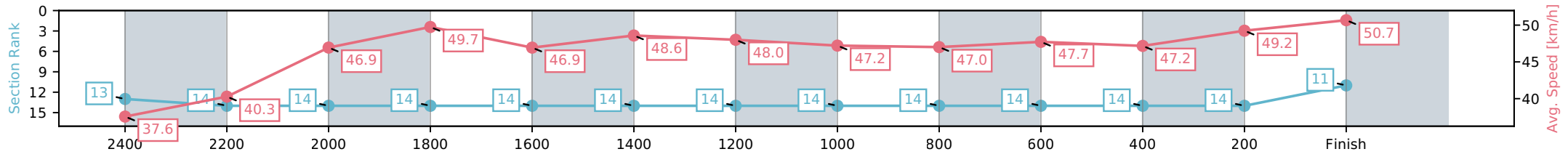
NZ Metropolitan Trotting Club Inc Harness
 Race 2: 2026 NATIONAL YEARLING SALE 16th & 18th
 FEBRUARY HCP TROT - 2600m



13 February 2026 - 5:03PM

Weather: Cloudy

Section	L2600	L2400	L2200	L2000	L1800	L1600	L1400	L1200	L1000	L800	L600	L400	L200
Section Times	3:25.50 (0:20.94)	3:04.56 [14] (0:18.38)	2:46.18 [14] (0:15.56)	2:30.62 [14] (0:14.48)	2:16.15 [14] (0:15.51)	2:00.64 [14] (0:14.97)	1:45.67 [14] (0:15.00)	1:30.67 [14] (0:15.55)	1:15.12 [14] (0:15.58)	0:59.55 [14] (0:15.09)	0:44.46 [14] (0:15.48)	0:28.98 [14] (0:14.77)	0:14.20 [11] (0:14.20)
Average Speed [km/h]	37.6	40.3	46.9	49.7	46.9	48.6	48.0	47.2	47.0	47.7	47.2	49.2	50.7
Top Speed [km/h]	46.6	47.7	48.5	50.2	49.3	49.4	49.2	48.4	48.6	48.1	47.4	52.3	53.1
Avg. Dist. to Rail [m]	12.2	4.7	1.8	1.8	2.0	1.5	4.5	2.5	2.4	3.0	2.4	2.1	6.4



[] Ranking at each section and finish
 -:-:- No data available at this section
 NA No data available

Horse/Jockey Name	A Reason To Fight/John R Dunn
Finish Rank	12
Fastest Section Time (Section)	0:14.89 (400-200)
Top Speed [km/h] (Section)	50.2 (200-0)
Race State	Finished



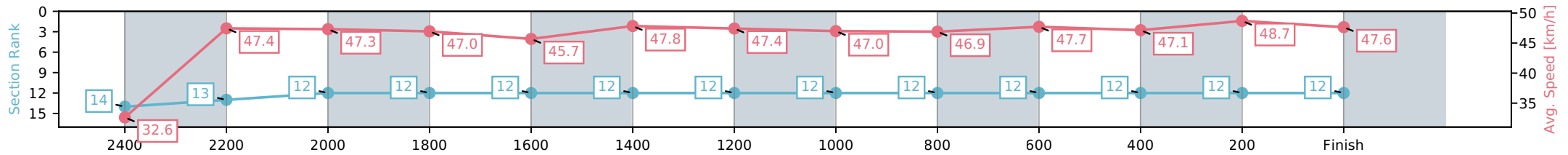
NZ Metropolitan Trotting Club Inc Harness
 Race 2: 2026 NATIONAL YEARLING SALE 16th & 18th
 FEBRUARY HCP TROT - 2600m



13 February 2026 - 5:03PM

Weather: Cloudy

Section	L2600	L2400	L2200	L2000	L1800	L1600	L1400	L1200	L1000	L800	L600	L400	L200
Section Times	3:25.80 (0:21.59)	3:04.21 [13] (0:15.35)	2:48.86 [12] (0:15.59)	2:33.27 [12] (0:15.34)	2:17.93 [12] (0:15.96)	2:01.98 [12] (0:15.20)	1:46.78 [12] (0:15.17)	1:31.60 [12] (0:15.56)	1:16.04 [12] (0:15.56)	1:00.48 [12] (0:15.09)	0:45.39 [12] (0:15.44)	0:29.95 [12] (0:14.89)	0:15.06 [12] (0:15.06)
Average Speed [km/h]	32.6	47.4	47.3	47.0	45.7	47.8	47.4	47.0	46.9	47.7	47.1	48.7	47.6
Top Speed [km/h]	46.2	48.2	48.6	47.4	46.7	48.7	48.8	47.9	47.9	48.0	47.5	50.1	50.2
Avg. Dist. to Rail [m]	5.1	1.7	3.0	2.3	2.3	1.5	4.2	2.0	1.9	2.7	2.1	1.3	3.3



- [] Ranking at each section and finish
- :-:- No data available at this section
- NA No data available

Horse/Jockey Name	T K Megastar/R D Holmes
Finish Rank	13
Fastest Section Time (Section)	0:14.92 (400-200)
Top Speed [km/h] (Section)	50.3 (200-0)
Race State	Finished



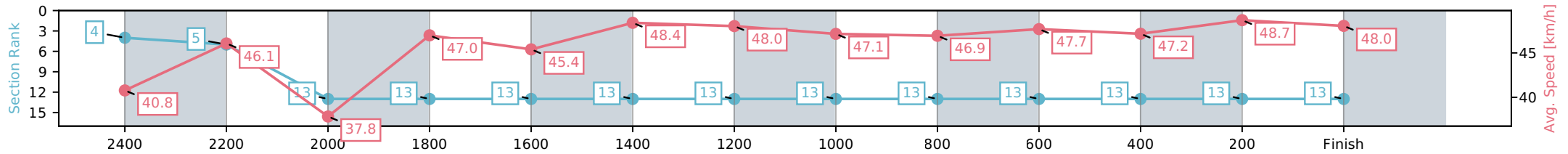
NZ Metropolitan Trotting Club Inc Harness
 Race 2: 2026 NATIONAL YEARLING SALE 16th & 18th
 FEBRUARY HCP TROT - 2600m



13 February 2026 - 5:03PM

Weather: Cloudy

Section	L2600	L2400	L2200	L2000	L1800	L1600	L1400	L1200	L1000	L800	L600	L400	L200
Section Times	3:26.10 (0:18.27)	3:07.83 [5] (0:15.72)	2:52.10 [13] (0:19.18)	2:32.92 [13] (0:15.33)	2:17.59 [13] (0:16.04)	2:01.56 [13] (0:15.00)	1:46.56 [13] (0:15.00)	1:31.56 [13] (0:15.55)	1:16.01 [13] (0:15.57)	1:00.44 [13] (0:15.10)	0:45.34 [13] (0:15.47)	0:29.86 [13] (0:14.92)	0:14.95 [13] (0:14.95)
Average Speed [km/h]	40.8	46.1	37.8	47.0	45.4	48.4	48.0	47.1	46.9	47.7	47.2	48.7	48.0
Top Speed [km/h]	48.6	48.5	46.4	47.4	46.7	49.0	49.2	48.1	48.2	48.0	47.4	50.2	50.3
Avg. Dist. to Rail [m]	5.8	1.0	1.2	2.6	2.2	1.4	4.5	2.3	2.2	3.0	2.3	1.7	4.8



- [] Ranking at each section and finish
- :-:- No data available at this section
- NA No data available

Horse/Jockey Name	Hoof It Hagrid/R E Harrison
Finish Rank	14
Fastest Section Time (Section)	0:14.42 (800-600)
Top Speed [km/h] (Section)	51.3 (800-600)
Race State	Finished



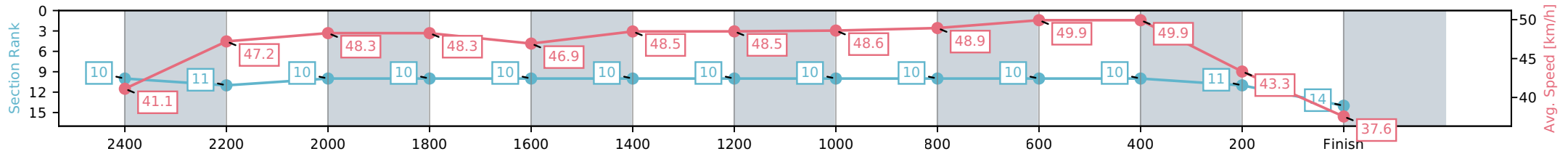
NZ Metropolitan Trotting Club Inc Harness
 Race 2: 2026 NATIONAL YEARLING SALE 16th & 18th
 FEBRUARY HCP TROT - 2600m



13 February 2026 - 5:03PM

Weather: Cloudy

Section	L2600	L2400	L2200	L2000	L1800	L1600	L1400	L1200	L1000	L800	L600	L400	L200
Section Times	3:27.30 (0:19.37)	3:07.93 [11] (0:15.68)	2:52.24 [10] (0:15.32)	2:36.92 [10] (0:14.91)	2:22.01 [10] (0:15.75)	2:06.27 [10] (0:15.23)	1:51.04 [10] (0:14.85)	1:36.19 [10] (0:15.19)	1:21.00 [10] (0:15.07)	1:05.93 [10] (0:14.42)	0:51.51 [10] (0:15.02)	0:36.49 [11] (0:17.38)	0:19.10 [14] (0:19.10)
Average Speed [km/h]	41.1	47.2	48.3	48.3	46.9	48.5	48.5	48.6	48.9	49.9	49.9	43.3	37.6
Top Speed [km/h]	48.6	48.8	49.1	50.6	49.1	49.1	49.7	49.7	50.2	51.3	51.2	50.0	40.9
Avg. Dist. to Rail [m]	9.3	3.6	3.9	4.4	4.0	3.5	5.6	3.1	3.4	4.8	5.7	7.5	9.3



- [] Ranking at each section and finish
- :-:- No data available at this section
- NA No data available

Horse/Jockey Name	Father Mike/L D McCormick
Finish Rank	15
Fastest Section Time (Section)	0:14.14 (200-0)
Top Speed [km/h] (Section)	52.0 (200-0)
Race State	Finished



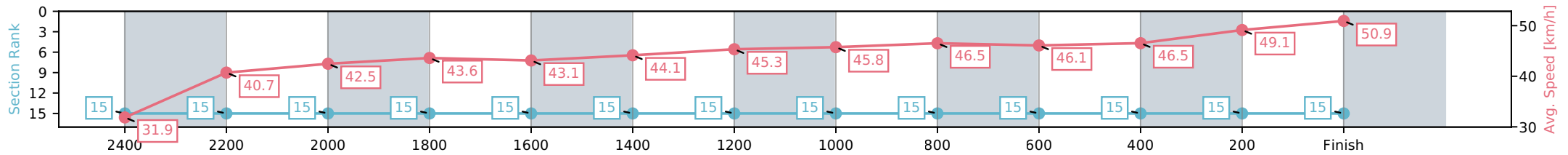
NZ Metropolitan Trotting Club Inc Harness
 Race 2: 2026 NATIONAL YEARLING SALE 16th & 18th
 FEBRUARY HCP TROT - 2600m



13 February 2026 - 5:03PM

Weather: Cloudy

Section	L2600	L2400	L2200	L2000	L1800	L1600	L1400	L1200	L1000	L800	L600	L400	L200
Section Times	3:35.70 (0:23.35)	3:12.35 [15] (0:17.99)	2:54.36 [15] (0:17.16)	2:37.19 [15] (0:16.51)	2:20.68 [15] (0:16.86)	2:03.82 [15] (0:16.44)	1:47.38 [15] (0:15.88)	1:31.50 [15] (0:15.88)	1:15.62 [15] (0:15.56)	1:00.06 [15] (0:15.62)	0:44.43 [15] (0:15.57)	0:28.86 [15] (0:14.72)	0:14.14 [15] (0:14.14)
Average Speed [km/h]	31.9	40.7	42.5	43.6	43.1	44.1	45.3	45.8	46.5	46.1	46.5	49.1	50.9
Top Speed [km/h]	38.6	44.5	45.8	45.6	44.1	46.1	46.2	47.2	47.3	47.1	47.8	50.9	52.0
Avg. Dist. to Rail [m]	10.2	2.5	2.2	1.4	1.6	1.2	3.0	1.2	0.9	1.4	1.1	1.0	2.8



- [] Ranking at each section and finish
- :-:- No data available at this section
- NA No data available