



NZ Metropolitan Trotting Club Inc Harness
 Race 4: FAHEY FENCE HIRE HANDICAP PACE - 2600m
 13 February 2026 - 6:06PM



Weather: Cloudy

Field Times (Race Tempo) 3:16.03 (0:16.32) 2:59.71 (0:14.90) 2:44.81 (0:15.42) 2:29.39 (0:15.72) 2:13.67 (0:15.69) 1:57.98 (0:15.74) 1:42.24 (0:14.99) 1:27.25 (0:15.55)

Rank	TAB#	Horse	Overall Time	First 400m	Top Speed km/h (Section)	L2600	L2400	L2200	L2000	L1800	L1600	L1400	L1200
	(BAR#)	Driver	Margin (DT-W)	Last 600m	Fastest Section (Time)	Start - 2400	2400 - 2200	2200 - 2000	2000 - 1800	1800 - 1600	1600 - 1400	1400 - 1200	1200 - 1000
1	3	Seaside Pond	3:16.03	0:31.22	56.0 (400-200)	3:16.03	2:59.71 [1]	2:44.81 [1]	2:29.39 [1]	2:13.67 [1]	1:57.98 [1]	1:42.24 [1]	1:27.25 [1]
	(3)	J W Cox		0:41.25	400-200 (0:13.18)	(0:16.32)	(0:14.90)	(0:15.42)	(0:15.72)	(0:15.69)	(0:15.74)	(0:14.99)	(0:15.55)
2	4	Foliejon Star	3:16.14	0:31.56	56.0 (400-200)	3:16.14	2:59.48 [2]	2:44.58 [2]	2:29.15 [2]	2:13.45 [2]	1:57.79 [2]	1:42.03 [2]	1:27.06 [2]
	(4)	S J Tomlinson	0.6L (+1)	0:41.08	400-200 (0:13.16)	(0:16.66)	(0:14.90)	(0:15.43)	(0:15.70)	(0:15.65)	(0:15.76)	(0:14.97)	(0:15.54)
3	7	Ukraine	3:16.45	0:34.77	56.3 (400-200)	3:16.45	2:57.43 [6]	2:41.69 [6]	2:25.97 [6]	2:10.66 [6]	1:56.46 [6]	1:41.23 [6]	1:26.57 [6]
	(3)	S W Hill	2.5L (+17)	0:41.03	400-200 (0:13.17)	(0:19.02)	(0:15.75)	(0:15.72)	(0:15.31)	(0:14.20)	(0:15.23)	(0:14.66)	(0:15.40)
4	5	Stormy Vista	3:16.93	0:34.45	56.0 (400-200)	3:16.93	2:58.13 [5]	2:42.48 [5]	2:26.75 [5]	2:11.46 [5]	1:57.24 [5]	1:42.02 [5]	1:27.11 [5]
	(1)	S J Ottley	5.3L (+0)	0:41.24	400-200 (0:13.24)	(0:18.80)	(0:15.65)	(0:15.73)	(0:15.29)	(0:14.22)	(0:15.22)	(0:14.91)	(0:15.47)
5	1	Miki Brown	3:17.48	0:33.99	54.8 (200-0)	3:17.48	2:59.02 [4]	2:43.49 [4]	2:27.73 [4]	2:12.52 [4]	1:58.20 [3]	1:43.00 [3]	1:28.03 [3]
	(1)	K A Butt	8.6L (+7)	0:42.12	400-200 (0:13.62)	(0:18.46)	(0:15.53)	(0:15.76)	(0:15.21)	(0:14.32)	(0:15.20)	(0:14.96)	(0:15.49)
6	8	Style Council	3:17.55	0:35.15	55.3 (400-200)	3:17.55	2:58.21 [7]	2:42.40 [7]	2:26.71 [7]	2:11.37 [7]	1:57.05 [7]	1:42.01 [7]	1:27.29 [7]
	(U1)	K G Cameron	9.0L (+9)	0:41.78	400-200 (0:13.44)	(0:19.34)	(0:15.81)	(0:15.70)	(0:15.34)	(0:14.32)	(0:15.04)	(0:14.72)	(0:15.36)
7	2	Playing With Stars	3:29.71	0:33.53	50.6 (1800-1600)	3:29.71	3:11.66 [3]	2:56.18 [3]	2:40.32 [3]	2:24.99 [3]	2:10.20 [4]	1:54.94 [4]	1:40.13 [4]
	(2)	John R Dunn	80.5L (+21)	0:54.58	800-600 (0:14.78)	(0:18.05)	(0:15.48)	(0:15.86)	(0:15.33)	(0:14.80)	(0:15.25)	(0:14.81)	(0:15.40)

Scratched: Carbon (#6)

[] Position in running at each section and finish TAB# Saddle cloth number
 --- No data available at this section BAR# Barrier/Gate Position
 NA No data available DNF Did not finish

Fastest split
 Fastest section

DNT Did not track DT-W Distance travelled compared to winner in metres
 Horse/Jockey Name Seaside Pond/J W Cox

NZ Metropolitan Trotting Club Inc Harness

Race 4: FAHEY FENCE HIRE HANDICAP PACE - 2600m

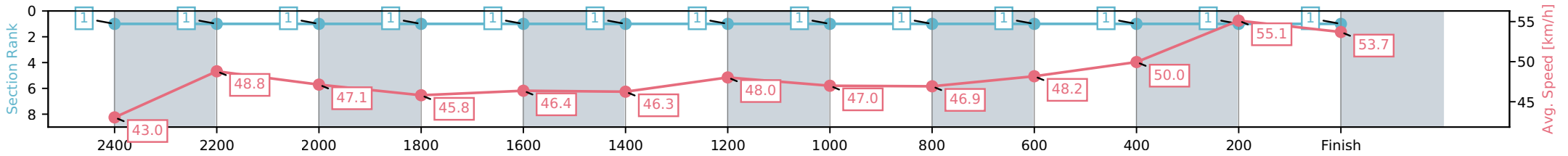


13 February 2026 - 6:06PM

Weather: Cloudy

Finish Rank	1
Fastest Section Time (Section)	0:13.18 (400-200)
Top Speed [km/h] (Section)	56.0 (400-200)
Race State	Finished

Section	L2600	L2400	L2200	L2000	L1800	L1600	L1400	L1200	L1000	L800	L600	L400	L200
Section Times	3:16.03 (0:16.32)	2:59.71 [1] (0:14.90)	2:44.81 [1] (0:15.42)	2:29.39 [1] (0:15.72)	2:13.67 [1] (0:15.69)	1:57.98 [1] (0:15.74)	1:42.24 [1] (0:14.99)	1:27.25 [1] (0:15.55)	1:11.70 [1] (0:15.50)	0:56.20 [1] (0:14.95)	0:41.25 [1] (0:14.65)	0:26.60 [1] (0:13.18)	0:13.42 [1] (0:13.42)
Average Speed [km/h]	43.0	48.8	47.1	45.8	46.4	46.3	48.0	47.0	46.9	48.2	50.0	55.1	53.7
Top Speed [km/h]	50.8	50.9	48.0	47.4	46.9	47.2	48.4	48.1	48.0	49.2	52.5	56.0	55.8
Avg. Dist. to Rail [m]	6.4	1.5	1.6	2.1	1.8	1.6	4.0	1.9	1.7	2.0	2.4	1.5	4.3



[] Ranking at each section and finish
 -:-:- No data available at this section
 NA No data available

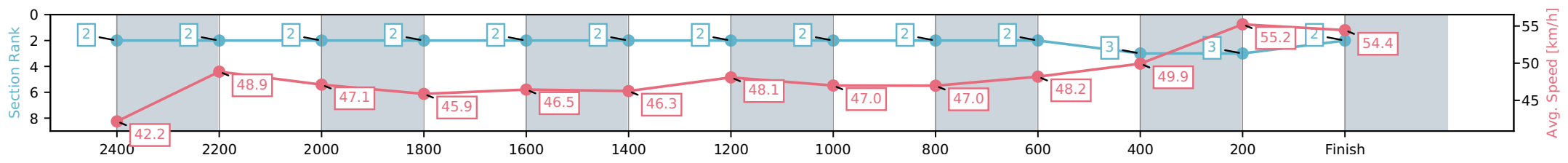
Horse/Jockey Name	Foliejon Star/S J Tomlinson
Finish Rank	2
Fastest Section Time (Section)	0:13.16 (400-200)
Top Speed [km/h] (Section)	56.0 (400-200)
Race State	Finished



NZ Metropolitan Trotting Club Inc Harness
 Race 4: FAHEY FENCE HIRE HANDICAP PACE - 2600m
 13 February 2026 - 6:06PM
 Weather: Cloudy



Section	L2600	L2400	L2200	L2000	L1800	L1600	L1400	L1200	L1000	L800	L600	L400	L200
Section Times	3:16.14 (0:16.66)	2:59.48 [2] (0:14.90)	2:44.58 [2] (0:15.43)	2:29.15 [2] (0:15.70)	2:13.45 [2] (0:15.65)	1:57.79 [2] (0:15.76)	1:42.03 [2] (0:14.97)	1:27.06 [2] (0:15.54)	1:11.52 [2] (0:15.49)	0:56.02 [2] (0:14.95)	0:41.08 [3] (0:14.67)	0:26.41 [3] (0:13.16)	0:13.25 [2] (0:13.25)
Average Speed [km/h]	42.2	48.9	47.1	45.9	46.5	46.3	48.1	47.0	47.0	48.2	49.9	55.2	54.4
Top Speed [km/h]	51.2	51.4	48.0	47.2	47.2	47.3	48.6	48.1	48.2	49.4	52.2	56.0	55.8
Avg. Dist. to Rail [m]	7.5	1.6	1.7	2.2	1.8	1.8	3.8	1.9	1.7	2.1	2.4	1.6	1.7



[] Ranking at each section and finish
 -:-:- No data available at this section
 NA No data available

Horse/Jockey Name	Ukraine/S W Hill
Finish Rank	3
Fastest Section Time (Section)	0:13.17 (400-200)
Top Speed [km/h] (Section)	56.3 (400-200)
Race State	Finished



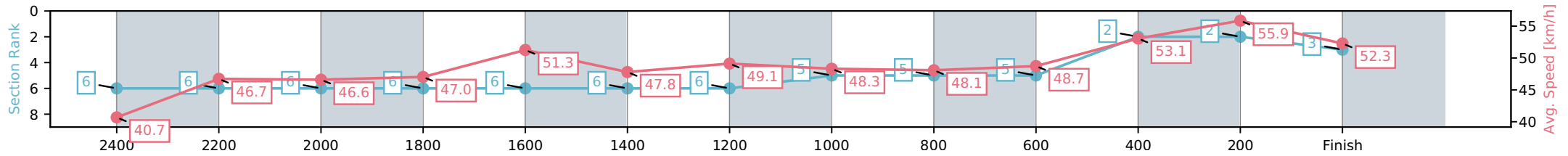
NZ Metropolitan Trotting Club Inc Harness
 Race 4: FAHEY FENCE HIRE HANDICAP PACE - 2600m



13 February 2026 - 6:06PM

Weather: Cloudy

Section	L2600	L2400	L2200	L2000	L1800	L1600	L1400	L1200	L1000	L800	L600	L400	L200
Section Times	3:16.45 (0:19.02)	2:57.43 [6] (0:15.75)	2:41.69 [6] (0:15.72)	2:25.97 [6] (0:15.31)	2:10.66 [6] (0:14.20)	1:56.46 [6] (0:15.23)	1:41.23 [6] (0:14.66)	1:26.57 [5] (0:15.40)	1:11.17 [5] (0:15.36)	0:55.81 [5] (0:14.78)	0:41.03 [2] (0:14.09)	0:26.94 [2] (0:13.17)	0:13.77 [3] (0:13.77)
Average Speed [km/h]	40.7	46.7	46.6	47.0	51.3	47.8	49.1	48.3	48.1	48.7	53.1	55.9	52.3
Top Speed [km/h]	46.1	47.9	47.9	49.1	52.6	49.3	49.9	49.2	49.0	49.2	55.3	56.3	55.6
Avg. Dist. to Rail [m]	5.7	2.9	2.5	2.9	1.8	1.7	5.4	4.1	3.6	4.0	5.0	3.4	5.9



- [] Ranking at each section and finish
- :-:- No data available at this section
- NA No data available

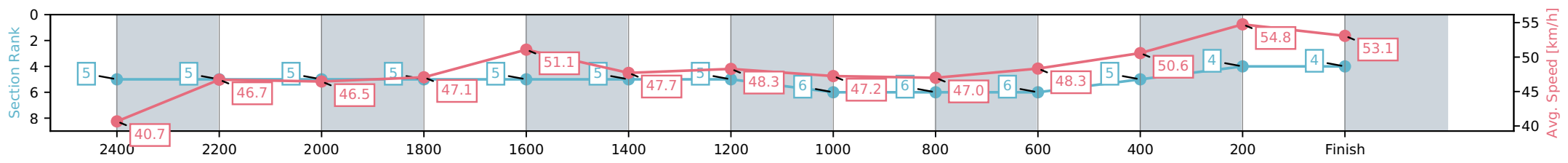
Horse/Jockey Name	Stormy Vista/S J Ottley
Finish Rank	4
Fastest Section Time (Section)	0:13.24 (400-200)
Top Speed [km/h] (Section)	56.0 (400-200)
Race State	Finished



NZ Metropolitan Trotting Club Inc Harness
 Race 4: FAHEY FENCE HIRE HANDICAP PACE - 2600m
 13 February 2026 - 6:06PM
 Weather: Cloudy



Section	L2600	L2400	L2200	L2000	L1800	L1600	L1400	L1200	L1000	L800	L600	L400	L200
Section Times	3:16.93 (0:18.80)	2:58.13 [5] (0:15.65)	2:42.48 [5] (0:15.73)	2:26.75 [5] (0:15.29)	2:11.46 [5] (0:14.22)	1:57.24 [5] (0:15.22)	1:42.02 [5] (0:14.91)	1:27.11 [6] (0:15.47)	1:11.64 [6] (0:15.50)	0:56.14 [6] (0:14.90)	0:41.24 [5] (0:14.44)	0:26.80 [4] (0:13.24)	0:13.56 [4] (0:13.56)
Average Speed [km/h]	40.7	46.7	46.5	47.1	51.1	47.7	48.3	47.2	47.0	48.3	50.6	54.8	53.1
Top Speed [km/h]	47.5	47.5	47.7	49.1	51.9	49.3	48.8	48.0	48.6	49.6	52.5	56.0	56.0
Avg. Dist. to Rail [m]	3.8	2.0	2.1	2.6	1.4	1.4	3.5	2.0	1.8	2.2	2.2	1.2	1.3



[] Ranking at each section and finish
 -:-:- No data available at this section
 NA No data available

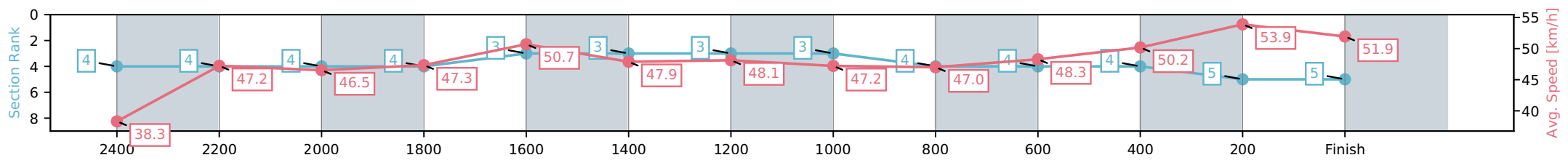
Horse/Jockey Name	Miki Brown/K A Butt
Finish Rank	5
Fastest Section Time (Section)	0:13.62 (400-200)
Top Speed [km/h] (Section)	54.8 (200-0)
Race State	Finished



NZ Metropolitan Trotting Club Inc Harness
 Race 4: FAHEY FENCE HIRE HANDICAP PACE - 2600m
 13 February 2026 - 6:06PM
 Weather: Cloudy



Section	L2600	L2400	L2200	L2000	L1800	L1600	L1400	L1200	L1000	L800	L600	L400	L200
Section Times	3:17.48 (0:18.46)	2:59.02 [4] (0:15.53)	2:43.49 [4] (0:15.76)	2:27.73 [4] (0:15.21)	2:12.52 [3] (0:14.32)	1:58.20 [3] (0:15.20)	1:43.00 [3] (0:14.96)	1:28.03 [3] (0:15.49)	1:12.54 [4] (0:15.50)	0:57.04 [4] (0:14.93)	0:42.12 [4] (0:14.66)	0:27.46 [5] (0:13.62)	0:13.84 [5] (0:13.84)
Average Speed [km/h]	38.3	47.2	46.5	47.3	50.7	47.9	48.1	47.2	47.0	48.3	50.2	53.9	51.9
Top Speed [km/h]	47.2	48.1	47.2	50.5	51.8	49.5	48.4	48.0	48.4	49.6	51.9	54.8	54.8
Avg. Dist. to Rail [m]	2.7	2.4	2.5	2.4	1.3	1.6	3.4	2.0	1.7	2.0	2.8	2.9	2.9



[] Ranking at each section and finish
 -:-:- No data available at this section
 NA No data available

Horse/Jockey Name	Style Council/K G Cameron
Finish Rank	6
Fastest Section Time (Section)	0:13.44 (400-200)
Top Speed [km/h] (Section)	55.3 (400-200)
Race State	Finished



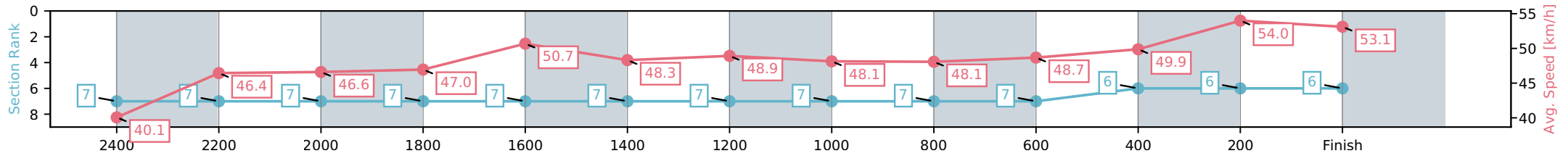
NZ Metropolitan Trotting Club Inc Harness
 Race 4: FAHEY FENCE HIRE HANDICAP PACE - 2600m



13 February 2026 - 6:06PM

Weather: Cloudy

Section	L2600	L2400	L2200	L2000	L1800	L1600	L1400	L1200	L1000	L800	L600	L400	L200
Section Times	3:17.55 (0:19.34)	2:58.21 [7] (0:15.81)	2:42.40 [7] (0:15.70)	2:26.71 [7] (0:15.34)	2:11.37 [7] (0:14.32)	1:57.05 [7] (0:15.04)	1:42.01 [7] (0:14.72)	1:27.29 [7] (0:15.36)	1:11.93 [7] (0:15.34)	0:56.58 [7] (0:14.80)	0:41.79 [6] (0:14.78)	0:27.00 [6] (0:13.44)	0:13.56 [6] (0:13.56)
Average Speed [km/h]	40.1	46.4	46.6	47.0	50.7	48.3	48.9	48.1	48.1	48.7	49.9	54.0	53.1
Top Speed [km/h]	49.6	47.9	48.1	48.6	51.8	51.0	49.5	49.0	49.0	49.3	51.8	55.3	55.3
Avg. Dist. to Rail [m]	6.6	2.6	2.4	2.9	1.6	1.5	4.9	3.3	3.6	4.4	3.7	1.4	4.8



- [] Ranking at each section and finish
- :-:- No data available at this section
- NA No data available

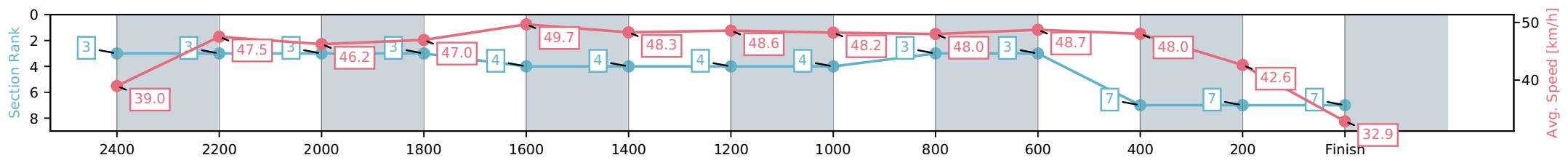
Horse/Jockey Name	Playing With Stars/John R Dunn
Finish Rank	7
Fastest Section Time (Section)	0:14.78 (800-600)
Top Speed [km/h] (Section)	50.6 (1800-1600)
Race State	Finished



NZ Metropolitan Trotting Club Inc Harness
 Race 4: FAHEY FENCE HIRE HANDICAP PACE - 2600m
 13 February 2026 - 6:06PM
 Weather: Cloudy



Section	L2600	L2400	L2200	L2000	L1800	L1600	L1400	L1200	L1000	L800	L600	L400	L200
Section Times	3:29.71 (0:18.05)	3:11.66 [3] (0:15.48)	2:56.18 [3] (0:15.86)	2:40.32 [3] (0:15.33)	2:24.99 [4] (0:14.80)	2:10.20 [4] (0:15.25)	1:54.94 [4] (0:14.81)	1:40.13 [4] (0:15.40)	1:24.73 [3] (0:15.38)	1:09.35 [3] (0:14.78)	0:54.58 [7] (0:15.48)	0:39.10 [7] (0:17.37)	0:21.73 [7] (0:21.73)
Average Speed [km/h]	39.0	47.5	46.2	47.0	49.7	48.3	48.6	48.2	48.0	48.7	48.0	42.6	32.9
Top Speed [km/h]	48.8	48.4	47.4	49.1	50.6	49.5	49.2	49.1	49.0	49.1	48.5	47.8	38.1
Avg. Dist. to Rail [m]	5.1	2.8	2.6	2.8	3.0	3.0	5.5	3.8	3.5	3.8	4.3	4.0	5.4



[] Ranking at each section and finish
 -:-:- No data available at this section
 NA No data available