



NZ Metropolitan Trotting Club Inc Harness  
 Race 7: LAMB & HAYWARD TROTTERS' CLASSIC (HANDICAP TROT). (Gr3) - 2600m  
 13 February 2026 - 7:45PM



Weather: Cloudy

Field Times (Race Tempo) 3:17.06 (0:16.72) 3:00.34 (0:14.13) 2:46.21 (0:15.46) 2:30.75 (0:16.43) 2:14.32 (0:16.70) 1:57.62 (0:16.08) 1:41.55 (0:14.54) 1:27.00 (0:13.69)

Rank	TAB#	Horse	Overall Time	First 400m	Top Speed km/h (Section)	L2600	L2400	L2200	L2000	L1800	L1600	L1400	L1200
	(BAR#)	Driver	Margin (DT-W)	Last 600m	Fastest Section (Time)	Start - 2400	2400 - 2200	2200 - 2000	2000 - 1800	1800 - 1600	1600 - 1400	1400 - 1200	1200 - 1000
1	11	Eurostyle	3:17.06	0:32.94	54.1 (1200-1000)	3:17.06	2:58.85 [8]	2:44.12 [8]	2:28.15 [8]	2:12.11 [8]	1:56.08 [8]	1:40.72 [6]	1:27.00 [1]
	(4)	K A Butt		0:43.47	1200-1000 (0:13.69)	(0:18.21)	(0:14.73)	(0:15.98)	(0:16.04)	(0:16.03)	(0:15.36)	(0:13.72)	(0:13.69)
2	9	Midnight Dash	3:17.65	0:32.16	54.3 (1200-1000)	3:17.65	2:59.70 [7]	2:45.49 [6]	2:29.44 [6]	2:13.41 [6]	1:57.39 [4]	1:41.78 [3]	1:27.11 [4]
	(2)	G N Thornley	3.3L (+6)	0:43.56	1200-1000 (0:13.94)	(0:17.95)	(0:14.21)	(0:16.04)	(0:16.03)	(0:16.02)	(0:15.61)	(0:14.67)	(0:13.94)
3	5	Bounce N Beyond	3:17.76	0:31.87	53.3 (1200-1000)	3:17.76	3:00.12 [5]	2:45.89 [5]	2:29.93 [5]	2:13.67 [5]	1:56.98 [7]	1:41.07 [9]	1:26.58 [8]
	(2)	John R Dunn	3.9L (-3)	0:43.32	200-0 (0:13.84)	(0:17.64)	(0:14.23)	(0:15.97)	(0:16.25)	(0:16.70)	(0:15.90)	(0:14.49)	(0:13.98)
4	3	George Eliot	3:18.28	0:31.53	53.7 (2400-2200)	3:18.28	3:01.01 [4]	2:46.76 [4]	2:30.79 [4]	2:14.51 [4]	1:57.82 [5]	1:41.80 [7]	1:27.02 [9]
	(3)	R D Close	6.8L (-12)	0:43.49	200-0 (0:13.92)	(0:17.27)	(0:14.26)	(0:15.97)	(0:16.28)	(0:16.69)	(0:16.02)	(0:14.78)	(0:14.15)
5	8	Mr Love	3:18.49	0:33.97	55.0 (1200-1000)	3:18.49	2:59.47 [10]	2:44.52 [10]	2:29.24 [10]	2:13.20 [10]	1:57.17 [10]	1:41.83 [8]	1:28.27 [2]
	(1)	B N Orange	7.9L (+4)	0:44.69	1400-1200 (0:13.56)	(0:19.02)	(0:14.95)	(0:15.28)	(0:16.04)	(0:16.03)	(0:15.34)	(0:13.56)	(0:13.88)
6	1	Paris Prince	3:18.54	0:31.16	52.8 (2400-2200)	3:18.54	3:01.82 [1]	2:47.38 [3]	2:31.42 [3]	2:15.13 [3]	1:58.42 [3]	1:42.39 [4]	1:27.58 [7]
	(1)	S J Thornley	8.2L (-17)	0:44.13	1200-1000 (0:14.14)	(0:16.72)	(0:14.44)	(0:15.96)	(0:16.28)	(0:16.71)	(0:16.03)	(0:14.82)	(0:14.14)
7	6	Father Time	3:18.83	0:30.91	56.0 (2400-2200)	3:18.83	3:01.84 [3]	2:47.91 [2]	2:32.52 [1]	2:16.10 [1]	1:59.39 [1]	1:43.32 [1]	1:28.47 [3]
	(3)	T M Williams	9.8L (-11)	0:44.90	1200-1000 (0:13.88)	(0:16.99)	(0:13.92)	(0:15.39)	(0:16.43)	(0:16.70)	(0:16.08)	(0:14.85)	(0:13.88)
8	4	Nellie Doyle	3:25.49	0:30.85	55.2 (2400-2200)	3:25.49	3:08.57 [2]	2:54.64 [1]	2:38.74 [2]	2:22.41 [2]	2:05.69 [2]	1:49.64 [2]	1:34.82 [5]
	(1)	S J Ottley	46.9L (-14)	0:49.31	2400-2200 (0:13.93)	(0:16.92)	(0:13.93)	(0:15.90)	(0:16.33)	(0:16.71)	(0:16.05)	(0:14.82)	(0:14.09)
9	7	Empire City	3:25.52	0:32.27	53.5 (1200-1000)	3:25.52	3:07.80 [6]	2:53.25 [7]	2:36.97 [7]	2:20.94 [7]	2:04.93 [6]	1:49.32 [5]	1:34.64 [6]
	(4)	Brad Williamson	47.0L (+8)	0:46.90	1200-1000 (0:13.97)	(0:17.72)	(0:14.55)	(0:16.28)	(0:16.04)	(0:16.00)	(0:15.61)	(0:14.68)	(0:13.97)
10	10	Love N The Port	3:44.78	0:33.54	52.8 (1200-1000)	3:44.78	3:26.12 [9]	3:11.24 [9]	2:55.68 [9]	2:39.81 [9]	2:23.63 [9]	2:07.73 [10]	1:53.25 [10]
	(3)	S W Hill	154.0L (-2)	0:55.77	1200-1000 (0:14.12)	(0:18.66)	(0:14.88)	(0:15.56)	(0:15.87)	(0:16.18)	(0:15.89)	(0:14.49)	(0:14.12)

Scratched: Roydon Muscle (#2)



DNT Did not track  
Horse/Jockey Name Eurostyle/K A Butt

Finish Rank	1
Fastest Section Time (Section)	0:13.69 (1200-1000)
Top Speed [km/h] (Section)	54.1 (1200-1000)
Race State	Finished



NZ Metropolitan Trotting Club Inc Harness

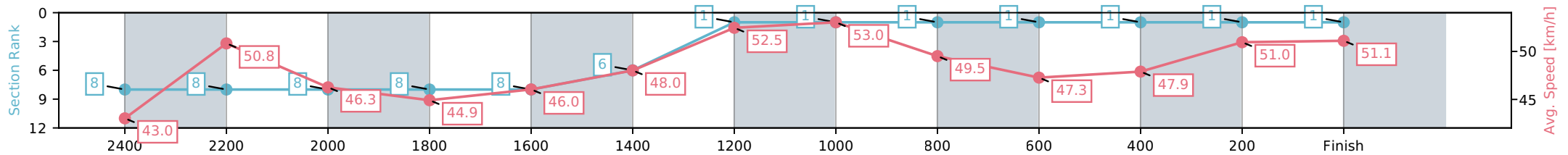
Race 7: LAMB & HAYWARD TROTTERS' CLASSIC  
(HANDICAP TROT). (Gr3) - 2600m



13 February 2026 - 7:45PM

Weather: Cloudy

Section	L2600	L2400	L2200	L2000	L1800	L1600	L1400	L1200	L1000	L800	L600	L400	L200
Section Times	3:17.06 (0:18.21)	2:58.85 [8] (0:14.73)	2:44.12 [8] (0:15.98)	2:28.15 [8] (0:16.04)	2:12.11 [8] (0:16.03)	1:56.08 [6] (0:15.36)	1:40.72 [1] (0:13.72)	1:27.00 [1] (0:13.69)	1:13.31 [1] (0:14.62)	0:58.69 [1] (0:15.23)	0:43.46 [1] (0:15.14)	0:28.32 [1] (0:14.22)	0:14.11 [1] (0:14.11)
Average Speed [km/h]	43.0	50.8	46.3	44.9	46.0	48.0	52.5	53.0	49.5	47.3	47.9	51.0	51.1
Top Speed [km/h]	51.0	51.7	50.2	46.0	46.5	51.0	53.3	54.1	52.1	48.1	49.2	51.8	52.0
Avg. Dist. to Rail [m]	10.3	5.4	3.7	4.2	4.2	3.5	6.6	1.1	0.9	1.3	1.1	1.5	4.9



[ ] Ranking at each section and finish  
 -:-:- No data available at this section  
 NA No data available

Horse/Jockey Name	Midnight Dash/G N Thornley
Finish Rank	2
Fastest Section Time (Section)	0:13.94 (1200-1000)
Top Speed [km/h] (Section)	54.3 (1200-1000)
Race State	Finished



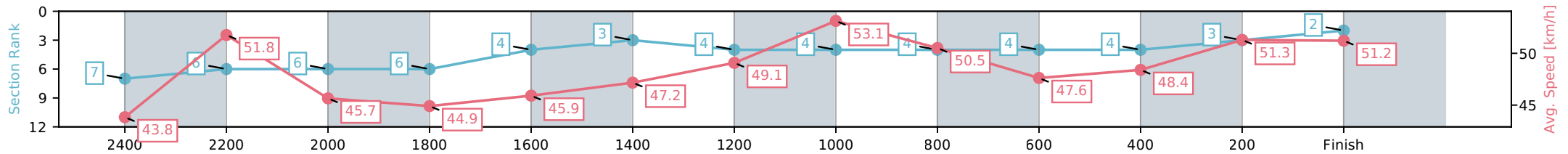
NZ Metropolitan Trotting Club Inc Harness  
 Race 7: LAMB & HAYWARD TROTTERS' CLASSIC  
 (HANDICAP TROT). (Gr3) - 2600m



13 February 2026 - 7:45PM

Weather: Cloudy

Section	L2600	L2400	L2200	L2000	L1800	L1600	L1400	L1200	L1000	L800	L600	L400	L200
Section Times	3:17.65 (0:17.95)	2:59.70 [6] (0:14.21)	2:45.49 [6] (0:16.04)	2:29.44 [6] (0:16.03)	2:13.41 [4] (0:16.02)	1:57.39 [3] (0:15.61)	1:41.78 [4] (0:14.67)	1:27.11 [4] (0:13.94)	1:13.17 [4] (0:14.48)	0:58.68 [4] (0:15.12)	0:43.56 [4] (0:15.16)	0:28.40 [3] (0:14.36)	0:14.04 [2] (0:14.04)
Average Speed [km/h]	43.8	51.8	45.7	44.9	45.9	47.2	49.1	53.1	50.5	47.6	48.4	51.3	51.2
Top Speed [km/h]	52.2	53.4	50.5	45.8	46.4	47.9	52.5	54.3	53.4	48.6	50.3	53.2	52.7
Avg. Dist. to Rail [m]	13.0	3.0	2.5	3.6	3.6	3.2	6.2	3.5	2.5	3.0	2.8	3.8	7.9



- [ ] Ranking at each section and finish
- :-:- No data available at this section
- NA No data available

Horse/Jockey Name	Bounce N Beyond/John R Dunn
Finish Rank	3
Fastest Section Time (Section)	0:13.84 (200-0)
Top Speed [km/h] (Section)	53.3 (1200-1000)
Race State	Finished



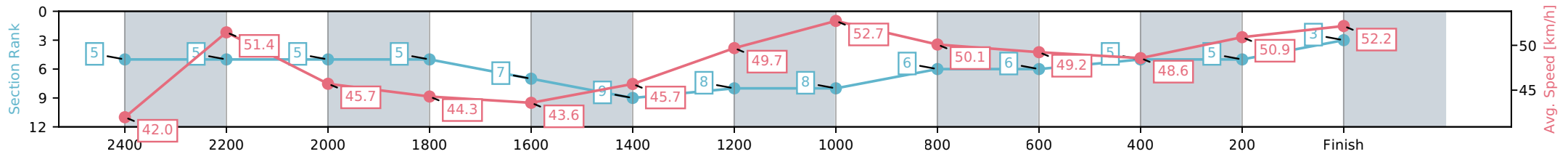
NZ Metropolitan Trotting Club Inc Harness  
 Race 7: LAMB & HAYWARD TROTTERS' CLASSIC  
 (HANDICAP TROT). (Gr3) - 2600m



13 February 2026 - 7:45PM

Weather: Cloudy

Section	L2600	L2400	L2200	L2000	L1800	L1600	L1400	L1200	L1000	L800	L600	L400	L200
Section Times	3:17.76 (0:17.64)	3:00.12 [5] (0:14.23)	2:45.89 [5] (0:15.97)	2:29.93 [5] (0:16.25)	2:13.67 [7] (0:16.70)	1:56.98 [9] (0:15.90)	1:41.07 [8] (0:14.49)	1:26.58 [8] (0:13.98)	1:12.61 [6] (0:14.67)	0:57.94 [6] (0:14.62)	0:43.32 [5] (0:15.11)	0:28.21 [5] (0:14.37)	0:13.84 [3] (0:13.84)
Average Speed [km/h]	42.0	51.4	45.7	44.3	43.6	45.7	49.7	52.7	50.1	49.2	48.6	50.9	52.2
Top Speed [km/h]	51.0	53.2	49.2	45.3	44.7	49.3	51.7	53.3	52.7	50.9	49.8	52.7	52.8
Avg. Dist. to Rail [m]	11.7	2.3	1.9	2.2	2.1	1.5	5.8	3.0	3.0	3.3	2.8	2.9	7.9



- [ ] Ranking at each section and finish
- :-:- No data available at this section
- NA No data available

Horse/Jockey Name	George Eliot/R D Close
Finish Rank	4
Fastest Section Time (Section)	0:13.92 (200-0)
Top Speed [km/h] (Section)	53.7 (2400-2200)
Race State	Finished



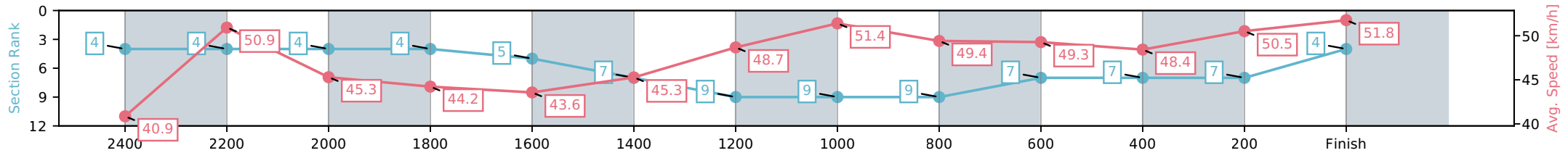
NZ Metropolitan Trotting Club Inc Harness  
 Race 7: LAMB & HAYWARD TROTTERS' CLASSIC  
 (HANDICAP TROT). (Gr3) - 2600m



13 February 2026 - 7:45PM

Weather: Cloudy

Section	L2600	L2400	L2200	L2000	L1800	L1600	L1400	L1200	L1000	L800	L600	L400	L200
Section Times	3:18.28 (0:17.27)	3:01.01 [4] (0:14.26)	2:46.76 [4] (0:15.97)	2:30.79 [4] (0:16.28)	2:14.51 [5] (0:16.69)	1:57.82 [7] (0:16.02)	1:41.80 [9] (0:14.78)	1:27.02 [9] (0:14.15)	1:12.86 [9] (0:14.76)	0:58.10 [7] (0:14.61)	0:43.49 [7] (0:15.11)	0:28.39 [7] (0:14.46)	0:13.92 [4] (0:13.92)
Average Speed [km/h]	40.9	50.9	45.3	44.2	43.6	45.3	48.7	51.4	49.4	49.3	48.4	50.5	51.8
Top Speed [km/h]	52.5	53.7	48.4	45.0	44.4	47.5	51.5	51.8	51.8	50.2	49.3	52.4	52.5
Avg. Dist. to Rail [m]	9.7	1.3	0.9	2.1	1.9	1.1	4.0	1.4	2.0	3.1	2.4	2.8	9.2



- [ ] Ranking at each section and finish
- :-:- No data available at this section
- NA No data available

Horse/Jockey Name	Mr Love/B N Orange
Finish Rank	5
Fastest Section Time (Section)	0:13.56 (1400-1200)
Top Speed [km/h] (Section)	55.0 (1200-1000)
Race State	Finished



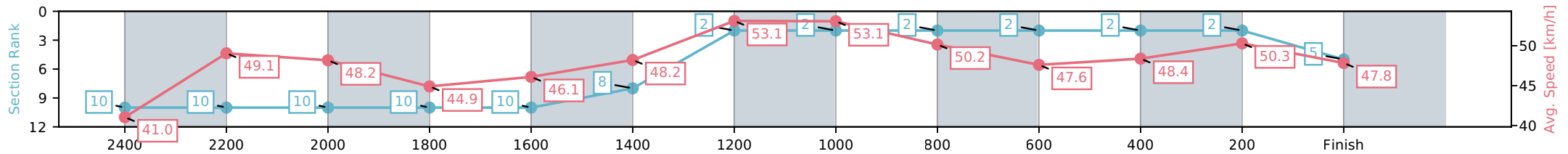
NZ Metropolitan Trotting Club Inc Harness  
 Race 7: LAMB & HAYWARD TROTTERS' CLASSIC  
 (HANDICAP TROT). (Gr3) - 2600m



13 February 2026 - 7:45PM

Weather: Cloudy

Section	L2600	L2400	L2200	L2000	L1800	L1600	L1400	L1200	L1000	L800	L600	L400	L200
Section Times	3:18.49 (0:19.02)	2:59.47 [10] (0:14.95)	2:44.52 [10] (0:15.28)	2:29.24 [10] (0:16.04)	2:13.20 [10] (0:16.03)	1:57.17 [8] (0:15.34)	1:41.83 [2] (0:13.56)	1:28.27 [2] (0:13.88)	1:14.39 [2] (0:14.57)	0:59.82 [2] (0:15.13)	0:44.70 [2] (0:15.15)	0:29.54 [2] (0:14.49)	0:15.05 [5] (0:15.05)
Average Speed [km/h]	41.0	49.1	48.2	44.9	46.1	48.2	53.1	53.1	50.2	47.6	48.4	50.3	47.8
Top Speed [km/h]	49.0	49.8	50.7	46.0	46.6	51.0	54.8	55.0	52.4	48.3	49.6	50.7	50.4
Avg. Dist. to Rail [m]	10.7	2.6	3.2	4.3	4.3	3.9	7.3	2.9	2.2	2.7	2.5	1.9	3.8



- [ ] Ranking at each section and finish
- :-:- No data available at this section
- NA No data available

Horse/Jockey Name	Paris Prince/S J Thornley
Finish Rank	6
Fastest Section Time (Section)	0:14.14 (1200-1000)
Top Speed [km/h] (Section)	52.8 (2400-2200)
Race State	Finished



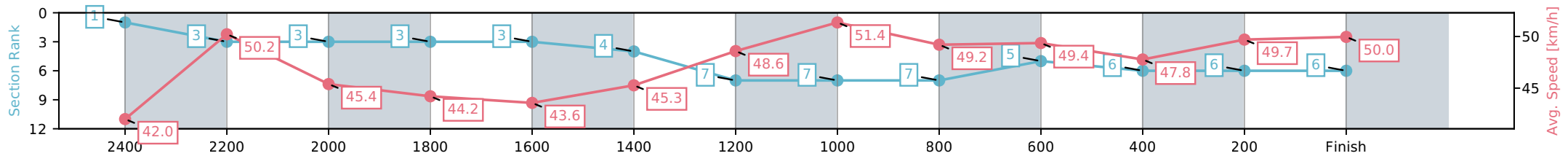
NZ Metropolitan Trotting Club Inc Harness  
 Race 7: LAMB & HAYWARD TROTTERS' CLASSIC  
 (HANDICAP TROT). (Gr3) - 2600m



13 February 2026 - 7:45PM

Weather: Cloudy

Section	L2600	L2400	L2200	L2000	L1800	L1600	L1400	L1200	L1000	L800	L600	L400	L200
Section Times	3:18.54 (0:16.72)	3:01.82 [3] (0:14.44)	2:47.38 [3] (0:15.96)	2:31.42 [3] (0:16.28)	2:15.13 [3] (0:16.71)	1:58.42 [4] (0:16.03)	1:42.39 [7] (0:14.82)	1:27.58 [7] (0:14.14)	1:13.44 [7] (0:14.72)	0:58.72 [5] (0:14.59)	0:44.13 [6] (0:15.15)	0:28.98 [6] (0:14.56)	0:14.42 [6] (0:14.42)
Average Speed [km/h]	42.0	50.2	45.4	44.2	43.6	45.3	48.6	51.4	49.2	49.4	47.8	49.7	50.0
Top Speed [km/h]	52.2	52.8	47.9	44.8	44.5	47.4	51.2	51.6	51.1	50.5	48.5	51.7	52.3
Avg. Dist. to Rail [m]	6.3	1.0	1.0	1.9	2.0	1.2	3.9	1.2	1.2	1.4	1.0	0.8	1.8



- [ ] Ranking at each section and finish
- :-:- No data available at this section
- NA No data available

Horse/Jockey Name	Father Time/T M Williams
Finish Rank	7
Fastest Section Time (Section)	0:13.88 (1200-1000)
Top Speed [km/h] (Section)	56.0 (2400-2200)
Race State	Finished



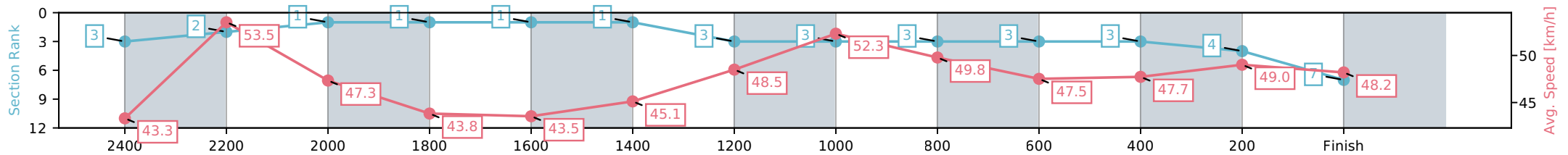
NZ Metropolitan Trotting Club Inc Harness  
 Race 7: LAMB & HAYWARD TROTTERS' CLASSIC  
 (HANDICAP TROT). (Gr3) - 2600m



13 February 2026 - 7:45PM

Weather: Cloudy

Section	L2600	L2400	L2200	L2000	L1800	L1600	L1400	L1200	L1000	L800	L600	L400	L200
Section Times	3:18.83 (0:16.99)	3:01.84 [2] (0:13.92)	2:47.91 [1] (0:15.39)	2:32.52 [1] (0:16.43)	2:16.10 [1] (0:16.70)	1:59.39 [1] (0:16.08)	1:43.32 [3] (0:14.85)	1:28.47 [3] (0:13.88)	1:14.58 [3] (0:14.53)	1:00.05 [3] (0:15.15)	0:44.90 [3] (0:15.20)	0:29.70 [4] (0:14.77)	0:14.93 [7] (0:14.93)
Average Speed [km/h]	43.3	53.5	47.3	43.8	43.5	45.1	48.5	52.3	49.8	47.5	47.7	49.0	48.2
Top Speed [km/h]	55.4	56.0	51.7	44.1	44.1	46.7	50.9	52.8	52.0	48.4	48.2	49.5	49.3
Avg. Dist. to Rail [m]	14.1	4.6	2.0	1.5	1.9	1.1	3.8	1.2	0.7	1.1	1.1	1.2	3.9



- [ ] Ranking at each section and finish
- :-:- No data available at this section
- NA No data available

Horse/Jockey Name	Nellie Doyle/S J Ottley
Finish Rank	8
Fastest Section Time (Section)	0:13.93 (2400-2200)
Top Speed [km/h] (Section)	55.2 (2400-2200)
Race State	Finished



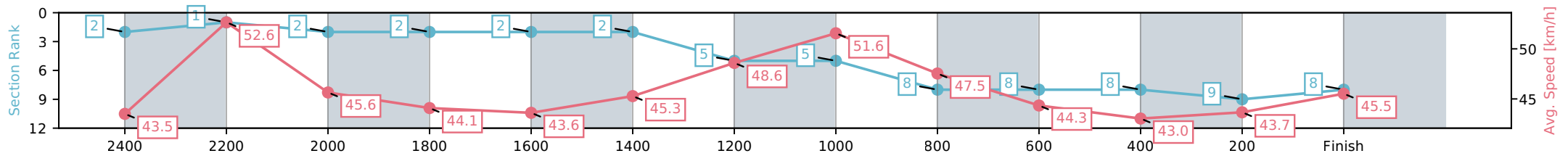
NZ Metropolitan Trotting Club Inc Harness  
 Race 7: LAMB & HAYWARD TROTTERS' CLASSIC  
 (HANDICAP TROT). (Gr3) - 2600m



13 February 2026 - 7:45PM

Weather: Cloudy

Section	L2600	L2400	L2200	L2000	L1800	L1600	L1400	L1200	L1000	L800	L600	L400	L200
Section Times	3:25.49 (0:16.92)	3:08.57 [1] (0:13.93)	2:54.64 [2] (0:15.90)	2:38.74 [2] (0:16.33)	2:22.41 [2] (0:16.71)	2:05.69 [2] (0:16.05)	1:49.64 [5] (0:14.82)	1:34.82 [5] (0:14.09)	1:20.73 [8] (0:15.19)	1:05.54 [8] (0:16.24)	0:49.30 [8] (0:16.91)	0:32.40 [9] (0:16.60)	0:15.80 [8] (0:15.80)
Average Speed [km/h]	43.5	52.6	45.6	44.1	43.6	45.3	48.6	51.6	47.5	44.3	43.0	43.7	45.5
Top Speed [km/h]	53.9	55.2	49.3	44.9	44.5	47.1	51.1	52.2	51.7	46.7	46.6	46.3	46.6
Avg. Dist. to Rail [m]	10.5	2.5	1.3	2.0	2.2	1.4	4.0	1.2	0.6	1.3	1.7	1.3	4.1



- [ ] Ranking at each section and finish
- :-:- No data available at this section
- NA No data available

Horse/Jockey Name	Empire City/Brad Williamson
Finish Rank	9
Fastest Section Time (Section)	0:13.97 (1200-1000)
Top Speed [km/h] (Section)	53.5 (1200-1000)
Race State	Finished



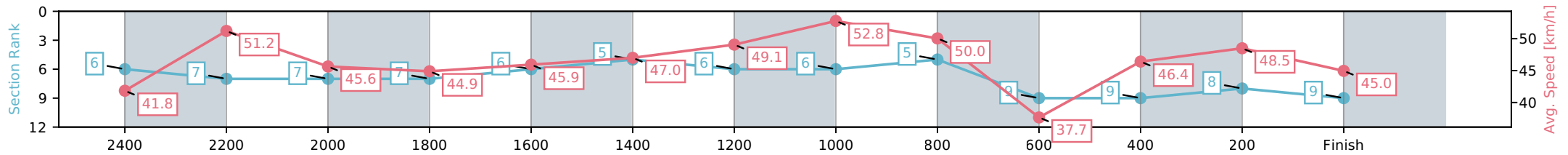
NZ Metropolitan Trotting Club Inc Harness  
 Race 7: LAMB & HAYWARD TROTTERS' CLASSIC  
 (HANDICAP TROT). (Gr3) - 2600m



13 February 2026 - 7:45PM

Weather: Cloudy

Section	L2600	L2400	L2200	L2000	L1800	L1600	L1400	L1200	L1000	L800	L600	L400	L200
Section Times	3:25.52 (0:17.72)	3:07.80 [7] (0:14.55)	2:53.25 [7] (0:16.28)	2:36.97 [7] (0:16.04)	2:20.94 [6] (0:16.00)	2:04.93 [5] (0:15.61)	1:49.32 [6] (0:14.68)	1:34.64 [6] (0:13.97)	1:20.67 [5] (0:14.63)	1:06.04 [9] (0:19.14)	0:46.90 [9] (0:15.81)	0:31.09 [8] (0:15.10)	0:15.99 [9] (0:15.99)
Average Speed [km/h]	41.8	51.2	45.6	44.9	45.9	47.0	49.1	52.8	50.0	37.7	46.4	48.5	45.0
Top Speed [km/h]	50.3	52.2	50.3	46.0	46.5	48.1	51.8	53.5	53.0	46.4	47.6	49.5	48.9
Avg. Dist. to Rail [m]	11.5	4.7	4.2	3.9	3.6	2.7	5.8	3.0	2.7	9.4	3.6	3.1	7.9



- [ ] Ranking at each section and finish
- :-:- No data available at this section
- NA No data available

Horse/Jockey Name	Love N The Port/S W Hill
Finish Rank	10
Fastest Section Time (Section)	0:14.12 (1200-1000)
Top Speed [km/h] (Section)	52.8 (1200-1000)
Race State	Finished



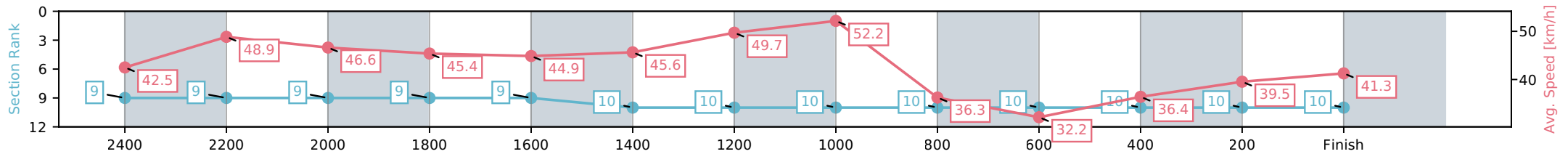
NZ Metropolitan Trotting Club Inc Harness  
 Race 7: LAMB & HAYWARD TROTTERS' CLASSIC  
 (HANDICAP TROT). (Gr3) - 2600m



13 February 2026 - 7:45PM

Weather: Cloudy

Section	L2600	L2400	L2200	L2000	L1800	L1600	L1400	L1200	L1000	L800	L600	L400	L200
Section Times	3:44.78 (0:18.66)	3:26.12 [9] (0:14.88)	3:11.24 [9] (0:15.56)	2:55.68 [9] (0:15.87)	2:39.81 [9] (0:16.18)	2:23.63 [10] (0:15.89)	2:07.73 [10] (0:14.49)	1:53.25 [10] (0:14.12)	1:39.13 [10] (0:20.99)	1:18.14 [10] (0:22.38)	0:55.76 [10] (0:19.96)	0:35.80 [10] (0:18.43)	0:17.38 [10] (0:17.38)
Average Speed [km/h]	42.5	48.9	46.6	45.4	44.9	45.6	49.7	52.2	36.3	32.2	36.4	39.5	41.3
Top Speed [km/h]	50.0	49.7	49.6	46.1	46.0	49.4	50.9	52.8	52.1	35.2	38.1	41.7	43.3
Avg. Dist. to Rail [m]	13.3	1.5	1.5	2.1	1.8	1.4	6.1	2.9	6.4	3.9	1.8	2.0	3.3



- [ ] Ranking at each section and finish
- :-:- No data available at this section
- NA No data available